

Materials I Need:

Key for symbols:

- This symbol represents ideas that can be used for two-year-olds through kindergarten. Please remember to slow way down for two-year-olds and keep the pace moving for five-year-olds.
- ② This symbol represents ideas that can be used for two- and three-year-olds.
- ④ This symbol represents ideas that are best used for four-year-olds through kindergarten.

Memory Verse:

Titus 2:12: Live self-controlled, upright and godly lives.

Hook:

- Teacher Tip:** It is recommended that teachers attend teacher training events in the church and any visiting conferences that are approved by the staff. These opportunities keep teachers updated on pertinent information going on in their church and/or expose them to new teaching materials coming out on the market. There is more than one teaching style, and new ideas can often invigorate the classroom teacher to try something that could richly enhance his classroom.
- Youngest to Oldest Pictures:** Cut out six or seven pictures of people in various degrees of aging from magazines or catalogs. Let the children line them up from the youngest to the oldest. Explain how the oldest is to be self-controlled and kind and how he is to show that to his family and others in the church. Point to the next person in line and continue down to the youngest, explaining how the older people are teaching the younger people to be godly. The older people deserve respect because they are calm and self-controlled. They are not selfish, but want to share what God has taught them with others.
- Play Dough Island:** Ask each child at the table to make the island of Crete out of a blob of play dough. Then have them make a Titus to put on the island.
- Being Calm and Respectful While You Wait:** Bring in one special toy that the children will need to wait to take turns to use. A remote control car, a pull wagon or riding toy could be used. While the children are eagerly waiting their turn, talk about respecting the right of others to have a turn with the special toy. It is important to God that we respect others and use self-control until it is our turn.
- Hard Working Home Center:** Set up a corner of the room with play appliances and furniture. Provide dishes, bedding, plastic food, toys, and clothes hanging on hangers. "It takes a lot of time and hard work to make a calm and peaceful home. It is important to God that a wife love her husband and children and is kind and helpful to them. As you play in the home center, try to keep it looking neat and clean while you help and serve the others with you."
- Where's Titus? (TIT02ECGF7)** Let the children find all the Titus pictures on the GF7 page and color them. As they are looking, review with them that Titus received a letter from Paul while he was on the island of Crete. The children can glue small bits of blue construction paper to the water section of the picture. Older children can learn "Mediterranean Sea" if you say it slowly and have them try to repeat it after you several times.

Planting Seeds of Respect: (TIT02ECGF2) Have the children color the GF2 picture and then glue bird seed to the bag and in the dirt. "In today's Bible Adventure, Paul tells Titus to teach the older men in the church to be self-controlled and strong in love. They were to be calm while working and kind to their families at home."

"Ants on a Log" Snack Preparation: Materials needed: washed celery stalks, softened cream cheese, raisins, butter knives, cutting board, hand washing materials. Have the children wash their hands (or use disinfecting wipes). Let the children help cut the celery into serving size lengths with the knives, fill the celery with cream cheese, and dot three or four raisins on the cream cheese. "In today's Bible Adventure, Paul is writing to Titus and tells him to teach God's people to do what is right. Older people should teach the younger ones how to be respectful. Today I taught you how to make our snack. You will now be able to go home and make this same snack for others in your family. God wants older people in the church to teach the younger people how to love others in their families." Share the prepared food during snack time.

The Island of Crete: The following ideas could be used each week during the Titus study.

1. Set up a mock island by placing masking tape on the floor in a circle. You could also place a blanket on the floor or put carpet squares together to form an island. You may want to bring lawn chairs and beach towels for the island, too.
2. Place a rice bin on the island and pretend it is beach sand. Provide the children with beach toys, such as shovels and pails. As the children play, tell them about how Titus went to the island of Crete to choose men to be elders who had good conduct--no one could find anything bad to say about them.
3. Place carpet squares around the island and let the children pretend they are boats. To get to the island, the children have to jump onto the carpet squares and then onto the island. Tell the children that Paul had to leave the island of Crete, but that Titus stayed behind to choose elders who loved God's Word and would teach it to others.



Book:

Presentation Ideas

Color the **TIT02ECGF1**, **TIT02ECGF2**, **TIT02ECGF3**, **TIT02ECGF4**, **TIT02ECGF5** and **TIT02ECGF6** pictures and glue them onto colored construction paper. Show these pictures as you tell the Bible Adventure. Save them for review in future lessons.

"Here Is the Church" Finger Play: This will be our Titus theme finger play.
Here is the church and here is the steeple. *(Hands together to make a church with fingers inside)*
Open the church and see all the people. *(Invert intertwined fingers and wiggle fingers)*
(Ask the children, "How are these church people acting? Respectfully? With good conduct?")

"Showing God's Love" Finger Play: Substitute other phrases for the words in parentheses, such as "taking turns with you" and "letting you choose first."
God shows His love to me. *(Point to self)*
I show God's love to you *(Point to others)*
By (sharing blocks and toys)
And speaking kindly, too. *(Point to lips)*

Story Suggestion: Tell the Bible Adventure while sitting on the island of Crete.

Bible Adventure for 2s & 3s

*(Have the children do the "Here Is the Church" Finger Play with you. See **Presentation Ideas**.)* Paul wrote a letter to Titus on the island of Crete. He told Titus to teach people in the church that their conduct must be good. It matters to God what His people do and how they treat each other.

(Show the review TIT01ECGF4 picture.) Titus was to choose elders for every church who had good conduct. They should love God with all their hearts and love their wives and children.

Titus was to teach the church people what their conduct should be. They should not act like the people around them on the island of Crete who didn't love Jesus. The Christians were to be strong in faith in Jesus. *(Point to the man telling lies.)* They were not to listen to people who were telling lies. *(Draw an "X" through the man telling lies.)*

(*Point to the evil brute.*) Titus was to teach the Christians in the churches to be self-controlled. They were not to lose their tempers. (*Draw an "X" through the evil brute.*)

(*Point to the lazy glutton.*) A self-controlled person won't eat too much or drink too much. He works hard and doesn't sit around when he should be doing his jobs. (*Draw an "X" through the lazy glutton.*)

(*Show the TIT02ECGF2 picture.*) Paul told Titus to teach the older men to be worthy of respect. A man receives respect when he is self-controlled. He is calm and strong in love. A man who is filled with God's love says kind words and does kind things for his family.

(*Show the TIT02ECGF3 picture.*) Paul told Titus to teach the older women in the church to have an attitude of respect. They should not say bad things about other people. They should always try to talk about good things.

(*Show the TIT02ECGF4 picture.*) Older women were to train the younger women to love their husbands and children. They must learn to be self-controlled and pure. A wife's most important role in life is to respect and love her husband.

(*Show the TIT02ECGF5 picture.*) Titus was to teach the young men to be self-controlled and godly. They were to obey their parents and grow up to become men who were worthy of respect.

(*Show the TIT02ECGF6 picture.*) God wants people in His church to say "no" to ungodliness and selfishness. God gives us His power to say "no" to wrong things and "yes" to what He says is right. The Bible teaches us to be self-controlled and respectful.

Prayer: Dear God, thank You for inviting us to be in Your family where people are respectful and kind. Help me learn to be self-controlled and respectful. In Jesus' name I pray, amen.

Bible Adventure for 4s, 5s & K

(*Show the TIT02ECGF1 picture.*) Paul wrote a letter to Titus while Titus was on the island of Crete. (*Have the children do "Here Is the Church" Finger Play with you. See **Presentation Ideas**.*) Paul wrote, "It is important to teach people in the church that their conduct must be good. It matters to God how His people behave and how they treat each other."

(*Show the review TIT01ECGF3 picture.*) Paul told Titus, "Start with the elders. Choose elders for every church who have good conduct. Elders should love God with all their hearts, and they should love their wives and children. Their children should love Jesus and shouldn't be wild or disobedient. No one should have anything bad to say about them because they have good conduct."

(*Show the review TIT01ECGF4 picture.*) Paul wrote, "Titus, teach all the church people what their conduct should not be. They should not act like the people around them on the island of Crete who don't love Jesus. (*Point to the man telling lies.*) Tell the Christians to be strong in faith in Jesus and not listen to people who tell lies. (*Draw an "X" through the man telling lies.*)

(*Point to the evil brute.*) "Teach the Christians in the churches to be self-controlled." Having self-control means not being quick-tempered or losing your temper. If a Christian gets angry and says something that hurts someone, he will always say he is sorry and ask for forgiveness. (*Draw an "X" through the evil brute.*)

(*Point to the lazy glutton.*) "If a person is self-controlled, he will not be a lazy glutton. He will not eat too much or drink too much. He will work diligently, not sitting around when he should be doing his jobs." (*Draw an "X" through the lazy glutton.*)

(*Show the TIT02ECGF2 picture.*) Paul wrote, "Titus, teach the older men to be calm and loving so that their wives, children, and other people will respect them. A man receives respect when he is self-controlled. He doesn't lose his temper or get angry quickly. He is calm while he is at home and while he is at work. A man receives respect when he loves people. A man who is filled with God's love says kind words and does kind things for his family. He wants to be unselfish, and he has endurance to keep on doing unselfish, helpful things for the people around him.

(*Show the TIT02ECGF3 picture.*) "Titus, teach the older women to have an attitude of respect. They should not say bad things about people—not about their husbands, not about their children, and not about anyone else. Instead of talking about bad things, they should always try to talk about good things.

(*Show the TIT02ECGF4 picture.*) "Older women must have attitudes and actions that show respect so that they can train the younger women to love their husbands and children. In order for young wives and mothers to love their husbands and children, they must learn to be self-controlled and pure. It will take a lot of their time and hard work to make a calm and peaceful home where each family member is kind and respectful to one another. A wife's most important role in life is to respect and love her husband.

(*Show the TIT02ECGF5 picture.*) "Titus, teach the young men to be self-controlled and godly. Teach them to obey their parents, not talk back to them. Teach them to be honest and love what is right so that no one can find anything bad to say about them. Teach them how to become men who are worthy of respect."

(Show the TIT02ECGF6 picture.) God wants His church people to say “no” to ungodliness and selfishness—anything that God says is wrong. That is why Jesus died—to take away our sin and give us His goodness. God gives us His power to say “no” to wrong things and “yes” to what He says is right. The Bible teaches us that it is right to have good conduct--be self-controlled, upright and godly.

Prayer: Dear God, thank You for inviting us to be in Your family where people are respectful and kind. Help me learn to be self-controlled and respectful. In Jesus' name I pray, amen.

Aim Questions

Aim Questions for 2s & 3s:

1. **Who wrote a letter to Titus telling him that the conduct of church people should be good?** (Paul)
2. **Who should learn to become self-controlled and respectful?** (All Christians, older men, older women, young women, young men)
3. **Who says it is right to be self-controlled and respectful?** (God, Paul, the Bible)

Aim Questions for 4s & 5s:

1. **What is the name of the book of the Bible we learned from today and who wrote it?** (Titus, Paul)
2. **Where was Titus when Paul wrote the letter to him?** (On the island of Crete)
3. **What did Paul want Titus to teach the Christians about their conduct?** (To be self-controlled and have an attitude of respect)
4. **What does God tell us to do about ungodliness?** (Say “no” to ungodliness and “yes” to self-control and godly lives. Say the Memory Verse.)



Look:

- Aim Questions:** Write the **Aim Questions** on the back of the Bible Adventure pictures of Titus teaching the older men, older women, and younger men and the picture of the older women teaching younger women. Ask for the appropriate question by asking for the person being taught in the picture.
- Snack Idea:** Serve the “Ants on a Log” you prepared during **Hook** time.
- Transition Idea: (TIT02ECGF8)** Hold up a GF8 picture of Jesus. Tell the children to keep their eyes on Jesus as they move from one place to another.
- Memory Verse Review:** After singing the Memory Verse Song once, have just the boys sing and then just the girls. The fourth time through, everyone sings together again.
- “Titus Teaches” Activity Review: (TIT02ECGF2, TIT02ECGF3, TIT02ECGF4, TIT02ECGF5, and TIT02ECGF9)** Tack four lengths of butcher paper on the wall and glue a GF2, GF3, GF4, or GF5 picture at the top of each piece. Cut apart the GF9 pictures and give each child one of the four pictures to color and identify. Each child will be in one category based upon the picture you gave him--either an older man, older woman, younger woman being trained by an older woman, or a young man. After the children have identified which group they are in, call out one group at a time to go and tape their pictures to the butcher paper with a corresponding picture. As the children are taping their pictures, sing or play the cassette tape of the song “Titus, Teach It.”
- “Match the Pictures” Activity: (TIT02ECGF2, TIT02ECGF3, TIT02ECGF4, TIT02ECGF5, TIT02ECGF10 and TIT02ECGF11)** Before class, tape or glue the GF2, GF3, GF4 and GF5 pictures to a stiff paper like poster board or cardboard. Make one set per table of children. Cut out a set of GF10 and GF11 pictures for each table and color the pieces (optional). Give each child a cut-out picture and let him find the matching picture. He can lay the cut-out piece on the picture. When complete, mix up the pictures and let the children find the matches again. Make sure the children understand what is happening in the pictures.

"Pass the Ball" Game: Bring several soft balls in various sizes and shapes. Arrange the class in a circle and explain that they are part of the church on Crete. Pass one ball from child to child around the circle without dropping it. Introduce a second ball and third until all the balls are being passed at the same time. As each ball is introduced by the teacher, she can say what that ball represents such as: respect, self-control, calm and peaceful home, unselfishness, purity, love, kindness, etc. These godly actions (balls) are being passed around to others in the church (those in the circle). Can the children in the circle keep all the balls moving without dropping any?

Follow the Leader Game: Choose a child to be the leader and place a hat on his head. Have the class stand in a circle and copy the movement of the leader. After everyone has done the action, pass the hat around (either to the child next to the leader or a child the leader chooses) and follow the actions of the new leader. Some movement suggestions are: hop, jump, shrug shoulders, clap hands, touch toes, turn around, squat down, jumping jacks, etc. "Today the person wearing the hat is the elder of our church. We are church people. We respect our elder with the hat and follow the way he leads us to go."

You and I Will be Kind Today (tune: "Mulberry Bush")

You and I will be kind today, be kind today, be kind today.

You and I will be kind today,

So early in the morning.

Have children join hands and stand in a circle. Place several colored markers just outside the circle.

As the children sing, have them walk around in a circle. At the end of the song, they stop walking,

and whoever is standing closest to a predetermined colored marker must tell one way he or she can be kind. For younger children, you can use the following ideas and actions.

You and I will be kind today, be kind today, be kind today.

You and I will be kind today,

We will carefully listen. (Pull on ears)

We will pick up toys. (Bend over and pretend to pick up toys)

We will say kind things. (Turn to child next to you and say, "I like you")

We will help at home. (Sweeping motion)

To everyone we see. (Shade eyes with hand and look around room.)

What to Do! Game: Have the children skip, hop, jump, twirl or run around the room to the music.

When the music stops, they stop and listen to the instruction from the teacher. If the teacher says,

"Don't listen to lies." (They immediately cover their ears)

"Don't talk bad about other people." (Cover mouths)

"Don't eat too much." (Hold stomachs)

"Don't lose your temper!" (Hold top of head)

Mix up the commands and show the children the actions each time the music stops; but after awhile, have them show you the correct position when the command is given.

Songs:

Bible Themes Song (tune: "Bible Songs for Preschool Children—Titus" tape)

(Chorus)

We like to sing about the Bible themes.

We like to sing about the Bible themes.

We like to sing about the Bible themes.

It helps us understand God's Wo-ord.

Second Timothy—endurance in ministry

Titus—conduct in the church

Philemon—bondage to freedom

Hebrews—superiority of Christ

(Repeat chorus)

Titus 2:12 Memory Verse Song (tune: "Ten Little Indians")

Live self-controlled, upright and godly lives.
Live self-controlled, upright and godly lives.
Live self-controlled, upright and godly lives.
Ti-tus two, verse twelve.

Live Self-Controlled (tune: "Supercalafragalistic" chorus)

Live self-controlled with good conduct; live upright, godly li-ives.
Self-controlled with good conduct; live upright, godly li-ives.
If you live with good conduct, people will see God's kindness.
They'll want to know how they can live with God's good conduct, too.

Christian Conduct (tune: "Twinkle, Twinkle, Little Star")

Christian conduct must be good—
Treat all people as we should.
Self-controlled and upright lives
Show the world that God is wise.
Christian conduct must be good—
Treat all people as we should.

Good Conduct (tune: "Skip to My Lou")

Goo-ood conduct in our homes
Goo-ood conduct in our church
Goo-ood conduct everywhere
Goo-ood conduct we will share.

Titus Was a Pastor (tune: "Flintstones")

Titus was a pastor
For the churches on the island of Crete.
Titus got a letter
From his friend, Paul, to the island of Crete.

Titus chose the elders
For the churches on the island of Crete.
Titus chose the godly
For the churches on the island of Crete.

Titus, Teach It (tune: "Jesus Loves the Little Children")

Titus, teach the older me-en to be worthy of respect.
Teach them to be strong in faith,
Strong in love and good conduct.
Teach them to be self-controlled in all they do.

Titus, teach the older women to be women of respect.
Then they can teach what is good,
Train the younger women to
Live their lives with self-control in all they do.


Titus train the younger women to-o love their families,
Make a calm and peaceful home
For their kids and husbands, too.
Live their lives with self-control in all they do.

Titus, teach the younger me-en to be worthy of respect.
Teach them to be strong in love,
Have a godly attitude.
Teach them to be self-controlled in all they do.




Took:

- “Use Self-Control” Activity Page: (TIT02ECGF6 and TIT02ECGF12)** Copy a GF6 page for each child and ask them to color the clothes of the man with self-control. Cut a brightly colored 3 1/2” x 4” piece of paper and glue the GF12 picture of Paul writing the Memory Verse to Titus onto it. Staple the top of the picture of Paul on top of the circle on the GF6 page so that the little picture can be lifted to see the ungodly behavior underneath. Talk with the children about learning the Memory Verse because it will remind us to have self-control and good conduct.
- Kindness Badge: (TIT02ECGF13)** Have enough GF13 kindness awards available so that there is one for every child. When individual children show kindness, obedience or helpfulness, add their name and comments to the badge. Pin it to the child's clothing with a safety pin. Every child should have a badge by the end of class.
- A Heart-Felt Thank You Card: (TIT02ECGF14, TIT02ECGF15 and TIT02ECGF15)** Materials needed: One sheet of colored cardstock, two red GF14 hearts, one GF15 green paper stem and one GF16 picture and lettering for each child; glue, children's scissors. Fold the cardstock in half. Glue the GF16 picture and lettering inside. Glue one of two red hearts onto the front of the card. Make the flower center by fringing one side of a 1" x 2" piece of yellow paper with scissors. Place the fringed paper in the center of the first heart. Fold the second heart in half crosswise and position over the lower portion of the fringe, matching it up over the first heart to make a valentine flower. Glue both down. Position the stem under the heart flower and glue into place. Help the children sign their names to the card.
- Preschool Page for Parents: (TIT02ECPPP)** Send a page home with each child, encouraging parents to reinforce the Bible truths at home. Spend a few minutes before the children go home creatively reviewing the song and Memory Verse.






Titus, teach the older men to be self-controlled and worthy of respect.



Titus, teach the older women to be self-controlled and respectful.




Older women should train younger women to love their families.




Teach the younger men to be self-controlled and strong in godliness.






God wants His people to say "no" to ungodliness and selfishness.





TIT02ECGF8






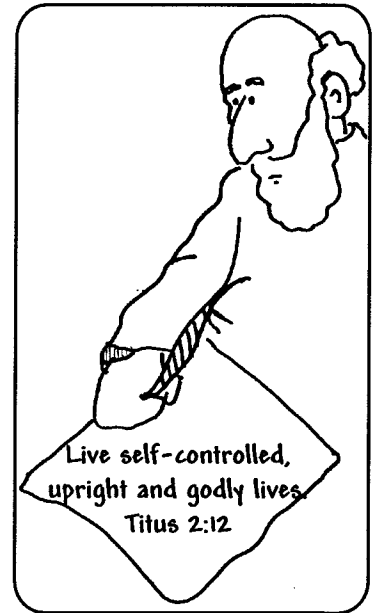
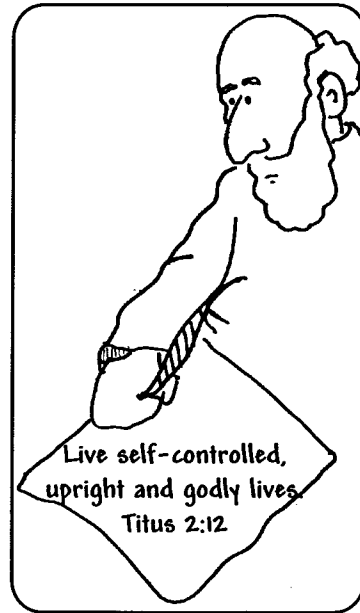
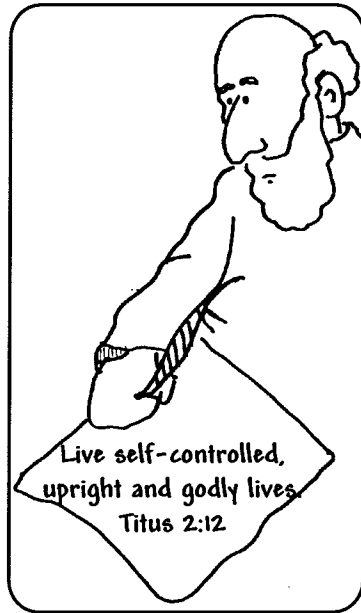
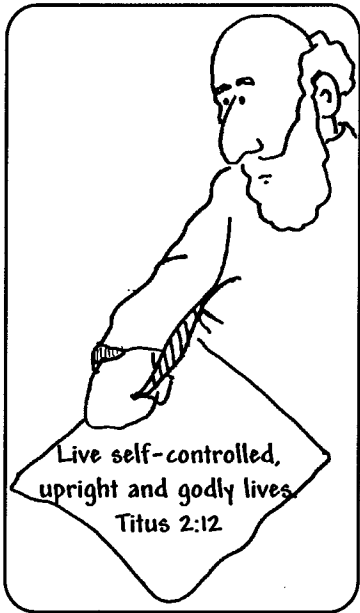
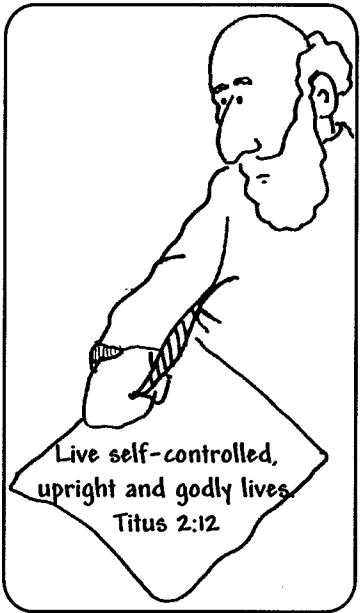
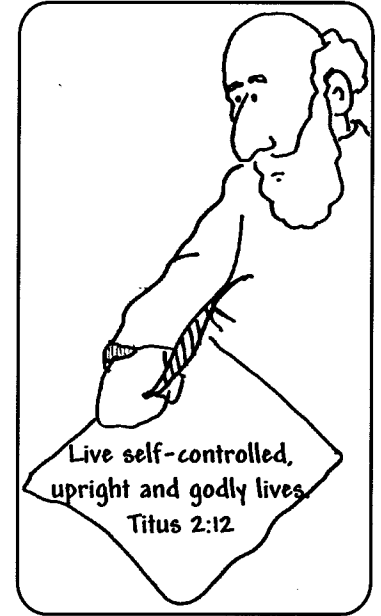
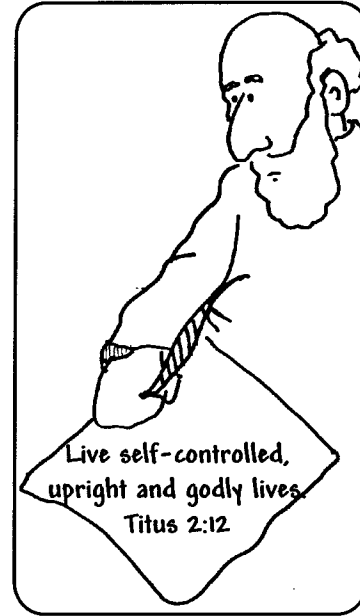
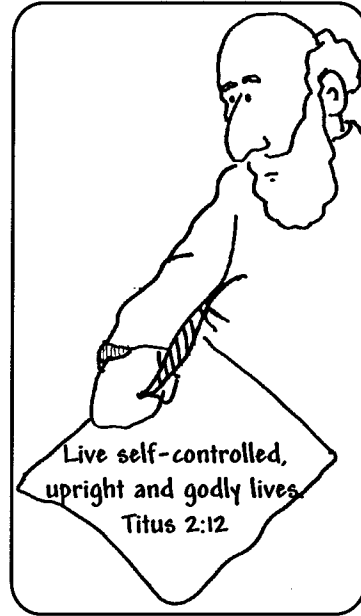

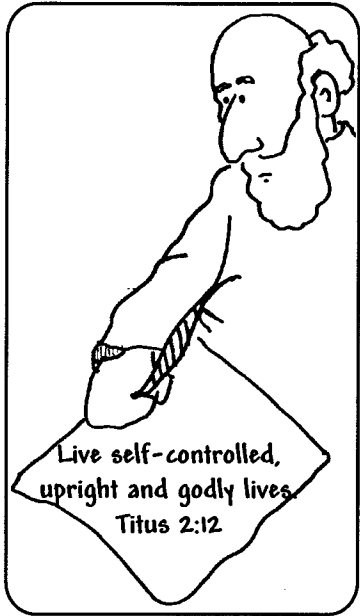
Titus teaching older man

Older man

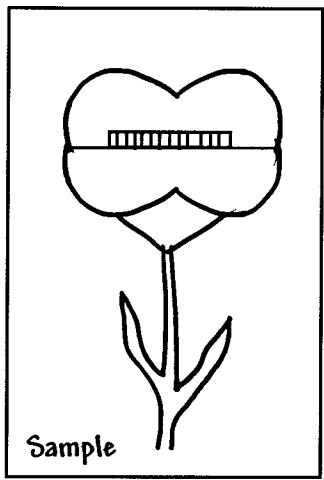



Titus teaching older woman

Older woman

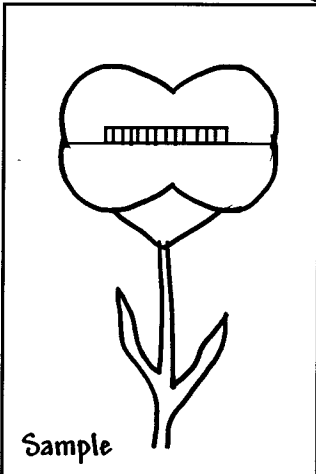
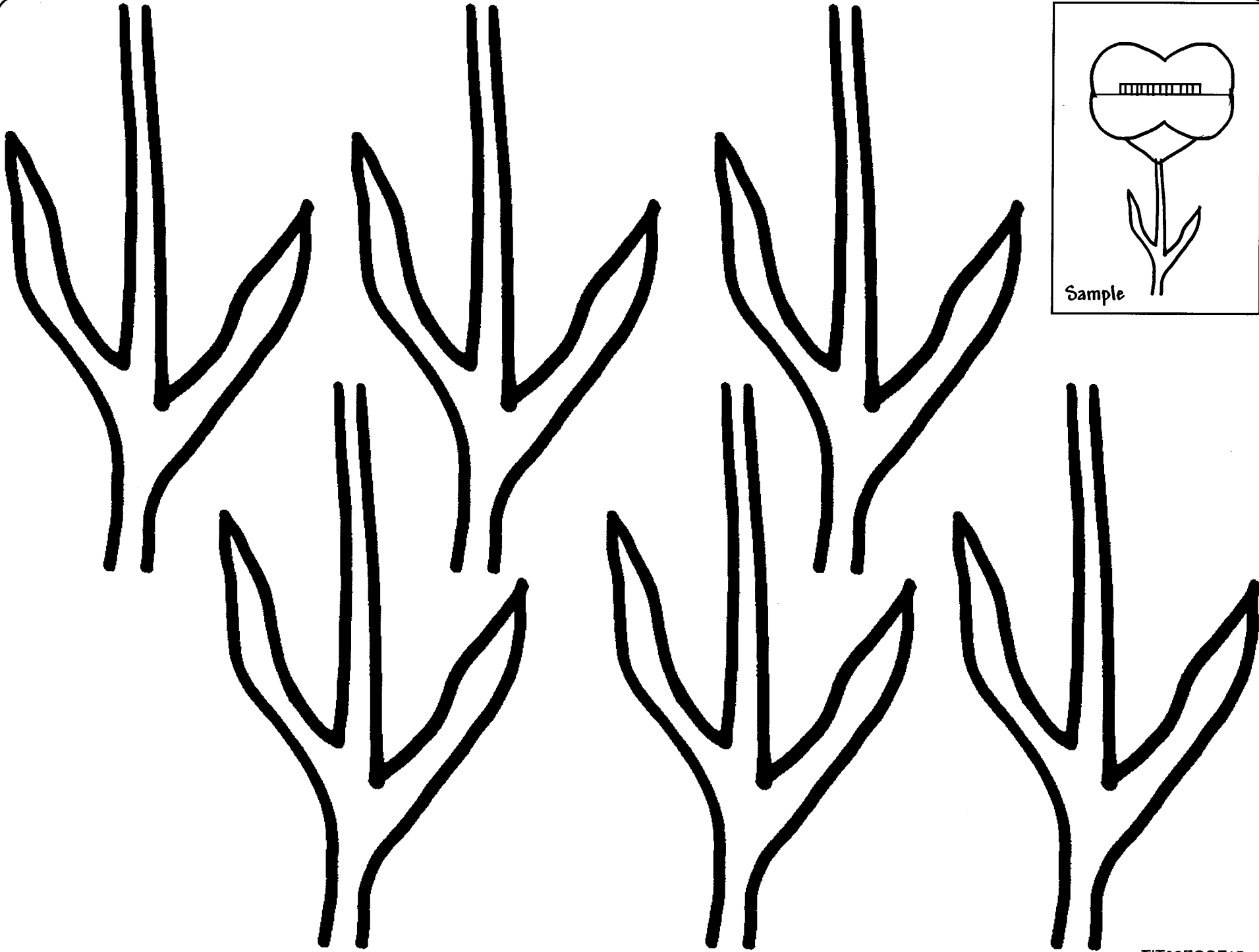









Sample







Dear Mom and Dad,
Thank you for being
kind and loving me.
Love,



Dear Mom and Dad,
Thank you for being
kind and loving me.
Love,



Dear Mom and Dad,
Thank you for being
kind and loving me.
Love,



Dear Mom and Dad,
Thank you for being
kind and loving me.
Love,



This is what I learned today!

Paul continued his letter to Titus, explaining how God's people are to treat each other. Christians are not to act like the people on the island of Crete who do not love Jesus. They are to be self-controlled and respectful. Older men should be filled with God's love and say kind words and do kind things for their families. Older women are not to say bad things about people, but only talk about good things. They should train younger women to love their husbands and children. Young men are to obey their parents, be honest and love what is right. All of God's people are to be worthy of respect. Paul wrote that God gives us power to say "no" to wrong things and "yes" to what He says is right. It is right to be self-controlled and strong in godliness.

Titus Memory Verse

Live self-controlled,
upright and godly lives.

Titus 2:12

Good Conduct: Say "No" to Sin



The theme of Titus is "Christian Conduct as a Witness" or simply "Conduct of the Church." We teach our children to say "no" to wrong conduct and "yes" to good conduct from an early age. Cut out the man (above) on this side of the page (or the one on the other side of this page if you want a larger picture). Tape it to a straw or paint stick to make a puppet. Practice with your child saying "no" to wrong attitudes and actions by holding up the puppet and saying, "Say 'no' to sin." Then follow by saying "God gives us good conduct." Make a mad face (or have your child do this), hold up the puppet, and repeat the phrases. Practice with facial expressions and actions as long as interest allows. This week whenever your child has sinful conduct, hold up the puppet and repeat the phrases (along with other discipline procedures you normally do).

Just Say "No"
(tune: "Up on the Housetop" chorus)

Just say "no" to selfishness.
Just say "no" to selfishne-ess.
No lies or meanness, no, no, no!
Only good conduct we will show.

* For tunes to songs, ask about the preschool tape.



Paul told Titus that Christians need good conduct and must say "no" to sin.