

**Materials I Need:**

**Legend:**



= Option 1, Appropriate for 1<sup>st</sup> – 2<sup>nd</sup> Grade





= Option 2, Appropriate for 3<sup>rd</sup> – 6<sup>th</sup> Grade

**Memory Work:**

**“For the grace of God that brings salvation has appeared to all men. It teaches us to say ‘No’ to ungodliness and worldly passions, and to live self-controlled, upright and godly lives in this present age,” Titus 2:11-12 (NIV)**

**Hook:**



**Baby Talk (Discussion).**   Ask the students, “What was the very first word you ever said?” If they don’t know their own first word, ask what their younger brother or sister’s first word was. Write everyone’s responses on the white board under the heading ‘First Word’. A few words will be repeated often like ma-ma, da-da, and no-no. Point out to the students that ‘no’ is a very common first word. Ask the students, “Why is this?” Point out to the students that babies learn to say no because they hear it so often. (*You may want to stop here and finish this discussion after BOOK time.*)

Ask the students these questions:

1. Why do parents tell their babies no? *Babies do things they are not supposed to do because they don’t know any better. Parents say no to protect and teach babies.*
2. Do toddlers know what ‘no’ means? *Yes toddlers have learned what ‘no’ means.*
3. Do toddlers always obey when they are told ‘no’? *Most of the time but sometimes they don’t. Sometimes they make a choice to do what they want to do.*
4. How about pre-school children and kindergartners, do they know the difference in right and wrong? *Yes. Why would they do what is wrong, when they know it’s wrong? They make a choice to do right or wrong.* Tell the students it’s our sinful nature to be selfish, willful and want out own way, even when we know its wrong.
5. Do your parents still tell you ‘no’.
6. Do they ever tell themselves ‘no’?

Explain to the students, that at their age the desire to do wrong things doesn’t go away. Paul tells Titus that God’s grace teaches us to say ‘NO’ to ungodliness and worldly passions. This is nothing more than learning to say ‘NO’ to ourselves when we want to do something wrong instead of our parents telling us. Learning to do this is part of growing up and its called self-control. Tell the students we will always want to do wrong things from time to time—ask any adult. But God’s grace gives us the power to say ‘NO’ to ungodliness and worldly passions. When you want to do something wrong, tell yourself ‘NO’ and then (this is important) you listen to yourself!



**What Difference is There? (Role-play/Discussion).** Invite students to come up and do several role-plays that demonstrate the difference between a Christian and a non-Christian in the following scenarios:

- How might a Christian/non-Christian respond to his mom or dad when asked to clean up his room when he's in the middle of playing a video game?
- How might a Christian/non-Christian respond to a group of students who are making fun of someone at school?
- How might a Christian/non-Christian react to a bully who wants to get into a fight?
- How might a Christian/non-Christian respond to an unfair call by a referee?
- How might a Christian/non-Christian deal with losing a game?
- How might a Christian/non-Christian respond to sharing one's candy?

After you're done with these scenarios, ask the students if they can pinpoint some of the different character qualities between a Christian and a non-Christian. Let them know that in today's Bible Adventure, they will hear how we can be different from the world.



### Book:

#### Presentation Ideas –



**Magnetic Attraction (Object Lesson).** Use two magnets to demonstrate this object lesson. Explain to the students that like two magnets, people are either drawn to sin or pushed away from it. By our human nature, we are drawn towards sin. James 1:14 says, “but each one is tempted when, by his own evil desire he is dragged away and enticed”. Show how the magnet pulls the other. Explain how one of the magnets draws the other like sin draws people.

Ask the students what has the power to break the hold sin can have over us? Jesus broke that hold over sin for us with his own blood. When we believe in Christ we receive a new nature and our life is turned around 180 degrees. Now turn one of the magnets around and show how they repel each other. Tell the students that this is much like a believer who is walking faithfully with God. God's grace in us gives us the power to push away temptation. 1 Corinthians 10:13 says that “God is faithful; He will not let you be tempted beyond what you can bear. But when you are tempted He will also provide a way out so that you can stand up under it.”

In today's Bible Adventure we will hear Paul's letter to Titus telling how God uses His faithful people like magnets to draw others to Him through purity and good deeds—people magnets!



**Young Women Love your Husbands and Children (Illustration/Coloring Page).** Titus 2:4, TIS02.GF1.



**Young Women Be Workers at Home (Illustration/Coloring Page).** Titus 2:5, TIS02.GF2.



**Young Men Be Self-Controlled (Illustration/Coloring Page).** Titus 2:6, TIS02.GF3.

#### **Bible Adventure for 1<sup>st</sup> – 6<sup>th</sup> Grades –**

The book of Titus is a letter that the apostle Paul wrote to his co-worker on the island of Crete. The theme is “Christian Conduct as a Witness.” What this means is that Paul wanted all the believers in the newly established churches on Crete to behave in such a way as to draw others to Christ. Everything about them, from their speech to their attitudes and actions, was to point the unbelieving people around them to God and His plan of salvation. Last week we learned how the elders were to live their lives. They were to be blameless, love their families, strive to be more and more like Christ, and protect their people from false teachers. Today we will hear what Paul had to say to specific groups of people within the churches.

Paul began with the responsibilities of the older men. Titus was to instruct them to be godly examples to the entire church, especially the younger men. They were to be temperate (restrained and not given to extremes), worthy of respect, self-controlled and strong in their faith, their love, and their ability to endure. In other words, they were to be “mature” in their faith. Unlike young men who may struggle with being

consistent in their walk with the Lord, older men were to provide a solid example for all to follow.

Paul then moved on to the older women in the churches. Older women were to be reverent in the way they lived. This meant they were to avoid foolish sins such as gossip and drunkenness. Without a godly life, they would have very little impact upon the younger women in the church that they were responsible to teach. Paul may have heard that there were some women who were busybodies and ran around their neighborhoods spreading gossip and causing trouble.

Like a mother-daughter relationship, the older women were to encourage the younger women to love their husbands and their children and keep busy at home. This means that their family was to be their number one priority. They were to be self-controlled, pure and kind so that they would be a good reflection of God and His Word.

Next Paul discussed the younger men. They were to be self-controlled, which is extremely important for young men because they can tend to act without thinking. They were to say “no!” when they were tempted to sin and they were to be pure and be examples to others because of their good deeds. No one should be able to examine their lives and accuse them of any wrongdoing.

Lastly, there were slaves who had become Christians and wondered how their newfound faith would affect their lives. Paul taught that they should remain submissive to their masters and show a respectful attitude toward them. This would cause their masters as well as others looking on to be attracted to the message of Christ.

In all of these groups, the reason for Christ-like behavior was so the truth of God’s Word might be put on display through the lives of His people. Because their lives were so radically different, others would wonder why and be drawn to the wonderful Gospel of Jesus Christ. The same is true for Christians today. We are to be very distinct from those who do not know the Lord. The Bible says we have become “new creations” in Christ and the old life of sin no longer controls us. Our thoughts, actions, and speech should be pure and honoring to the Lord. Someone who claims to be a Christian but does not live like it can do great harm to the name of Christ and turn people away from Him.

As you think about your own life, can you say that God has radically changed you into a new person in Christ? Are you different from the way your friends speak and act? Are the things that are important to you different from the things that are important to your unbelieving friends? God wants His children to be different, not just for the sake of being different, but to present to the world the Gospel through a life that is lived like Christ’s.


#### Aim Questions

1. **What is the theme of Titus?** (*Christian conduct as a witness.*)
2. **What message was Titus to give to the older men?** (*They were to be mature examples of Christ.*)
3. **What message was Titus to give to the older women?** (*They were to be examples to help the younger women become godly.*)
4. **What was the main message Titus was to give to the younger men?** (*Be self-controlled.*)
5. **What was the main message Titus was to give to the younger women?** (*Make your family a priority and be godly.*)



#### Look:



**In This Corner (Worksheet).**  This worksheet compares Titus and the false teachers. Have the students solve the puzzle by reading the statements and comparing them to today’s lesson. They will find all of their answers in Titus 1 and 2. Then have them unscramble the keywords at the bottom of the page, **TIS02.GF4**. *Answers: Sound doctrine, self-controlled, upright and godly lives.*

 **A Little Self-control (Snack/Discussion).**   You will need:

- a napkin (or paper towel)
- several small candies (such as M & M's) for each student.

Tell the students that you will be passing the candies out but that they are not to eat them as they will be used for an activity later. Then have the students do another table activity such as a worksheet or craft with the candies in front of them on the table. After the other activity is finished tell the students they may eat the candies. Ask the students:

1. What is self control? *This is what it takes to resist doing something you want to do but know you shouldn't do.*
2. Was it difficult to wait for the right time to eat?
3. Did anyone feel the desire to take just one candy before they were supposed to?
4. What did they say to themselves?

 **Busy at Home (Craft for Girls).**   Each girl will need:

- TIS02.GF5 Pgs. 1 & 2** copied onto cardstock
- scissors
- coloring crayons
- glue

Follow these instructions to make a two-story dollhouse for that woman who is "busy at home". Coordinate with the boys' project **TIS02.GF6** "Pattern of Good Works" for kitchen and bedroom furniture.




1. Cut out the pieces on pages 1 and 2 on the heavy black lines.
2. Color the wall of each room. Match the wall style on page one and two and color the different rooms the same color. Remember the bedroom is the second floor.
3. Fold broken lines inward and solid line (on kitchen wall and ceiling piece) outward to form a breakfast bar.
4. Glue where indicated.
5. Fold the woman piece in half on the solid line. Fold the dotted lines under and glue where indicated.

 **"Pattern" of Good Works (Craft for Boys).**   Each boy will need:

- one copy of **TIS02.GF6** (printed on heavy paper)
- scissors
- crayons
- glue

Have the students follow the directions on **TIS02.GF6** to complete their crafts.

Explain to the students that Paul tells Titus (2:7) to be an example or "pattern" for the other young men to follow. A pattern is something that you follow to produce something that looks like the original. Discuss what qualities God would want the students to copy in their lives. *Slow to anger, kind, generous.* Have boys give some of their furniture to the girls to furnish their dollhouses.

 **Say "NO" (Memory Game).**   Write the memory verse on the board. After reading the verse together ask the students:

1. What is "the grace of God that brings salvation?"
2. How has it "appeared to all men?"
3. What are "worldly passions?"
4. Why is it important for unbelievers to see us live "upright and godly lives?"
5. Was this just for Titus' time or does it apply in our "present age" too?

Arrange the students and teachers in a circle. (If you have more than 18 students in a circle, make more circles). Begin with any student. The first student will say the reference (Titus 2:11-12). The next student will begin the verse. He may say the first one or two words of the verse. The next student may say the next word or two, and so on. The students must pay close attention because they don't know whether one or two words will be supplied by the players before them. Continue around the circle until the word "NO" is said. As soon as a student says "NO" he may not say the next word, and play changes direction. (The student whose turn comes before the student who says "NO" will be the same one who comes after). When the verse ends, have the next student say the reference, and the next one begins the verse again. Continue without changing directions until the word "NO." See how fast you can go without making a mistake. At some point begin eliminating students who make a mistake.

- The Christ-Like Witness Game (Game/Activity).** 🎲, 🦋 You will need:  
**TIS02.GF7 Pgs. 1-6** copied onto different colored card stock  
 for Red Team, Blue Team, Green Team, etc.  
 four pieces of 4' long butcher paper  
 double-sided tape

To prepare: Using the four different people Paul addresses in today's lesson, title the long side of one piece of butcher paper 'Older Man', the next 'Older Woman', the next 'Younger Man' and the last 'Younger Woman'. Place these titled papers one in each corner of the room. Each piece of butcher paper should have double-sided tape run vertically for the number of teams playing. The two-sided tape will hold the "Character Quality" (C.Q.) cards. Take 4 strips of each team color and adhere to each piece of butcher paper at the top of the double-sided tape to help the teams know where to place the C.Q. cards. Keep the order consistent on each paper, i.e. Red, Blue, Green.

To play: After being shuffled, each team's colored stack of C.Q. cards will be placed in the middle of the room. Divide the class so that there are at least three teams. The teams will line up in a 'batting order' on one side of the room (north, south, east or west wall). When a teacher starts the game, a player from each team will go to the middle, pick up one of their team's colored C.Q. cards and determine the title to which it applies. They will then go to that piece of butcher paper and stick the card on their team's tape line. They would then return and tag the next person in line to go to the middle. If at any time during play, a team member believes one of the C.Q. cards is in the wrong spot, they can bypass picking up a new card and make the necessary change. That is the end of their turn.



Objective: Be the first team to get all the C.Q. cards under the correct titles, 'Older Man', 'Older Woman', 'Younger Man' and 'Younger Woman'.



Older Men	Older Women	Younger Men	Younger Women
Over 60 years old	Over 60 years old	Between 12-60 years old	Between 12-60 years old
Temperate	Reverent in Behavior	Self-controlled	Loves Husband
Worthy of Respect	Not Slanderers	Example of Good Deeds	Loves Children
Self-controlled	Not Addicted to Wine	Pure in Doctrine	Self-controlled
Sound in Faith	Teachers of Good	Dignified	Pure
Sound in Love	Trainers of Younger Women	Sound in Speech	Busy at Home
Sound in Endurance			Kind
			Submissive to Husband

- Teach the Young Men and Women (Worksheet).** 🎲, 🦋 Have the boys use **TIS02.GF8 Pg.1** and the girls use **TIS02.GF8 Pg. 2** to complete these worksheets on what the Scripture says about young men and young women.
- One Little Word (Worksheet).** 🎲, 🦋 Have the students fill in the two-letter words provided to complete the memory verse, **TIS02.GF9**. *Answers:* Titus 2:11, 12; NO.
- Aim Questions (Worksheet).** 🎲 Have the students answer the Aim Questions about today's Bible Adventure, **TIS02.GF10**.
- Passage Review Questions (Worksheet).** 🎲, 🦋 This booklet contains many questions from the Scripture passage covered in today's lesson. Students may work on them in class and complete them during the week at home, **TIS02.GF11 Pgs. 1 & 2**.
- Titus 2:11-12 (Memory Verse Song).** 🎲 Words and music for today's memory verse are available upon request from Children's Ministry.



## Took:

**A Purified People (Worksheet).**   Have the students use the roles in Titus 2 to connect the right character trait to the right role. One has been done for the student. This is a good opportunity to dig into the Word with the students, **TIS02.GF12**.

**'N' 'O' Spells NO (Craft).**   This craft would tie in well with the 'Baby Talk' discussion in the HOOK section.

Each student will need:

**TIS02.GF13** copied onto cardstock  
scissors  
coloring crayons  
glue  
12" piece of yarn



Have students follow instructions provided to make these blocks. They can be hung over a car mirror or doorknob, etc. Tell the students to let this craft be a reminder of what we should say when we are tempted to do something wrong. Read aloud to the students, "For the grace of God that brings salvation has appeared to all men. It teaches us to say 'No' to ungodliness and worldly passions, and to live self-controlled, upright and godly lives in this present age," Titus 2:11-12.

**New Creation in Christ (Craft).**   Each student will need:

**TIS02.GF14 Pgs. 1 & 2**  
scissors  
markers or crayons  
glitter or other decorations  
glue


Discuss with the students that Paul instructed Titus to teach the believers on Crete what their lives should be like. Just like the ugly caterpillar is changed into a beautiful butterfly so too is an unbeliever changed into a beautiful believing Christian. They have a new life and want to do new things, which is much different than the old life. Paul wants the Christians on Crete to be beautiful butterflies for Jesus, so that when unbelievers would see them they would be attracted to their beauty and want to know Jesus as their Savior.

Have the students cut out the butterfly wings and body and decorate them. Tell the students that they are to cover up the old things that were true about the ugly caterpillar or an unbeliever with the new wings of the beautiful butterfly. Point out the new things that are true of a believer in Jesus Christ.

**Older Guests (Guest Interviews).**   Invite an older man and woman to be guests in your class. Separate the boys and the girls. Have the man speak with the boys and the woman with the girls. If your guest is more comfortable with an interview format, you may use some or all of these questions. Feel free to add your own.

- When did you come to know the Lord Jesus? How did your life change?
- Are you involved in a ministry?
- What are some ways women can live out verse 3?
- What are some ways men can live out verse 4?
- How do you encourage young women to live out verses 4 and 5?
- How do you encourage young men to live out verses 6 and 7?
- What can children do to grow toward becoming the man or woman God desires?
- Why is it important for us to live godly lives in the world?
- Has anyone ever commented that your life is different from the world and asked why?

# Young Women Love Your Husbands and Children




# Young Women Be Workers at Home



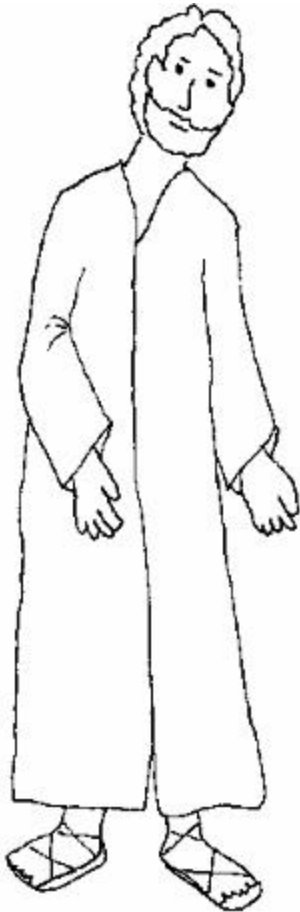
# Young Men Be Self-Controlled






# In this Corner...

Draw a line from the statement to the person you think would have said it.



- Teach sound doctrine.
- Integrity is not important to God.
- Be blameless in all that you do.
- Slaves should do whatever they can to get away from their masters.
- Wives should concentrate on themselves and not their families.
- Encourage and rebuke with all authority.
- Say "No" to ungodliness and worldly passions.
- God doesn't want His children to be different than the world.
- Love worldly passions and desires.
- Encourage the young men to be self-controlled.
- If the teaching convicts you, then ignore it.




**Unscramble these keywords:**

douns crodtine \_\_\_\_\_



fles trollednoc \_\_\_\_\_

rightup dan lodgy slive \_\_\_\_\_

# Busy at Home



Glue left wall of living room walls and ceiling piece here.




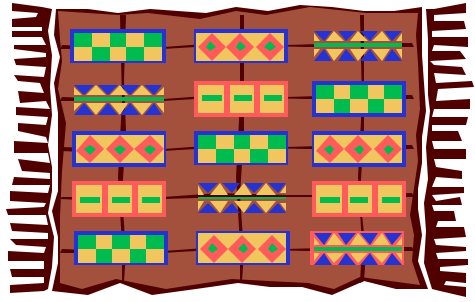
Glue right wall of kitchen walls and ceiling piece here.

Glue

Glue

Glue

Glue




Roof


Glue

Glue

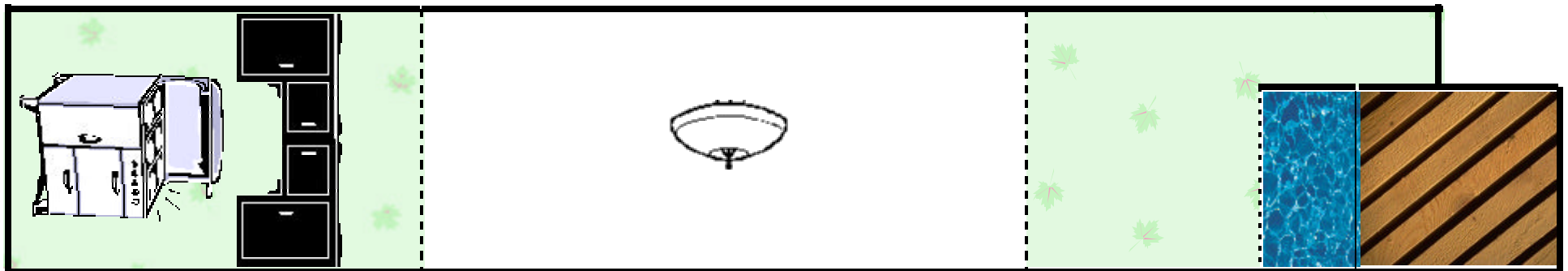
See lesson plan for instructions.



Living Room Walls and Ceiling

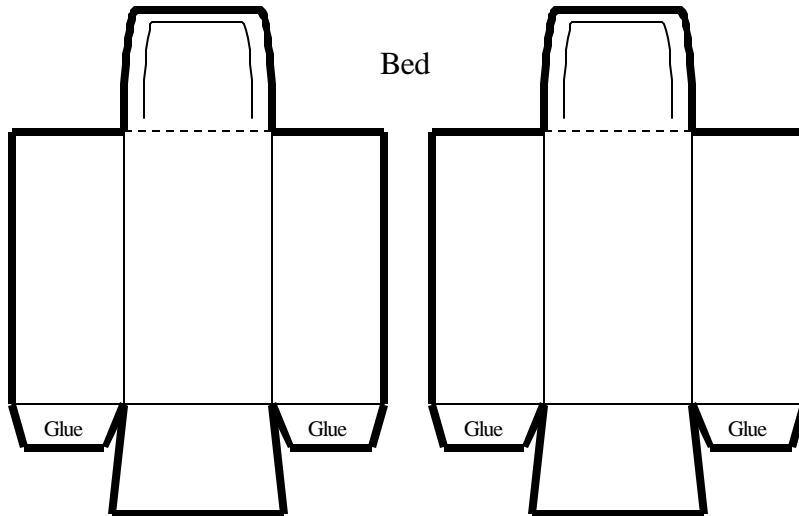


Kitchen Walls and Ceiling

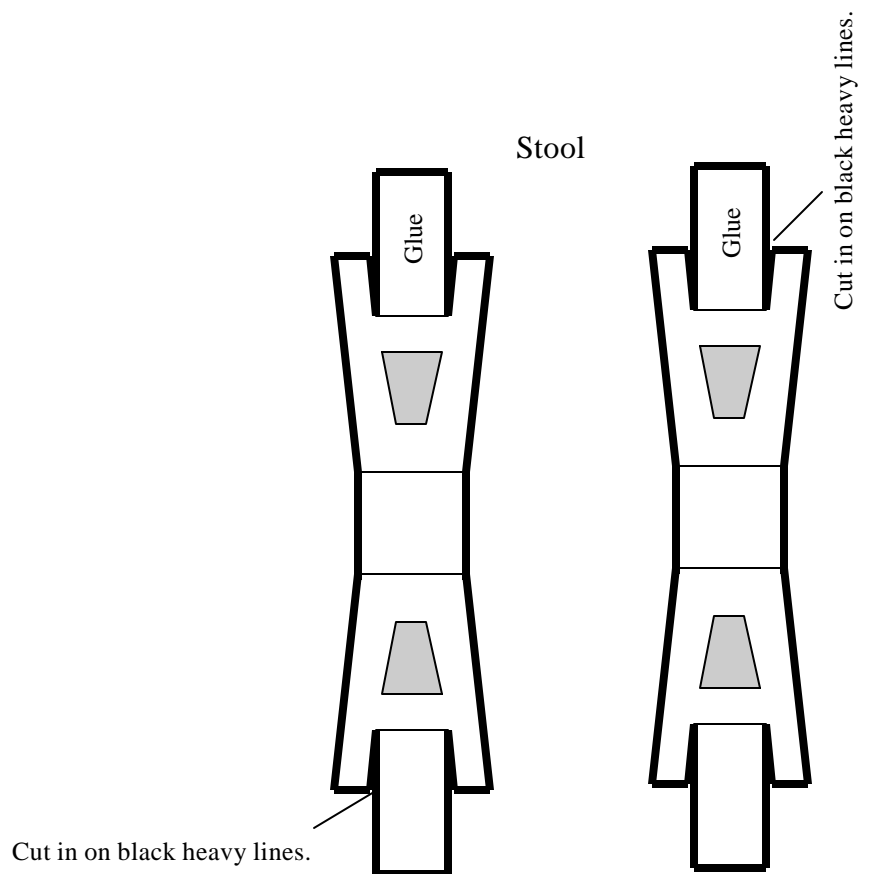


# "Pattern of Good Works"

Paul tells Titus (2:7) to be an example or "pattern" for the other young men to follow. A pattern is something thing that you follow to produce something that looks like the original. Give some furniture to a girl so she can furnish her doll house.



1. Cut out each pattern for doll-house furniture on the heavy lines.
2. Trace around each one to make copies.
3. Cut these out.
4. Color, fold (solid lines outward and broken lines inward), and glue using the original as a 'pattern.'



Over 60 years old

Temperate

Worthy of respect

Self-controlled

Sound in faith

Sound in I love

Sound in endurance

Over 60 years old

Reverent in behavior

Not slanders

Not addicted to  
wine

Teachers of good

Trainers of younger  
women

Between 12-60 years  
old

Self-controlled

Example of good  
deeds

Pure in doctrine

Dignified

Sound in speech

Between 12-60 years  
old

Loves Husband

Loves Children

Self-controlled

Pure

Busy at home

Kind

Submissive to  
husband

# Teach the Young Men

Be \_\_\_\_\_

Say "\_\_\_\_" to ungodliness and \_\_\_\_\_ passions

Live \_\_\_\_\_ and \_\_\_\_\_ lives in this present age.


Titus 2:6, 11-12





























Use the code provided to fill in the lessons above.

<b>A</b>	<b>B</b>	<b>C</b>	<b>D</b>	<b>E</b>	<b>F</b>	<b>G</b>	<b>H</b>	<b>I</b>	<b>J</b>	<b>K</b>	<b>L</b>	<b>M</b>
<b>N</b>	<b>O</b>	<b>P</b>	<b>Q</b>	<b>R</b>	<b>S</b>	<b>T</b>	<b>U</b>	<b>V</b>	<b>W</b>	<b>X</b>	<b>Y</b>	<b>Z</b>

# Teach the Young Women

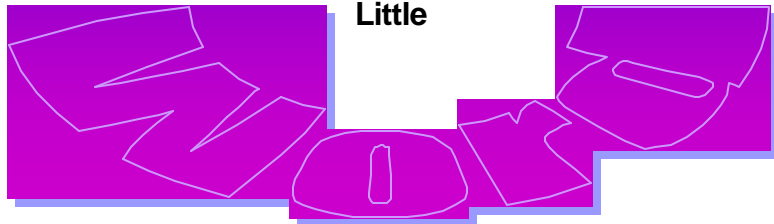


Use the code provided to fill in the lessons above.

<b>A</b>	<b>B</b>	<b>C</b>	<b>D</b>	<b>E</b>	<b>F</b>	<b>G</b>	<b>H</b>	<b>I</b>	<b>J</b>	<b>K</b>	<b>L</b>	<b>M</b>
												
<b>N</b>	<b>O</b>	<b>P</b>	<b>Q</b>	<b>R</b>	<b>S</b>	<b>T</b>	<b>U</b>	<b>V</b>	<b>W</b>	<b>X</b>	<b>Y</b>	<b>Z</b>
												

**Small words can be powerful.**

Fill in the two-letter words provided to complete the memory verses.  
The first word is done for you.



an  
an  
an  
as  
as  
at  
at


Go  
go  
go  
he  
he  
hi  
in  
in  
in

It  
me  
NO  
on  
on  
on  
of  
or  
or

to  
to  
to  
to  
up  
us  
us

For t\_\_ grace \_\_ \_\_d th\_\_ br\_\_gs salv\_\_i\_\_  
h\_\_ appeared \_\_ all \_\_n. \_\_ teac\_\_s \_\_ \_\_  
say “\_\_” \_\_ un\_\_dl\_\_ess \_\_d w\_\_ldly p\_\_si\_\_s,  
\_\_d \_\_ live self-c\_\_trolled, \_\_right \_\_d \_\_dly lives  
\_\_ t\_\_s present age.” Tit\_\_ 2: 11,12

What very small (but powerful) word should we say to ourselves when we want to do something wrong?

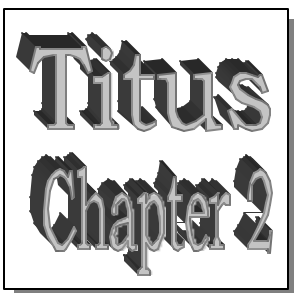


# Aim Questions

Answer the following questions about today's Bible Adventure.

1. What is the theme of Titus?
2. What message was Titus to give to the older men?
3. What message was Titus to give to the older women?
4. What was the main message Titus was to give to the younger men?
5. What was the main message Titus was to give to the younger women?

*The Bible tells us that those who claim to follow Jesus ought to be different from the way unbelievers act and speak. We have become "new creations" in Christ and the old life of sin should no longer be what characterizes us. Can you say that the grace of God has radically changed you into a new person in Christ?*



*"For the grace of God that brings salvation has appeared to all men. It teaches us to say "No" to ungodliness and worldly passions, and to live self-controlled, upright and godly lives in this present age,"*

*Titus 2:11-12 NIV*

**Passage Review Questions**  
**Titus Chapter 2**

What must Titus teach? (2:1)

What does Paul tell Titus to teach older men? (2:2)

What does Paul tell Titus to teach older women? (2:3)

What will Titus equip the older women to do by teaching them the truth? (2:4)

What do the younger women need to learn from the older women? (2:4, 5)

In what does Paul tell Titus to encourage the young men? (2:6)

In what ways should Titus be the example to them? (2:7, 8)

How should slaves treat their masters? (2:9, 10)

What would living like this accomplish? (2:10)


Who has experienced the grace of God? (2:11)

What does it teach us? (2:12)

For what blessed hope do Christians await? (2:13)

Why did Jesus give Himself as a sacrifice? (2:14)

What is Paul's command in this verse? (2:15)



# A Purified People

Using the roles in Titus 2, connect the right character trait to the right role. One has been done for you.

**Older men**



**Older women**

• Be temperate	• Be worthy of respect
• Be reverent in the way you live	• Be self-controlled and pure
• Love your husband and your children	• Be serious
• Be sound in faith, love, and endurance	• Do not slander others
• Be kind	• Be subject to your husbands
• Use sound speech	• Have integrity
• Do not be addicted to wine	• Be busy at home
• Teach what is good	• Be self-controlled

**Younger women**



**Younger men**



New Creature in Christ

