

Materials I Need:

Key for symbols:

- This symbol represents ideas that can be used for two-year-olds through kindergarten. Please remember to slow way down for two-year-olds and keep the pace moving for five-year-olds.
- ② This symbol represents ideas that can be used for two- and three-year-olds.
- ④ This symbol represents ideas that are best used for four-year-olds through kindergarten.

Memory Verse:

Titus 2:12: Live self-controlled, upright and godly lives.

Hook:

- Teacher Tip:** Be looking for small considerate acts from your class members. Any volunteer gestures of sharing, saying "please" and "thank you," waiting patiently and taking turns should be acknowledged as many times as they are observed. It is better if the desired action comes voluntarily from the child and not from constant reminders from the teacher.
- The Island of Crete:** The following ideas could be used each week during the Titus study.
 1. Set up a mock island by placing masking tape on the floor in a circle. You could also place a blanket on the floor or put carpet squares together to form an island. You may want to bring lawn chairs and beach towels for the island, too.
 2. Place a rice bin on the island and pretend it is beach sand. Provide the children with beach toys, such as shovels and pails. As the children play, tell them about how Titus went to the island of Crete to choose men to be elders who had good conduct--no one could find anything bad to say about them.
 3. Place carpet squares around the island and let the children pretend they are boats. To get to the island, the children have to jump onto the carpet squares and then onto the island. Tell the children that Paul had to leave the island of Crete, but that Titus stayed behind to choose elders who loved God's Word and would teach it to others.
 4. Set up an eating area with table and chairs, dishes, napkins, eating utensils, and real or play food. Have the children fix food and serve each other. Talk about what they are making in the kitchen area and what their favorite foods are. "In today's Bible Adventure, Paul wrote Titus to tell him that elders should be kind. They invite people into their homes to share their food and the gospel of Jesus. Elders are men who lead the church."
 5. Using large pieces of poster board, make large palm trees (see "Mediterranean Island Palm Trees" for instructions) to place on the island. To keep the large palm trees from falling, place the trunks of the trees around a pail or box filled with heavy material (rocks, sand, etc.) and tape the trunks securely.
- Mediterranean Island Palm Trees: (TIT01ECGF6)** Have the children make miniature palm trees (see GF6 for a sample). Roll three sheets of paper length-wise into a tube. Then tape the tube so it won't unroll. Use scissors to cut slits 1 inch apart and 4 inches deep vertically, all the way around the tube. Gently pull up on an inside fringe until the branches of a tree appear. Use paint, markers, crayons to color the leaves and trunk before you roll the tube or after. Talk about how some of the people on the island of Crete were lazy, sitting around eating and drinking as much as they could. Then talk about the elders who were self-controlled and disciplined, teaching others to be like Jesus.

-
- Kitchen Center:** Set up an eating area with table and chairs, dishes, napkins, eating utensils, and real or play food. Have the children fix food and serve each other. Talk about what they are making in the kitchen area and what their favorite foods are. "In today's Bible Adventure, Paul wrote Titus to tell him that elders should be kind. They invite people into their homes to share their food and the gospel of Jesus. Elders are men who lead the church."
 - Tracing Center:** Use a thin-tipped pen to draw different simple shapes on paper. Draw circles, triangles, squares, rectangles, diamonds, crosses and other shapes. Show the children how to use a wide marker (washable) to trace over the lines you draw. "Today's Bible Adventure is about choosing elders for the churches on the island of Crete. An elder is a church leader. An elder should be self-controlled and disciplined. I have drawn some familiar shapes on this paper. I want you to trace over the lines that I have drawn. You are using self-control and discipline to carefully follow my lines." Talk about the kinds of lines, curves, and points that make up each shape.
 - Paul Goes to Crete by Boat:** Provide a sturdy dishpan or other large container partially filled with warm water. Put a rock in the middle of the water and call it an island. Provide several small boats to float on the water and some small people for the boats. Blow or push the boats to and from the island. "Paul and Titus went to the island of Crete to preach the gospel of Jesus. An island is surrounded by water just as this rock has water all around it. They had to travel by boat to get to the island of Crete to teach about Jesus."
 - "My Boat" Finger Play**
 Paul's going sailing;
 Here is his boat. *(Put hands together to form a boat)*
 It has a sail *(Outline sail with finger)*
 And it really floats.

 Whoosh (blow on the "boat") goes the wind
 And the sail gets full. *(Put arms above head in shape of triangle)*
 Paul's going to Crete;
 The island people he will meet. *(Hold out hand as if to shake hands with someone)*

 Paul will tell of Jesus, *(Point to heaven)*
 And some people will believe.
 They will start some churches; *(Clasp hands and make steeple with pointer fingers)*
 Then Paul will have to leave. *(Wave goodbye)*
 - Letter Writing Center:** Provide paper, envelopes, stickers for stamps and writing utensils for the children to write letters as Paul did. "Paul is writing another letter. This time he is writing to Titus on the island of Crete. He helped Titus by telling him how to choose men to lead the churches on the island of Crete."
 - Putting Puzzles Together:** Select several different puzzles for the children to put together. Choose puzzles that are appropriate for the ages of the children. It will take self-control to complete a puzzle.



Book:

Presentation Ideas

- Color the **TIT01ECGF1**, **TIT01ECGF2**, **TIT01ECGF3**, **TIT01ECGF4**, and **TIT01ECGF5** pictures and glue them onto colored construction paper. Show these pictures as you tell the Bible Adventure. Save them for review in future lessons.
- "Here Is the Church" Finger Play:** This will be our Titus theme finger play.
 Here is the church and here is the steeple. *(Hands together to make a church with fingers inside)*
 Open the church and see all the people. *(Invert intertwined fingers and wiggle fingers)*
- Story Seating Suggestion:** Spread a large blanket on the floor. Explain to the children that they will be on an island while they listen to the Bible Adventure. The rest of the floor is water. Bring a plastic snow sled to class and, taking the children by twos, pull them out to the island in the "boat." Make sure they don't get their feet wet when they step out of the boat onto the island!

Bible Adventure for 2s & 3s

(Show the TIT01ECGF1 picture.) Paul wrote many letters that we have in the New Testament part of our Bibles. The letter we are going to learn about today was written to a man named Titus. The letter is called "Titus."

(Show the TIT01ECGF2 picture.) Titus had gone with Paul to an island called Crete to preach the good news about Jesus. An island is a big piece of land that is surrounded by water. The only way Paul and Titus could get to the island of Crete was by boat.

Some people on the island of Crete believed in Jesus when they heard Paul preach. These people met together in homes to hear God's Word. These small groups of people started their own churches.

(Show the TIT01ECGF3 picture.) Paul left the island of Crete by boat, but Titus stayed there to help the churches. Paul told Titus in his letter that the first thing he should do to help the churches was to choose elders. Elders are church leaders. Titus was to choose men who had good conduct. Having good conduct means that no one can find anything bad to say about you. Titus was to choose men who loved God and wanted to be holy. They should be men who love their wives and whose children believe in Jesus.

(Show the TIT01ECGF4 picture. Point to the teaching elder.) Titus was to choose men to be elders who loved God's Word and would teach it to other people. Elders should be people who are self-controlled and disciplined. The church people would learn to become like their elders, so the elders should act like Jesus all the time.

(Point to the lazy glutton.) Some people only wanted to sit around and eat and drink as much as they could. They would not make good elders in the church. (Point to the evil brute.) Paul told Titus not to choose a person who is mean or quick-tempered. He was to choose kind men who were good to their families. (Point to the liar.) There were some people who said they loved God and believed in Him, but they didn't do what He said. Titus was to choose only elders who would teach the truth and live it.

(Show the TIT01ECGF5 picture.) Elders must love inviting strangers into their homes. They share their food with those in need and they also share the gospel of Jesus. When the elders of a church have good conduct and want to do what God says is right, then people will want to hear about Jesus and become part of His church family.

Prayer: Dear God, thank You for Paul's letter to Titus. Help the elders in our church to be blameless like the ones chosen in Paul's day. In Jesus' name I pray, amen.

Bible Adventure for 4s, 5s & K

(Show the TIT01ECGF1 picture.) Paul wrote many letters that we have in the New Testament part of our Bibles. The letter we are going to learn about today was written to a man named Titus. Can you say "Titus" with me? (Repeat the name several times. Sing the first two lines of "Titus Was a Pastor.")

(Show the TIT01ECGF2 picture.) Titus had gone with Paul to an island called Crete to preach the good news about Jesus. An island is a big piece of land that is surrounded by water. Crete is a big island in the Mediterranean Sea. The only way Paul and Titus could get to the island of Crete was by boat.

Some people on the island of Crete believed in Jesus when they heard Paul preach. In fact, in many different towns around the island, people believed and were baptized. They started meeting together in homes to hear more about what God's Word told them. These people in these meetings became churches. (Hands together to make a church with fingers inside.)

(Show the TIT01ECGF3 picture.) Paul got into a boat and left the island of Crete, but Titus stayed there to help the churches. Paul wrote to Titus, "The first thing you should do to help the churches is choose elders for each church in each town. Choose men who have good conduct—men who love God and want to be holy. Good conduct means that no one can find anything bad to say about you. Choose men to be elders who love their wives and whose children believe in Jesus and are not wild or disobedient."

(Show the TIT01ECGF4 picture. Point to the teaching elder.) Paul wrote, "Choose men to be elders who love God's Word and can teach it to other people. The people on the island of Crete have a reputation for being lazy people who sit around eating and drinking as much as they can. (Point to the lazy glutton.) Don't choose a lazy glutton to be an elder. Choose a person who is self-controlled, upright and godly. The church people will learn to become like the elders, so the elders must try to act like Jesus all the time.

(Point to the evil brute.) "Don't choose a person to be an elder who is mean or quick-tempered. Choose men who are self-controlled and kind to their families, as well as to other people around them. These people apologize when they say something that hurts someone. They love to do what is right and good, not what is mean or hurting."

(*Point to the liar.*) Paul said, “An elder must know God’s Word well enough to know when someone is telling a lie about God. There are many people who say they love God and believe in Him, but they don’t do what He says. They disobey God and try to get other people to do the same, wrong things. Choose elders, Titus, who will teach the truth and keep other people from teaching lies in the church.”

(*Show the TIT01ECGF5 picture.*) Elders must be hospitable. They should love to invite church families and even strangers into their homes. They should enjoy sharing their food and the gospel of Jesus with those in need. When the elders of a church have good conduct and want to do what God says is right, then people will want to hear about Jesus and become part of His church family.

Prayer: Dear God, thank You for Paul’s instructions to Titus on how to choose godly men to be leaders in the church. Help the elders of our church to be examples of leaders who are self-controlled, upright and godly. In Jesus’ name I pray, amen.

Aim Questions

Aim Questions for 2s & 3s:

1. **What is the name of the book of the Bible we learned from today?** (*Titus*)
2. **Who was left on the island of Crete to choose elders for the churches?** (*Titus*)
3. **Who wrote the letter to Titus telling him to look for blameless, kind men to be elders of the church?** (*Paul*)

Aim Questions for 4s & 5s:

1. **What is the name of the book of the Bible we learned from today?** (*Titus*)
2. **Where was Titus when Paul wrote the letter to him?** (*On the island of Crete*)
3. **What job did Paul give Titus to do for the churches in the towns of Crete?** (*Choose elders who were self-controlled, upright and godly*)
4. **What is an elder supposed to be like?** (*Love his wife, children are not wild or disobedient, be self-controlled and not lazy or mean, know God’s Word so he can stop people from teaching lies*)



Look:

- Aim Questions:** Place six to eight small rugs in a row across the floor. Place the **Aim Questions** on the last rugs. Have a child "island hop" out to the first question, stepping only on the rugs, and carefully bring the question back to the teacher to be read.
- Transition Idea:** Move your arms like you are rowing a boat as you move from one area to another.
- Snack Suggestion:** Invite a stranger in to share at snack time with the children. Remember that elders invite strangers into their homes to share their food with those in need.
- “Paul Wrote a Letter” Activity Page: (TIT01ECGF1 and TIT01ECGF7)** Copy a GF1 page for each child. Sing or play the cassette tape of the song “Titus Was a Pastor” as the children color their pages. They can also glue a GF7 memory verse to the letter Paul is writing, a GF7 picture of Titus to his picture, fabric bits to Paul’s clothes, and a feather to Paul’s pen. Repeat the names Paul and Titus often so that the children will learn those names this week.
- “Blameless Elders” Activity Page: (TIT01ECGF3 and TIT01ECGF8)** Copy a GF3 page for each child and talk about the purpose of elders in the church (they oversee the church families, teach God’s Word, and pray for the church). They must be blameless because they are good examples for people to follow. Talk about the qualifications for elders as the children glue the GF8 list to the GF3 page. Attach the GF8 arm to Titus’ arm with a brad paper fastener so that Titus’ finger points to the list. The children can glue several GF8 flowers to the page.
- “Island of Crete” Activity Page: (TIT01ECGF2 and TIT01ECGF9)** Give each child a GF2 page and three to four GF9 fish to glue on the water. Give the children four GF9 crosses to glue on top of the churches on the island. Talk about how the churches on Crete got started with Titus and Paul telling the people about Jesus.
- Island Hopping:** Provide each child with four paper plates. Next have the children stand on one of their paper plates, holding the rest of the plates in their hands. Tell the children that each plate is an island. They can only move by placing an “island” on the floor and jumping to it. Jumping off the “island” means they have jumped into the sea water. Note: The plates might get slippery.

-
- Row Your Boat Action Song:** (*tune: "Row, Row, Row Your Boat"*) As the children are singing this song, you could have them pair up and sit facing each other. Have each child put his legs straight out in front of him and then have him lean forward and grasp both his partner's hands. As you sing the song, have the children lean forward at the waist and then backward keeping their hands clasped to their partner's to create a rocking motion of a boat.

Row, row, row your boat
To the isle of Crete.
Titus chose some blameless men—
Elders who could teach.

- Boat Sailing Craft:** Provide each child with a 5" x 2" piece of aluminum foil, a 5" x 4" piece of aluminum foil and a small paper triangle (2" x 2" x 3"). Let the children color the small triangle, which will become the boat's sail. Fold the 5" x 2" piece of foil in half lengthwise. Attach the sail to the end of this long piece of foil. Next tape this long piece of foil (the boat's mast) into the middle of the 5" x 4" piece of foil (the body of the boat). Fold the ends of the 5" x 4" piece of foil in to touch each other to form the shape of a boat. Place the boats in a large tub of water and have the children blow gently on the sails to make the boats move across the water. As you do this, talk about Paul and Titus sailing to the island of Crete to tell the people about Jesus.

- Puzzle Sticks:** Materials needed: Eight tongue depressors for each puzzle, colored permanent markers, small plastic baggies, tape. Place the tongue depressors side-by-side to make a rectangle and use two strips of tape to hold them together while you work. On the untaped side, draw a design in pencil and fill in with the colored markers. Part of the design must be on each stick. Outline the picture with the wide point of the black marker. Remove the tape strips. Give each child a plastic bag to keep his puzzle sticks in. To do the puzzles, simply put them together to complete the pictures. Some simple picture suggestions are a boat, fish, letter, or family. "In today's Bible Adventure, Paul told Titus to choose elders to lead the churches on the island of Crete. Elders must be disciplined and work hard for the gospel of Jesus. You are working hard to put together your puzzle picture. You are disciplined if you finish what you start."

- Picture Puzzles:** A simple way to make puzzles for younger children is to copy the Bible Adventure pictures on cardstock paper. Cut the pictures into three or four sections. The children can put the pictures back together.

Songs:

- Bible Themes Song** (*tune: "Bible Songs for Preschool Children—Titus" tape*)

(Chorus)
We like to sing about the Bible themes.
We like to sing about the Bible themes.
We like to sing about the Bible themes.
It helps us understand God's Wo-ord.

Second Timothy—endurance in ministry
Titus—conduct in the church
Philemon—bondage to freedom
Hebrews—superiority of Christ.
(Repeat chorus)

- Titus 2:12 Memory Verse Song** (*tune: "Ten Little Indians"*)

Live self-controlled, upright and godly lives.
Live self-controlled, upright and godly lives.
Live self-controlled, upright and godly lives.
Ti-tus two, verse twelve.

- Live Self-Controlled** (*tune: "Supercalafragalistic" chorus*)

Live self-controlled with good conduct; live upright, godly li-ives.
Self-controlled with good conduct; live upright, godly li-ives.
If you live with good conduct, people will see God's kindness.
They'll want to know how they can live with God's good conduct, too.

Row, Row, Row Your Boat

Row, row, row your boat
'Cross the ocean blue.
Merrily, merrily, merrily, merrily
Speak the gospel true!

Row, row, row your boat
To the isle of Crete.
Titus chose some godly men—
Elders who could teach.

Titus Was a Pastor (tune: "Flintstones")

Titus was a pastor
For the churches on the island of Crete.
Titus got a letter
From his friend, Paul, to the island of Crete.

Titus chose the elders
For the churches on the island of Crete.
Titus chose the godly
For the churches on the island of Crete.

Good Conduct (tune: "Skip to My Lou")

Goo-ood conduct in our homes
Goo-ood conduct in our church
Goo-ood conduct everywhere
Goo-ood conduct we will share.



Took:

Titus Booklet: (TIT01ECGF10) Copy a GF10 page for each child and fold it in fourths to make a booklet. As the children color the pictures, explain what each picture means. Let the children then tell you the first Titus story from the pictures. Sing "Titus Was a Pastor" as the children work.


Salt Shaker Sand: (TIT01ECGF7) Provide each child with an 8" x 11" piece of cardboard with the GF7 memory verse glued onto it. Bring several salt shakers and different shaped pasta shells. Pour white craft glue into a small bowl and add a few drops of water to the glue. Brush glue onto the piece of cardboard and have the children sprinkle salt and paste pasta onto the cardboard, making a beach with shells and sand. As you complete the craft, talk about Paul and Titus going to the island of Crete to share the gospel of Jesus.

Elders Love Their families: Provide the children with old magazines and have them cut out pictures of mothers/fathers/children/families. Have the children glue the pictures of families onto construction paper. Talk about how Titus had to choose elders, men who loved their wives and whose children believed in Jesus and were not wild or disobedient to lead the churches on the island of Crete. Another option would be to draw an outline of a house on the construction paper after asking a child if his house has one or two stories. Allow him to choose from numerous cutout pictures of men, women and children to make up the members of his family and glue them to the house outline. Add pictures of furniture and appliances to different rooms in the house. "Elders are leaders in their church. To be an elder, a man must love his wife and his children. He is kind to his family and provides a home for them to live in."

Preschool Page for Parents: (TIT01ECPPP) Send a page home with each child, encouraging parents to reinforce the Bible truths at home. Spend a few minutes before the children go home creatively reviewing the song and Memory Verse.



Paul wrote a letter to his friend Titus.



Titus was living on the island of Crete in the Mediterranean Sea.



Elders must be:
1. Blameless men,
2. Who love God,
3. That want to be holy,
4. Who are husbands of one wife and...
5. His children love Jesus and aren't wild or disobedient.

Paul told Titus to choose godly elders for every church on Crete.

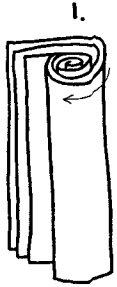


Teach people not to listen to lies, be quick-tempered, or be lazy gluttons.



Choose elders who love God and share their homes with people in need.

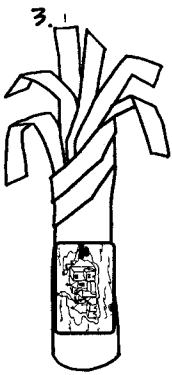
1. Roll three sheets of paper length-wise into a tube. Then tape the tube so it won't unroll.









2. Use scissors to cut slits 1 inch apart and 4 inches deep vertically, all the way around the tube.











3. Gently pull up on an inside fringe, until the branches of a tree appear. Use paint, markers, crayons to color the leaves and trunk before you roll the tube or after.



Island Palm Trees





Live self-controlled,
upright and godly lives.
Titus 2:12

Live self-controlled,
upright and godly lives.
Titus 2:12

Live self-controlled,
upright and godly lives.
Titus 2:12

Live self-controlled,
upright and godly lives.
Titus 2:12

Live self-controlled,
upright and godly lives.
Titus 2:12


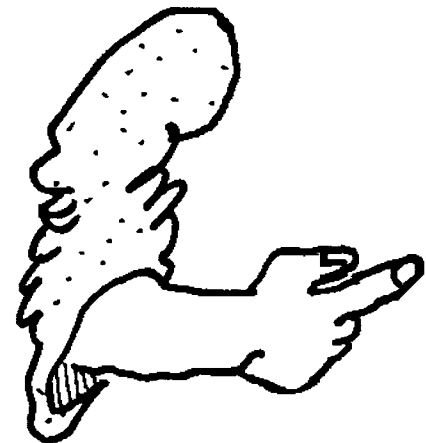



Live self-controlled,
upright and godly lives.
Titus 2:12







Elders
must be:
1. Blameless
2. Who love
God,
3. That want
to be holy,
4. Who are
husbands of
one wife
and...
5. His children
love Jesus
and aren't
wild or
disobedient.

Elders
must be:
1. Blameless
2. Who love
God,
3. That want
to be holy,
4. Who are
husbands of
one wife
and...
5. His children
love Jesus
and aren't
wild or
disobedient.

Elders
must be:
1. Blameless
2. Who love
God,
3. That want
to be holy,
4. Who are
husbands of
one wife
and...
5. His children
love Jesus
and aren't
wild or
disobedient.

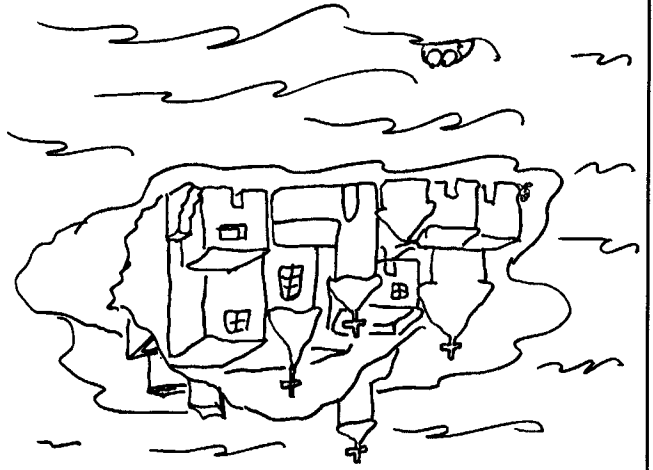
Elders
must be:
1. Blameless
2. Who love
God,
3. That want
to be holy,
4. Who are
husbands of
one wife
and...
5. His children
love Jesus
and aren't
wild or
disobedient.





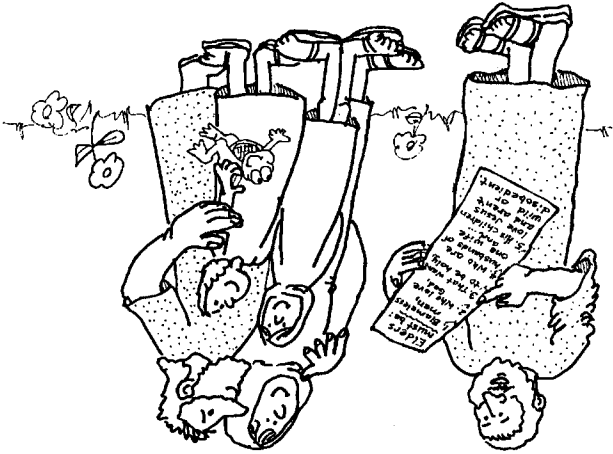
2.

Titus was on the island of Crete when Paul wrote him the letter.



3.

Paul told Titus to choose elders for the churches on Crete. Titus was to choose elders who were examples of good conduct.



Godly elders teach God's Word. They do not believe lies about God, are not mean or quick-tempered, and are not lazy gluttons.


4.



Paul wrote a letter to Titus.

1.

February 9, 2003
Titus Chapter 1



This is what I learned today!


Today we started reading from the book of Titus. Paul left Titus on the island of Crete to choose church leaders called "elders" from the churches started there. Titus was to look for men with good conduct. They should be men who love God and want to be holy. Elders should also love God's Word and teach it to other people. They know the truth and keep other people from teaching lies in the church. The people on the island of Crete had a reputation for being lazy. Paul warned Titus to choose men who would be self-controlled and disciplined. When the elders set a good example for others to follow, then people will want to hear about Jesus and become part of His church family.

Titus Memory Verse

Live self-controlled, upright
and godly lives.

Titus 2:12

Island of Crete



Pretend like you are in a boat with your young child. Sway gently back and forth as though rocking in a boat. Pull and push oars as though rowing a boat. Sing the following song to the tune of "Row, Row, Row Your Boat." Continue the activity as interest allows.

Row, row, row your boat
'Cross the ocean blue.
Merrily, merrily, merrily, merrily
Speak the gospel true!
(Cup your hands around your mouth and shout "Jesus is alive!")

Row, row, row your boat
To the isle of Crete.
Titus chose some godly men--
Elders who could teach.
(Hold up your index finger and say "Jesus is the Lord.")

Titus 2:12, Memory Verse Song
(tune: "Ten Little Indians")

Live self-contro-olled, upright and godly lives.
Live self-contro-olled, upright and godly lives.
Live self-contro-olled, upright and godly lives.
Ti-tus two, verse twelve.

* For tunes to songs, ask about the preschool tape.



Paul told Titus to choose elders who had good conduct.