
















Materials I Need:


Legend:

- 2** = Option 1, Appropriate for 2 yr. olds – 3 yr. olds
- 4** = Option 2, Appropriate for 4 yr. olds – Kindergarten
-  = Option 3, Appropriate for 1st – 2nd Grade
-  = Option 4, Appropriate for 3rd – 6th Grade

 **Hook:**


- What the World Thinks of Marriage (Discussion).** ,  Ask your students what the world tells us about marriage. Why do people get married? How long do people stay married? How do people on TV show love for each other? Then, ask them what God thinks of marriage.
- Lily Among Thorns (Visual Aid).** **2, 4,** ,  In verse 2:2, Solomon says that his bride is a lily among thorns. He thought of her as the ideal for beauty. Bring in a lily or some other flower along with weeds or rocks. Explain that to husbands or wives, their mates should be the same. Read Song of Solomon and use other age-appropriate comparisons or compliments the bride and groom gave each other.
- Wedding Pictures (Visual Aid).** **2, 4,** ,  Bring in wedding pictures, and talk about what happens at weddings. Explain that meaning of a white dress and veil. Ask students why people dress up at weddings? Explain that God says that marriage is very important and a wedding is a big celebration of God's blessing on a man and woman.
- Play House (Role-Play).** **2, 4** Use the play kitchens and dolls to role-play what mommies and daddies do. Have the dolls get into cars and go on dates. Have moms take care of babies and dads play with children. Play through the different parts of how a mom and dad show love for each other in front of their children. **Note:** There is a later LOOK activity using a video camera. As the students play house with other students and the teachers, have someone video tape the interaction. Play the tape later in the day. Kids love to watch themselves on video.
- How Do You Tell if a Man and a Women Love Each Other? (Discussion).** **4,** ,  As a table activity, ask students what a mom and dad do to show they love each other. Use their answers to see if they have a Biblical view of how a husband and wife show love for each other.
- Coloring Book (Object Lesson).** ,  Bring in a coloring book that has not been colored in. Ask students how they feel when a brother or sister gets into a coloring book that belongs to them and marks up the pages. It is disappointing. God made one man for one woman and vice versa. In the same way, the husband belongs to the wife and the wife to the husband. There should be no other man and no other woman in a husband and wife's life.

 **The Subtlety of It All (Object Lesson).** 2, 4, 🐛, 🦋 We sometimes think that a little sin or a little “not so good” thing will not hurt us. This object lesson will help us see that it does. Bring in something yummy to make in a blender such as an ice cream shake or smoothie. Blend it up in front of the students. Let a couple of them taste it. It’s yummy; especially when it is in its pure form. Now, add just a little salt to the mix and blend it up. Have other students try this new batch. The taste is okay, but there is some impurity in it. Next, add a bit more salt and have another group try it. Keep adding salt until it tastes awful. God has a plan for marriage; it is perfect from Him. However, when we add our ideas to His recipe, it will only taint what God has given.

 **Purity (Object Lesson).** 2, 4, 🐛, 🦋 God is holy or perfectly clean. As His children, we are to be clean also. Another word for clean is pure. When we think of what purity looks like, we think of the words “white” or “white as snow.” Sin is what makes us not pure. At the table, have a bowl of pure white sugar. Let the students taste it. Admire how white and even a little shiny it is. It is pure. Let them all taste it again. Then add a teaspoon of dirt. This is sin. It doesn’t take very much, but look what happens to the sugar when it is added. It’s not pure anymore. Ask the students if anyone wants a taste now.

Debrief: 2, 4 Explain to the students that when both the husband and wife want to be pure, without having any dirty sin in their hearts, the family will be loving to each other. Sing one or more of the songs in the LOOK time.


Debrief: 🐛, 🦋 Explain to the students that someday when they are grown up, they will want to be like the pure sugar for the special persons they will marry. They want to be sweet and smooth to them like the sugar. They want to make them smile when they look at them. They don’t want to be like the sugar with dirt in it. The dirt will crunch under their teeth, and they will want to spit it out. Will the good sugar with the dirt make them smile? Ask them about themselves. What kind of person would they pick to marry forever and ever? How would they know if they were pure sugar or had a little dirt mixed in?


 **Courtship and Wedding (Role-Play/Discussion).** 2, 4, 🐛 Bring in a veil or maybe a dress that the girls can take turns trying on. Bring in artificial flowers. For the boys, bring in a hat and bow tie. Provide a mirror so that they can see themselves. Preschool children can sing “Dads Will Love Moms” as they try on their wedding attire. **Debrief:** Marriage is called the grace of life. God designed a man and a woman to be united. He delights in marriage. Marriage is celebrated in a ceremony where special clothes are worn, and many people come together for the occasion. This is what marriage looks like from the outside, but inside our hearts, it’s unselfish, a “friends forever” kind of love.



Book:

Presentation Ideas –

 **Wow, I See! (Skit).** 🐛, 🦋 Perform a skit for the students. It should have the following four elements: meeting, watching, dating (courtship), and marriage. This will give the students an idea of how a relationship progresses. Let them know God’s standard in relationships. With the meeting phase, you could talk about first impressions, what is attractive, and how you feel. In the watching phase, you could talk about how Christ is seen in you, what makes a person attractive, what has changed since you first met, etc. In the dating phase, talk about how it is good to know each other more, what the standards are, and how you may want to grow in your relationship. Finally, in the marriage phase, talk about God’s plan for a man and wife, the excitement, the covenant being made, the future, etc.

 **They Speak (Role-Play).** 🐛, 🦋 This is similar to the skit, but is only two people in a monologue. The content should be similar to the skit, but they don’t act. They just tell what they saw and how they felt in each stage of the relationship. Be sure to bring in God’s perspective on relationships and marriage. What makes this other person attractive? Have fun with this and the students will enjoy it.

Bible Adventure for 2 yr. Olds – Kindergarten-

Have you ever been to a wedding? A wedding is a special time when a man and a woman get married. The man who is getting married is called the groom. The woman is called the bride. The groom becomes a husband and the bride becomes a wife. A wedding is so special that the bride dresses up in a pretty, white dress and the groom dresses in a handsome suit. In a way, the bride's pretty, white dress is like beautiful wrapping paper on a present. A wedding is a special time because it is a celebration or party for the bride and groom. It is special because marriage is a gift from God. When a man gets married, he gives himself as a gift to his wife. When a woman gets married, she gives herself as a gift to her husband.

A long time ago, Solomon, the wisest king who ever lived, wrote a poem about the gift of marriage. The poem is called the Song of Solomon. The Song of Solomon tells how Solomon and a woman from Shunem met, fell in love, and got married. Solomon thought that his wife was the most special gift on earth. The bride thought that Solomon was the best gift on earth.

Because a woman gives herself as a gift to a man when she gets married, she protects herself. She treats her body very carefully. The bride knew that someday she would be married, so she protected her body. The man should do the same thing. Have you ever given someone a present? When you give someone a present, you take good care of it. The same is true right now for you. Someday you might get married. If you are a girl, you need to keep your body special now because you will be a present to your husband. Boys you need to do the same.

Marriage is a gift that God intended to last a long, long time. The husband and wife may forget what a gift it is and have problems. They are supposed to spend time together so that they can keep remembering what kind of gift they have. You need to give them time alone together so that they can talk and treat each other in a special way. They need to go on dates and may even bring each other gifts. They need to do that. Don't be jealous or mad. Don't worry that they won't come back. A good marriage takes work. The more work a husband and wife put into marriage, the better the gift is.

Remember, marriage is a gift given by God. It is a gift for one man and one woman to enjoy their whole lives. Solomon and his bride thought that they were the best gifts they ever had.

Prayer: Lord, thank you for the gift of marriage. Help me to let my mommy and daddy spend time together. Help me to protect myself for the day that I get married. Amen.

Bible Adventure for 1st – 6th Grades-

I think we would all agree that birthdays are wonderful! What great fun it is to open the gifts that our friends and family have carefully selected for us. Sometimes parents will shop for weeks, even months, for the perfect gift that they know will delight their child.

Did you know that God takes tremendous pleasure in giving gifts to His children? Of course, His greatest gift to us is His Son, Jesus Christ. We enjoy so many other things from Him, too, such as the beauty of a sunset, the music of birds, and the satisfaction of a warm friendship. One gift that the Bible puts at the top of the list is marriage. Clearly, God wants us to receive it with thankfulness and celebration. In fact, He devoted a whole book in the Bible to the joys of marriage. The book is called the Song of Solomon.

The Song of Solomon is actually a poem about marital love. The writer was David's son, Solomon. The woman in it was most likely a shepherdess and the daughter of a nobleman in Israel. Her brothers were caretakers of Solomon's vineyards and she often worked in the vineyard. Solomon had many sheep himself and probably fell in love with her as he toured and oversaw his flocks and vineyards. Solomon saw her as his true love. He was devoted to her, and she was devoted to him.

Before Solomon's wife ever met him, her family took special care in protecting her and her purity. She says in Song of Solomon 8:10, "I am a wall, and I have been protected. Thus I have become in his eyes like one bringing contentment." God designed marriage for one man and one woman. Each person is to protect himself or herself for marriage. You would not want to do anything that would make you ashamed before your future husband or wife. One day your body will belong to him or her.

When Solomon and his wife met, they had deep admiration for each other. After seeing her caring for the sheep and the vineyards, Solomon declared, "Like a lily among thorns is my darling among the maidens" (2:2). He only had eyes for her. To Solomon, she was like a gorgeous flower and all other women were like stickers and thorns.

As Solomon and his future wife began to love each other, they publicly told people about it. They complimented each other and expressed to their friends how they adored one another. There was no mistaking that they were in love! When they married, everyone rejoiced.

All married couples struggle with arguments and problems because of sin. Solomon and his wife were no exception. However, they were committed to working things out. Their friends encouraged them to deal with the problems in their marriage. Song of Solomon 2:15 says, "Catch for us the foxes, the little foxes that ruin the vineyards, our vineyards that are in bloom." This verse means that couples should deal with their arguments when they first start and are small rather than letting a spark of anger grow into a huge fire of bitterness. We are told elsewhere in the Bible, "Do not let the sun go down while you are still angry" (Ephesians 4:26).

Solomon and his wife spent a great deal of time displaying their love and affection for each other. Onlookers said, "Who is this coming up from the desert leaning on her lover?" (Song of Solomon 8:5). They continued to compliment each other and spend time alone together. They even took special time for extended dates. "Come, my lover, let us go to the countryside, let us spend the night in the villages" (7:11). They also declared their deep friendship. "This is my lover, this is my friend..." (5:16).

Clearly, God designed marriage as a gift to men and women. He intended that one man and one woman be devoted to each other exclusively. This devotion gives both pleasure and fulfillment as each person seeks to treat the other with care and affection.

You may ask, "What does all this have to do with me? I'm only 8!" Well, for starters, even boys and girls should treat each other with respect and kindness. Ephesians 4:32 is for the young as well as the old. "Be kind and compassionate to one another, forgiving each other, just as in Christ God forgave you." Practice now for a great marriage! Use your words to build up other people, not to tear them down.

Secondly, allow your parents to be devoted to one another. Encourage them to go on dates and spend time alone together. Don't try to be the center of their attention!

One last word. Some of you may have parents who are unhappily married or divorced. Sin can bring sadness and grief into a marriage. No family is perfect. The relationship in Song of Solomon is an ideal, a goal to strive for. Start praying now that God would develop you into the kind of person who will have a marriage that will glorify and honor Him.

Aim Questions for 2 yr. olds - Kindergarten

- 1. Who wrote the Song of Solomon?** *Solomon.*
- 2. Is marriage a gift from God?** *Yes.*
- 3. Does God want husbands and wives to show love to each other?** *Yes.*
- 4. Do moms and dads need to spend time alone together?** *Yes.*
- 5. Should moms and dads always spend all their time with you?** *No.*
- 6. Should moms and dads treat each other as best friends?** *Yes.*

Aim Questions for 1st – 6th Grade:

- 1. Why is marriage so special?** *God gave it as a gift.*
- 2. What woman should a man think is the best?** *His wife. What about a woman?* *Her husband.*
- 3. What kind of friendship should a husband and wife have?** *They should be best friends.*
- 4. How can you begin to prepare for marriage now?** *By protecting your purity and body now.*
- 5. How can you help your mom and dad have a better marriage now?** *By allowing them to spend time alone together.*









Look:

- Play House (Video Replay). 2, 4** Watch the video of the HOOK role-play activity. The teacher may comment on good examples of how a husband and wife should treat each other.
- Visiting Couples (Guest Speaker). 2, 4, 🐛** Ask one or more married couples (perhaps one recently married and one celebrating their fiftieth wedding anniversary) to bring their wedding pictures or items from their weddings. Have the couples tell about the ways that they show love to each other. Encourage the men and women to be very specific with simple words, like, "I say 'I love you' to my wife every morning," or "I hug my husband when he goes to work." Ask the couples to demonstrate their love with hugs and smiles as they talk about their marriages.
- A Ring and a Promise (Craft). 2, 4, 🐛** Bring a variety of rings (costume jewelry) and let each student put a ring on the third finger of his or her left hand. Any kind of small circle could work for the boys, including washers. Talk about the symbolism of a ring, that it reminds a husband and wife of the promises they made to each other. Let the students make their own rings out of pipe cleaners. They can glue or string on a white bead to look like a diamond. The boys will have plain "bands." It would be fun to have the children pose for a photo with their rings. Individual Polaroid pictures would allow the pictures to be mounted on construction paper so that the children could take their own pictures home. If you take pictures with a regular camera, bring the pictures next week to use as a review. Write under each picture, "God helps husbands and wives love each other." Have the children sing "Dads Will Love Moms" or one of the other songs (see Song section).
- Bride and Groom (Game). 2, 4, 🐛** Divide the students into two teams (boys and girls) and line them up. Give each team simple wedding attire. This could be a veil (any towel would work) and a ring for the girls and a tie and a ring for the boys. Have the first boy and girl in line put on their rings and veil or tie, run to the "pastor" at a designated spot, say, "I promise to love my husband (or wife), then run back to the next person in line. The student makes the promise to the pastor, not to another student. The object of the game is to quickly make a promise and get back to the next person in line.
- Dads Will Love Moms (Song). 2, 4** (*tune: "Jesus Loves Me" chorus*)
 Yes, dads will love moms.
 Yes, moms will love dads.
 Yes, God will help them.
 The Bible tells me so.
- God Tells Men (Song). 2, 4** (*tune: "Here Comes Peter Cottontail"*)
 God tells men to love their wives
 Every day for all their lives.
 God will help them keep their promises.
 If we will do what God says,
 We will keep our promises.
 We will have a happy family.
- Happy Family (Song). 2, 4, 🐛** (*tune: "If You're Happy and You Know It"*)
 If we want to have a happy family (Clap, clap)
 If we want to have a happy family (Clap, clap)
 Dad will always love his wife
 Every day for all his life.
 That is how we have a happy family. (Clap, clap)

 If we want to have a happy family (Clap, clap)
 If we want to have a happy family (Clap, clap)
 Mom will try the best she can
 To support and love her man.
 That is how we have a happy family. (Clap, clap)



If we want to have a happy family (Clap, clap)
 If we want to have a happy family (Clap, clap)
 Kids will never fuss and pout
 When their parents do go out.
 That is how we have a happy family. (Clap, clap)

 **Solomon's Animals (Worksheet).** ,  Solomon must have liked nature. In the Song of Solomon, he mentions many different plants and animals. See if you can find some of the animals mentioned. Draw a line from the animal to the underlined blank space in the verses, **SOS01.GF1.**

 **Hearts of Love (Craft).** 2, 4, ,  Each student will need:
 Hearts printed on red cardstock, **SOS01.GF2 Pgs. 1 & 2**
 white yarn
 Fruit Loops or Cheerios
 small confetti hearts
 glue stick



Have each student thread a small heart, Fruit Loops, a large heart, Fruit Loops, and then a small heart onto the white yarn. They may glue down the confetti hearts to decorate. Have students wear their necklaces home to remind them that loving one another takes respect and kindness.



 **Silhouettes (Craft).** 2, 4  Each student will need:
 black construction paper silhouettes of a male and a female (Use **SOS01.GF3 Pg. 1** for a template.)
 1 piece of light colored construction paper
 1 strip of cutout eyes and lips copied onto white paper, **SOS01.GF3 Pg. 2**
 1 cutout of flowers, **SOS01.GF3 Pg. 3**
 perfume spray
 1 discussion label, **SOS01.GF3 Pg. 4** for ages 2 – 2nd grade
 1 discussion label, **SOS01.GF3 Pg. 5** for 3rd – 6th grades



Instructions for ages 2 – 2nd grade:

1. Have students paste the silhouettes facing each other onto the light colored piece of construction paper. Explain that someday they will be grown up like their moms and dads. They may fall in love with someone like them and get married. This is God's plan for the family. God is such a good planner.
2. Have students paste on the eyes, one for the male and one for the female so that they are looking at each other. (**Read the first line of the discussion label, SOS01.GF3 Pg. 4.**)
3. Between the two silhouettes, paste a cluster of flowers at chin level. Add perfume to these flowers. (**Read the second line of the discussion label, SOS01.GF3 Pg. 4.**)
4. Paste on the lips for both male and female. (**Read the third line of the discussion label, SOS01.GF3 Pg. 4.**)
5. Leave room at the bottom for the discussion label to be pasted. Finally, reinforce with the students that marriage is good in God's eyes and it is His perfect plan.

Instructions for 3rd – 6th grades:

1. Have students paste the silhouettes facing each other onto the light colored piece of construction paper.
2. Next, have them paste on the eyes, one for the male and one for the female so that they are looking at each other.
3. Between the two silhouettes, paste a cluster of flowers at chin level. Add perfume to these flowers.
4. Paste on the lips for both male and female.
5. Leave room at the bottom for the discussion label to be pasted.
6. Discuss what symbolism is. Then ask what these words from the verses mean literally and what they mean symbolically. Have students write in the answers after discussion.






 **Suggestions for a Happy Marriage (Video Recording).**  Record conversations of students telling about what it would take to make a happy marriage. **Option:** If you don't have a video camera, write down their ideas, and turn them in to a Children's Ministry leader.

- Biblical Definitions (Discussion).**   In a small group or at a table, help students understand what the Biblical definitions of love, friendship, and marriage are. Have the students look up the following verses and take turns reading them. Discuss what these verses mean.

Love: John 3:16; Ephesians 5:25
Marriage: Genesis 2:24; 1 Peter 3:7;
Friendship: Proverbs 17:17; Ruth 1:16



Took:

- Together Time (Game).** 2, 4 Duplex copy **SOS01.GF4 Pgs. 1 & 2** onto cardstock and cut apart. Show the pictures of a married couple playing, hugging, and talking together. Play concentration with the students. Discuss how it is good for mom and dad to do things together alone.
- Marriage is a Gift from God (Craft).**   When God gives gifts, He gives good things. If you were to give a gift to someone you love, what things would you put inside? Each student will need:
SOS01GF5 Pg. 1
a gift certificate made according to the pattern on **SOS01GF5 Pg. 2**
SOS01GF5 Pg. 3 copied onto white cardstock
scissors
glue
small gift bow
- Have students choose from the good things on **SOS01GF5 Pg. 1**, and cut them out. Paste them on the inside of the gift certificate. Next, paste a bow on the gift certificate, and paste the gift certificate to the "Marriage is a Gift from God" sheet (**SOS01GF5 Pg. 3**). As you work through this craft, talk about what good things make a good marriage and how bad things can hurt a marriage.
- Preschool Page for Parents (Take-Home Sheet).** 2, 4 Duplex copy **SOS01.GF6 Pgs. 1 & 2**, sending it home with each student to encourage parents to reinforce the Bible truths at home. Spend a few minutes before the students go home creatively reviewing today's Bible lesson,
- Love Coupons (Craft).**   This card filled with coupons can be taken home to encourage parents to love one another as God would have them love.
Each student will need: (1) ½ sheet of red cardstock folded in half
(1) 4 inch round paper doily
(2) ¼ x ½ inch strips of cardstock folded accordion fashion
(1) heart cutout from **SOS01.GF7 Pg. 1** copied onto red paper
small confetti hearts and/or other shapes
inside label from **SOS01.GF7 Pg. 2**
coupons from **SOS01.GF7 Pg. 3**
glue
staples
1. Glue the paper doily to the front of the card.
 2. Glue the confetti to the outside edges of the doily and on one side of the red heart.
 3. Make paper springs from the cardstock strips, and attach them first to the red heart and then to the paper doily. The heart should stand away from the card.
 4. Glue the label onto the inside left page of the card.
 5. Staple the coupons onto the inside right page of the card.
- Option:** Omit the paper springs, and glue the heart directly onto the doily.
- Relationships Need Time (Worksheet).**  It takes time to grow in all areas of life. In the columns on **SOS01.GF8**, write down the various activities that might apply to each category. Here are some suggested activities: PRAY ALONE; PRAY TOGETHER; TALK; PLAN; PLAY; WORK; REST. If you can think of others, write them down.


Solomon's Animals

Solomon must have liked nature. In the Song of Solomon, he mentions many different plants and animals. See if you can find some of the animals mentioned. Draw a line from the animal to the blank space in the verses below.



Raven

1:8 "If you do not know, most beautiful of women, follow the tracks of the _____ and graze your young _____ by the tents of the shepherds."



Goat

1:9 "I liken you, my darling, to a _____ harnessed to one of the chariots of Pharaoh."



Doe

2:7 "Daughters of Jerusalem, I charge you by the gazelles and by the _____ of the field."



Sheep

2:9 "My lover is like a _____ or a young _____"



Stag

2:12 "Flowers appear on the earth; the season of singing has come, the cooing of _____ is heard in our land."



Gazelle

2:15 "Catch for us the foxes, the little _____ that ruin the vineyards, our vineyards that are in bloom."



Dove



Fox

4:8 "Come with me from Lebanon, my bride, come with me from Lebanon. Descend from the crest of Amanah, from the top of Senir, the summit of Hermon, from the _____s' dens and the mountain haunts of the _____s."



Lion



Mare

5:11 "His head is purest gold; his hair is wavy and black as a _____."



Leopard

Hearts of Love

RESPECT

RESPECT

RESPECT

RESPECT

RESPECT

RESPECT

KINDNESS

KINDNESS



KINDNESS

KINDNESS


KINDNESS

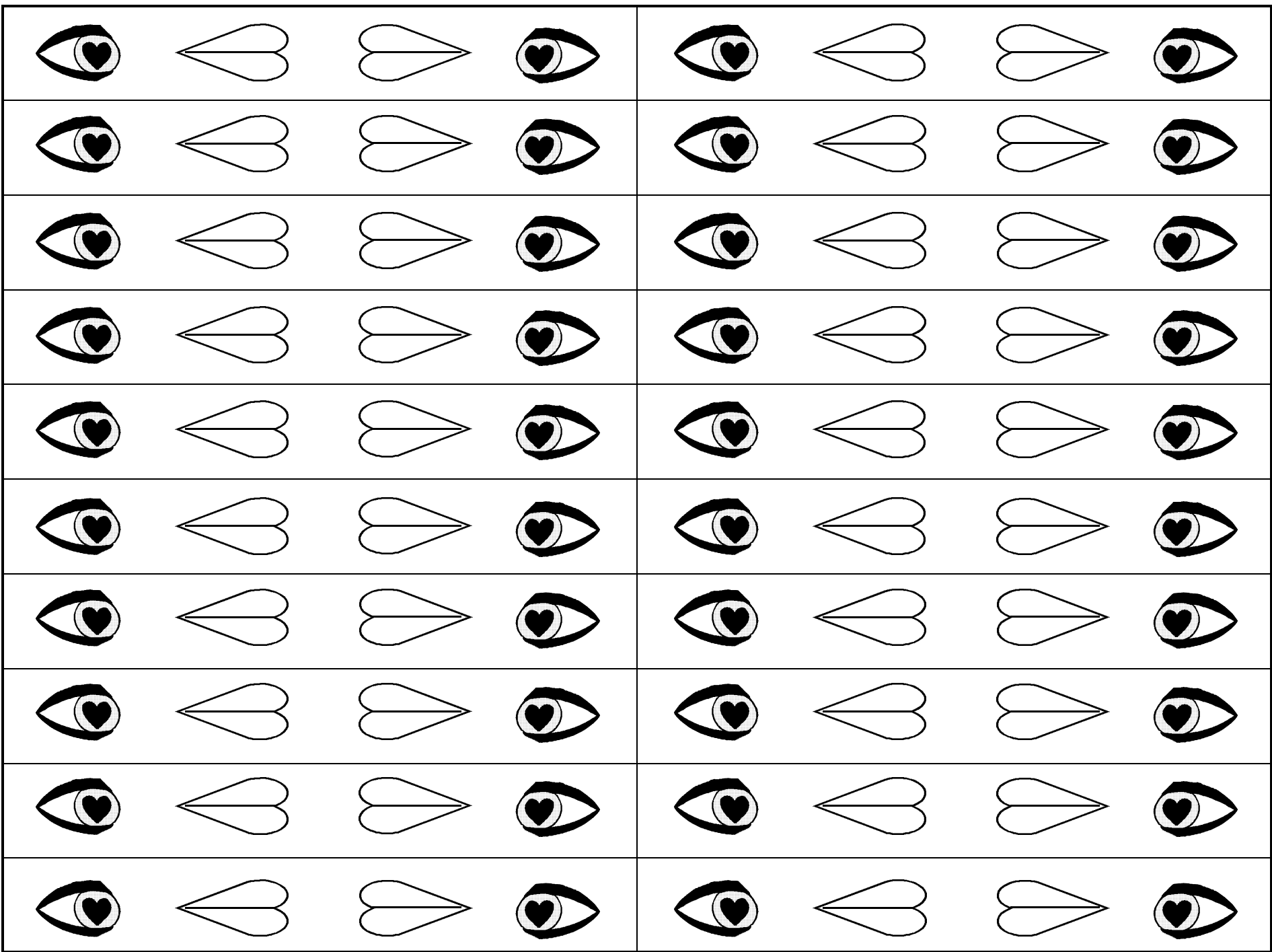
KINDNESS

Hearts of Love



Silhouettes







Love sees the loved one as the most beautiful or the most handsome and does not look for others.

Love makes the loved one as pleasant as sweet-smelling flowers.

Love lets us say true and pure things that make the one we love even more beautiful or handsome.

This is good in God's sight. He designed us and He designed marriage.

Love sees the loved one as the most beautiful or the most handsome and does not look for others.

Love makes the loved one as pleasant as sweet-smelling flowers.

Love lets us say true and pure things that make the one we love even more beautiful or handsome.

This is good in God's sight. He designed us and He designed marriage.

Love sees the loved one as the most beautiful or the most handsome and does not look for others.

Love makes the loved one as pleasant as sweet-smelling flowers.

Love lets us say true and pure things that make the one we love even more beautiful or handsome.

This is good in God's sight. He designed us and He designed marriage.

Eyes

“Like a lily among thorns is my love among the maidens” (Song Of Solomon 2:2). What does this mean in your words?

Nose

“My beloved is unto me as a cluster of henna blossoms in the vineyards of En Gedi” (Song Of Solomon 1:14). What does this mean in your words?

Lips

The bridegroom praises the bride. Read Song Of Solomon 4:1-7. The bride praises the groom. Read Song Of Solomon 5:9-16. How should we speak to the ones we love?

Eyes

“As the lily among thorns, so is my love among the daughters” (Song Of Solomon 2:2). What does this mean in your words?

Nose

“My beloved is unto me as a cluster of henna blossoms in the vineyards of En Gedi” (Song Of Solomon 1:14). What does this mean in your words?

Lips

The bridegroom praises the bride. Read Song Of Solomon 4:1-7. The bride praises the groom. Read Song Of Solomon 5:9-16. How should we speak to the ones we love?

Eyes




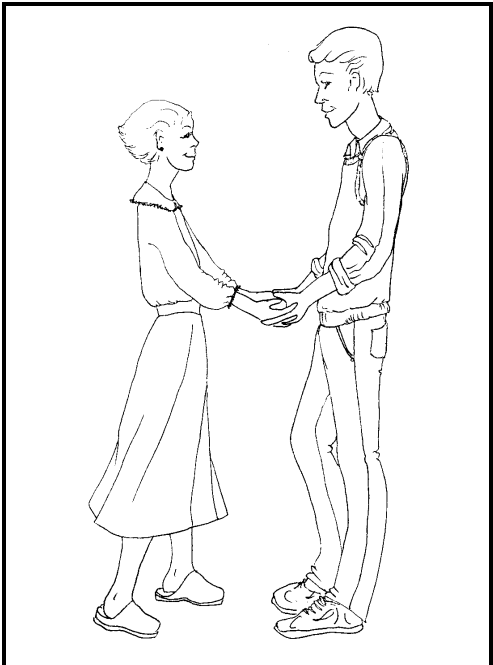

“As the lily among thorns, so is my love among the daughters” (Song Of Solomon 2:2). What does this mean in your words?




Nose

“My beloved is unto me as a cluster of henna blossoms in the vineyards of En Gedi” (Song Of Solomon 1:14). What does this mean in your words?

Lips

The bridegroom praises the bride. Read Song Of Solomon 4:1-7. The bride praises the groom. Read Song Of Solomon 5:9-16. How should we speak to the ones we love?

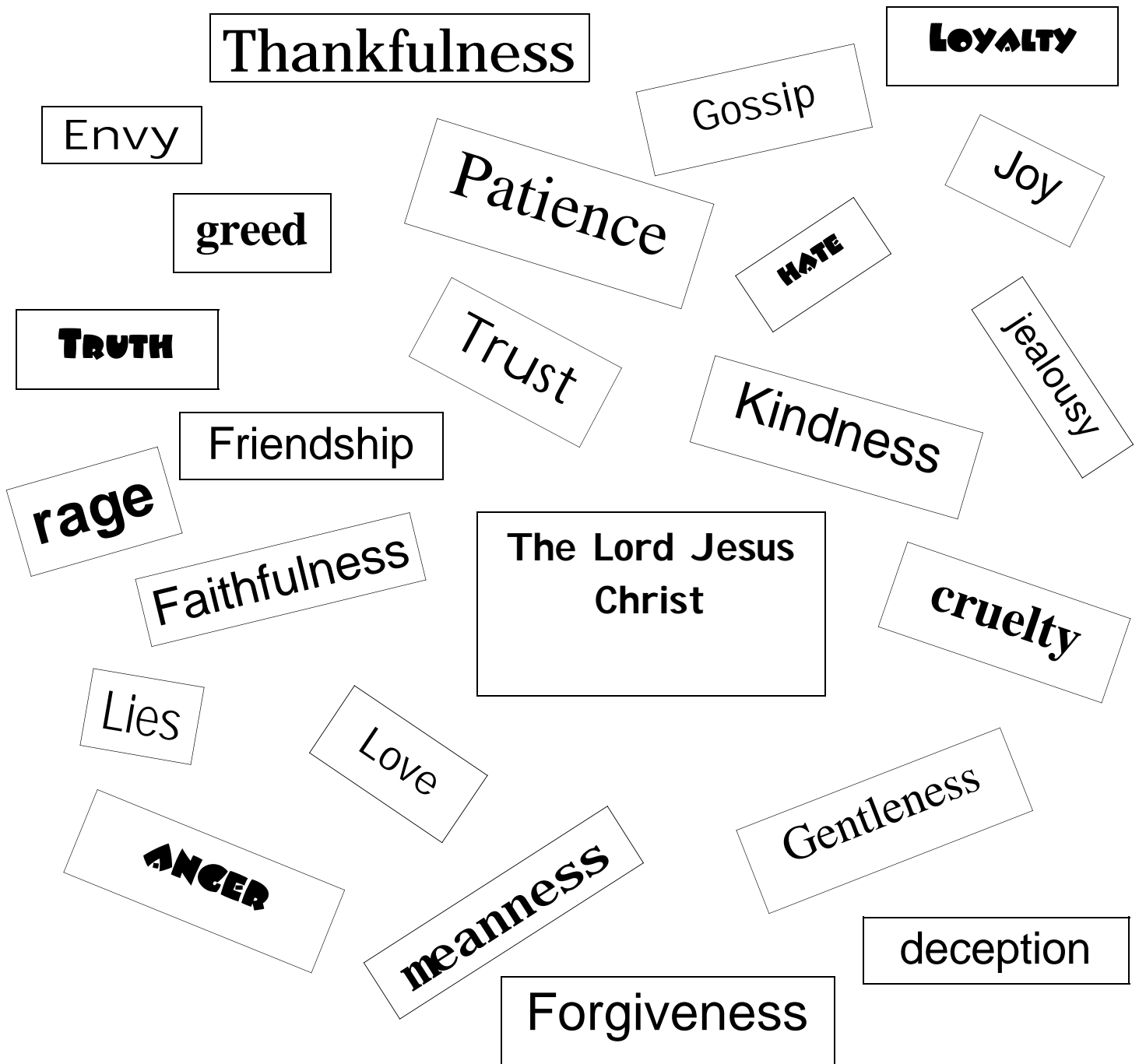




Marriage is a Gift from God

When God gives gifts, He gives good things. If you were to give a gift to someone you love, what things would you put inside? Choose from the things below. Cut out the words chosen, and paste them inside the gift certificate.

Next, paste a bow on the certificate. Then, paste the gift certificate to the “Marriage is a Gift from God” sheet (SOS01.GF5 Pg. 3).



Marriage is a Gift from God

Gift Certificate

1/2 sheet of 8 1/2 x 11 inch red paper

Fold down 1 1/2"
from top and
over bottom flap.




Paste words
in this area.



Fold up 3 1/2"
from bottom and
under top flap.

Paste words
in this area.



Marriage is a Gift from God

Look inside the gift certificate below to see what the good gifts of marriage should look like.



This is what I learned today!

King Solomon wrote a poem about the gift of marriage. When a man gets married, he gives himself as a gift to his wife. When a woman gets married, she gives herself as a gift to her husband. Marriage is a gift that needs to be protected and nurtured so that it will last forever.


Husbands and wives make promises to love each other for the rest of their lives. God helps us keep our promises so that we will have a happy family.

Review last week's memory verse by singing the memory verse song.

Ecclesiastes 2:26 Memory Verse Song
(tune: "Frere Jacques")

To the man who, to the man who
Pleases Him, pleases Him,
God gives wisdom, knowledge,
A-and happine-ess.
So please Him, so please Him.

Marriage Is a Gift from God




Show your children your wedding pictures. Talk about the special clothes you wore because it was a special day. Tell your children that your marriage is a gift from God as you hug each other.







Find a couple of toilet paper tubes or paper towel tubes to make a bride and groom couple. Let the children decorate the tubes with tissue paper, lace, or bits of fabric, if desired. (Drawing simple faces on the tube is enough for young children.) Let the children sing the song below as they "walk" their bride and groom down the aisle (any designated place). Have the children say "I love you" or "You are a gift from God" with their bride and groom tubes.

Dads Will Love Moms (tune: "Jesus Loves Me" chorus)

Yes, dads will love moms.
Yes, moms will love dads.
Yes, God will help them.
The Bible tells me so.



God gives marriage as a gift to a husband and wife.



In the Song of Solomon, God says that a husband and wife should be best friends and that they need to spend time together.

Dear Parents,
I love you and want the best for you.
To help with that, here are some things that I can do for you.

In the Song of Solomon, God says that a husband and wife should be best friends and that they need to spend time together.

Dear Parents,
I love you and want the best for you.
To help with that, here are some things that I can do for you.

In the Song of Solomon, God says that a husband and wife should be best friends and that they need to spend time together.

Dear Parents,
I love you and want the best for you.
To help with that, here are some things that I can do for you.

In the Song of Solomon, God says that a husband and wife should be best friends and that they need to spend time together.

Dear Parents,
I love you and want the best for you.
To help with that, here are some things that I can do for you.

In the Song of Solomon, God says that a husband and wife should be best friends and that they need to spend time together.

Dear Parents,
I love you and want the best for you.
To help with that, here are some things that I can do for you.

In the Song of Solomon, God says that a husband and wife should be best friends and that they need to spend time together.

Dear Parents,
I love you and want the best for you.
To help with that, here are some things that I can do for you.

I will help with the dishes so that you may have time to talk after dinner.	I will help with the dishes so that you may have time to talk after dinner.
I will go to bed without complaining so that you may have a quiet evening together.	I will go to bed without complaining so that you may have a quiet evening together.
I will set the table so that you may have time to talk to each other.	I will set the table so that you may have time to talk to each other.
I will play with my brother and/or sister quietly so that you may have a quite time alone.	I will play with my brother and/or sister quietly so that you may have a quite time alone.
I will help with the dishes so that you may have time to talk after dinner.	I will help with the dishes so that you may have time to talk after dinner.
I will go to bed without complaining so that you may have a quiet evening together.	I will go to bed without complaining so that you may have a quiet evening together.
I will set the table so that you may have time to talk to each other.	I will set the table so that you may have time to talk to each other.
I will play with my brother and/or sister quietly so that you may have a quite time alone.	I will play with my brother and/or sister quietly so that you may have a quite time alone.
I will help with the dishes so may have time to talk after dinner.	I will help with the dishes so may have time to talk after dinner.
I will go to bed without complaining so you may have a quite evening together.	I will go to bed without complaining so you may have a quite evening together.
I will set the table so that you may have time to talk to each other.	I will set the table so that you may have time to talk to each other.
I will play with my brother and/or sister quietly so that you may have a quite time alone.	I will play with my brother and/or sister quietly so that you may have a quite time alone.

RELATIONSHIPS NEED TIME

It takes time to grow in all areas of life. In the columns below, write the various activities that might apply to each category. Here are some suggested activities: PRAY ALONE; TALK; PLAN; PRAY TOGETHER; PLAY; WORK; REST.
If you can think of others, write them down.

FRIENDSHIP



COURTSHIP



W
E
D
D
I
N
G



BEST FRIENDS
(HUSBAND & WIFE)

