








**Materials I Need:**
**Legend:**
 = Option 1, Appropriate for 1<sup>st</sup> – 2<sup>nd</sup> Grade

 = Option 2, Appropriate for 3<sup>rd</sup> – 6<sup>th</sup> Grade

**Memory Work:**

“May the LORD repay you for what you have done. May you be richly rewarded by the LORD, the God of Israel, under whose wings you have come to take refuge.” Ruth 2:12

 **Hook:**

- Invite a Farmer to Class (Discussion).** ,  Ask a farmer to visit your classroom and talk about how farmers plant, reap, and market their produce. Ask him to describe how our harvesting is different from the harvesting methods from Bible times. Does he ever have people ask if they can glean what is left in the field after the harvest? Ask the students to imagine trying to feed their family on what was left over in the fields. Tell them that they will hear about a woman who worked very hard to find enough food and how God rewarded her diligence.
- Responsibility for Another (Discussion).** ,  Ask the students if they have ever owned a pet. If so, what were their responsibilities in taking care of that pet? Did they feed and water it, take it for walks, and give it a bath? Who provided the food? Did they have to buy it? What about trips to the veterinarian? As the teachers quiz the students in more depth, they may find that their responsibilities included simple chores to care for the animal, and that mom or dad carried the real responsibility for the pet. Try to get the point across about being totally responsible for everything that the pet might need. Once you have pointed out the added responsibilities of pet ownership, perhaps the children might begin to understand all of the responsibilities parents have with immediate families. It might help them to realize that, in Bible times, it was the responsibility of the next-of-kin to totally care for a widow and her family. Tell them that this morning they will hear a wonderful adventure of God's provision and providence in the lives of His people.
- Grain Farming Then and Now (Visual Aids/Discussion).** ,  See RTH01.GF1 for terms of harvesting and pictures, not only in ancient times but now in modern times.
- All in the Family (Discussion).**  Bring pictures of your own grandparents, and tell the children what kinds of jobs they had before they retired. Ask each of the students what their grandparents do for a living or what they did before they retired. Then ask them how their grandparents get money for food. Explain to them what social security is and also how older people in Bible times would need to work until their bodies got too old. Up until 60 years ago, when a grandma or grandpa got too old to work, their family had to take care of them. This was the situation with Ruth and Naomi in today's story. All of Naomi's family was supposed to support her. The oldest man in her husband's family was to be in charge of this. He was called a kinsman-redeemer. When Naomi was too old to work, Ruth stayed with her to support her. Tell the students that they will see how one of Naomi's relatives became more than a kinsman-redeemer.

- Harvesting Tools Through the Ages (Visual Aids).** 🍁, 🦋 Show the students **RTH01.GF2 Pgs. 1 & 2** to give them an idea of what kinds of tools have been used for harvesting.
- 



### Book:

#### Presentation Ideas -

- Puppet Show (Skit).** 🍁, 🦋 Use puppets to tell the story. Arrange to have someone come in or request the puppets from Children's Ministry to do your own puppet show.
- Kinsman-Redeemer (Visual Aids/Skit).** 🍁, 🦋 Copy the Boaz, Ruth, and Naomi figures on **RTH01.GF3 Pg. 1** onto cardstock and the clothing on **RTH01.GF3 Pgs. 2-6** onto white paper. Have the students use felt markers to color the figures and clothing then cut them out. Tell the Bible Adventure using the figures. These may be used as a craft activity for the students during the LOOK time. You may also have them put on a skit to retell the story using the figures during the TOOK time.
- David Remembers (Role-Play).** 🍁, 🦋 Ruth was David's great-grandmother. Dress up like King David and tell the story from his point of view, perhaps remembering that he was a shepherd where his great-grandmother had land. Tell the details of the story such as his great-grandmother Ruth being widowed, choosing to follow Naomi (and God), gleaning in a field, Boaz being kind to her, Boaz redeeming her, and eventually that he (David) was born.
- Ruth's Family (Illustration/Coloring Page).** 🍁, 🦋 Ruth 1:1-5 - Elimelech and Naomi, Mahlon and Orpah, Kilion and Ruth, **RTH01.GF4.**
- Naomi and Ruth Leave for Bethelhem (Illustration/Coloring Page).** 🍁, 🦋 Ruth 1:18-22, **RTH01.GF5.**
- Ruth Gleaning in the Fields (Illustration/Coloring Page).** 🍁, 🦋 Ruth 2:2-7, **RTH01.GF6.**
- Ruth and Boaz at the Threshing Floor (Illustration/Coloring Page).** 🍁, 🦋 Ruth 3:1-15, **RTH01.GF7.**

#### **Bible Adventure –**

A lot of you know a person whose name is Ruth. Did you also know that in your Bible there is an entire book named after a woman called Ruth? The name Ruth means friendship, and you will see why this fits the Ruth of the Bible so well. It's a wonderful story of a woman who was faithful and obedient to God and of God's faithfulness and blessing to her.

The story of Ruth takes place during the time of the judges. You may remember this as a difficult time in Israel's history where they repeatedly fell into sin and rebellion against God and were punished for it. As the story begins, there was a famine in the land of Judah. God sent the famine because of Israel's unfaithfulness toward Him. In the town of Bethlehem, lived a man named Elimelech and his wife, Naomi, and their two sons, Mahlon and Kilion. Elimelech took his family to live in the land of Moab where the famine had not reached. Sadly, after they had been living in Moab for a while, Elimelech died. Soon after that, both of the sons married Moabite women--one named Orpah and the other named Ruth. Naomi was to go through more sad times, though, because during the ten years she lived in Moab, both her sons died as well.

Naomi had heard that the famine in Judah had eased and there was food once again, so she decided to move back to her hometown of Bethlehem. She told her two sons' wives that they should go back to their own families. Naomi was a widow, was getting old, and had nothing to offer her two daughters-in-law. They both cried when Naomi asked them to leave her, but Orpah decided to go back to her own people. And Ruth? Ruth clung to Naomi and begged to be allowed to stay with her. But it wasn't just Naomi whom Ruth was clinging to--it was Naomi's God. Listen to Ruth's words: "Don't urge me to leave you or to turn back from you. Where you go I will go, and where you stay I will stay. Your people will be my

people and your God my God.” In saying this, Ruth showed that her faith was no longer in the gods of Moab or even in Naomi. It was in Yahweh, the God of Israel. Naomi felt that when God allowed her husband and then both her sons to die, He was punishing her. She became bitter about it, but in spite of this, Ruth was determined to stay by Naomi’s side and go to the land of Judah. When Naomi saw how determined she was, she decided to let Ruth come along.

Naomi and Ruth traveled to Bethlehem and arrived there during the months of barley harvest. Naomi did not know it, but her time of hardship was coming to an end, and God was planning to open up a brand new world of blessing for her and for Ruth. Unknown to both of them, Naomi had a relative living nearby by the name of Boaz. Boaz was part of Elimelech’s family and was very godly. He was an older man, probably in his forties or fifties, and was quite wealthy too. He owned a field and hired workers to harvest the barley. Ruth and Naomi needed food, so Ruth offered to go and pick some barley. You see, in those days, landowners would have their workers leave the corners of the fields unharvested so that poor people could come and pick the grain that was left over. Can you guess in whose field Ruth ended up? God led her to Boaz’s field because He had planned that they should meet.

When Boaz came to the field and saw Ruth, he asked one of his workers who she was. The worker identified her as “Ruth the Moabitess” who came to Bethlehem with her mother-in-law, Naomi. Boaz had heard of the sad things that had happened to Naomi and was impressed that Ruth would stay with her. He also approved of the hard work Ruth was doing, gathering food all day so that Naomi would not go hungry. Boaz called Ruth over and showed great kindness to her. He allowed Ruth to work alongside his workers instead of having to pick from the corners of the field. She was also able to drink from the same waterpots the workers used. Ruth humbly fell on her face before Boaz and asked him why he would be so kind to her since she was a foreigner. Boaz said he had heard of everything Ruth had done for Naomi and how she had put her faith in God and come to a strange land. Then Boaz said, “May the Lord repay you for what you have done. May you be richly rewarded by the Lord, the God of Israel, under whose wings you have come to take refuge.”

Boaz invited Ruth to eat with the other workers. He even asked the workers to purposely drop some of the barley in her path so she could easily pick it up. After working hard all day, Ruth was able to take 30 pounds of barley home with her. That was enough for her and Naomi to eat for several days! Ruth told Naomi about all that had happened to her and about Boaz’s kindness. As she spoke, Naomi became excited as she realized that Boaz was their relative. The reason for her excitement was that, during this time, there was a law that said that the nearest male relative of a widow could marry the widow and take care of her and her family. In this way, the widow would be able to keep any property that belonged to her dead husband’s family. The man who “redeemed” the family and property was known as the “kinsman-redeemer.” Even though Boaz was not Mahlon’s brother, he could still marry Ruth and preserve Elimelech’s family name. Naomi thought that Boaz was interested in Ruth, so she encouraged her to stay in Boaz’s fields through the barley and wheat harvests.

Naomi loved Ruth, and wanted to see her cared for properly, so she came up with a plan for Ruth to approach Boaz to see if he would marry her and be her kinsman-redeemer. This may seem strange to us, but in the customs of that day, it would not have been proper for Boaz to ask Ruth to marry him because she was so much younger than he was. So Naomi told Ruth to wash, put on her best clothes, and go to the threshing floor that night where Boaz would be sleeping. She was to lie down at Boaz’s feet. Ruth did exactly as Naomi told her, and in the middle of the night, Boaz awoke. When he asked who lay at his feet, Ruth revealed herself and asked Boaz if he would be her kinsman-redeemer.

Boaz was delighted. He praised Ruth for being willing to marry an older man and for wanting to preserve the family name of Elimelech. But there was a problem. Boaz knew of another relative, a closer relative, who could redeem Ruth and Naomi. This relative must be approached first. In spite of this threat to his happiness, Boaz entrusted his future to God and prepared to do the right thing.

That same day, Boaz went to the city gate where matters of the law were settled and called for the elders of the city. The closer relative was there and Boaz explained everything to the elders. At first, the relative agreed to purchase the property that belonged to Naomi. But when Boaz explained that he would also need to marry Ruth, he refused. He did not want his own children to have to give up what he left them in order to give to any children he might have with Ruth. Now the way was clear for Boaz and Ruth to marry! The elders of the city blessed their future marriage. After they were married, God allowed Boaz and Ruth to have a son, whom they named Obed. The women of the city rejoiced with Naomi, praising

God for the way He had blessed her. She now had a grandson whose mother, Ruth, loved Naomi, and, as the women said, “is better to you than seven sons.” Naomi’s sorrow had turned to blessing—not only would her family line continue on through Obed, but Obed would have a son named Jesse, who would later have a son named David, who would become the second king of Israel. Eventually, through David’s line, would come the Messiah, Jesus Christ.

Through the story of Ruth, we are able to see a picture of God’s ideal woman. Instead of becoming bitter about her troubles, as Naomi did, Ruth had a strong faith in God. This faith helped her see beyond the trouble and to leave behind everything she had known, because God was everything she wanted. She was very loyal to those God placed in her life, doing whatever she could to express her love for them. God blessed Ruth greatly because of her faith and because of her love and care for Naomi. At a time in Israel’s history when God’s people were completely faithless toward Him, Ruth’s story reminds us that God is faithful even when His children are not. Think of the great kindness that Boaz showed to Ruth. Isn’t that just like God’s kindness to His people? Although Ruth didn’t deserve to be shown such kindness, Boaz showered her with many blessings. This is what God does for us. We don’t deserve His kindness either, but He freely gives His grace and mercy to us. God allowed Ruth and Naomi to be a part of the family line of His own Son, Jesus Christ. When we think about the kindness He has shown us, it should cause us to trust Him with our future, just like Ruth did.



#### Aim Questions:

1. **What does the name “Ruth” mean?** *Friendship.*
2. **Why did Elimelech take his family to Moab?** *Because there was a great famine in Bethlehem.*
3. **Why did Ruth choose to stay with Naomi?** *Because she had faith in God and wanted to care for her mother-in-law.*
4. **Explain how Ruth “happened” to glean in a field that belonged to Boaz.** *God led Ruth to do so, and it wasn’t by chance or luck!*
5. **Who was the “kinsman-redeemer”?** *The nearest relative who was obligated to care for the family of a deceased brother.*
6. **How did Boaz demonstrate his godly character?** *In the way he addressed his servants; in his care for Ruth and Naomi; in his integrity in dealing with the nearer relative.*
7. **What King of Kings was eventually born into the line of Boaz and Ruth?** *Jesus Christ.*
8. **What personal lesson did you learn from the wonderful story of Ruth?**





#### Look:





**True Friendship (Discussion).**   Ruth was not only Naomi’s daughter-in-law, but a loyal friend too. Have the students look back through the book of Ruth and try to find the qualities of true friendship between Ruth and Naomi. Ask the students to write a brief statement on what true friendship is. What kind of person would they like to have as their best friend?





**Character Qualities of Ruth and Boaz (Worksheet).**   Use **RTH01.GF8 Pg. 1** for girls and **RTH01.GF8 Pg. 2** for boys in preparation for the **TOOK** activity (dressing Ruth and Boaz). Look up the verses and match the quality being described. See if you can apply it specifically to Ruth and Boaz. Encourage the students to keep these worksheets close by for reference as they prayerfully grow in Christ-likeness.



**Popped Wheat (Snack).**   Boaz and Ruth shared a lunch together of bread dipped in wine vinegar and roasted grain (Ruth 2:14). Prepare beforehand a snack consisting of roasted grain (puffed wheat), bread and wine vinegar. Bring a blanket and have a picnic lunch on the floor or outside on the lawn. If you are daring, bring a propane stove and a frying pan and roast whole-wheat kernels until they become puffed wheat. Whole wheat can be purchased at a health food store.



**Kinsman-Redeemer (Craft).**   Copy the Boaz, Ruth, and Naomi figures on **RTH01.GF3 Pgs. 1 & 2** onto cardstock and the clothing on **RTH01.GF3 Pgs. 3-6** onto white paper for each student. Have them use felt markers to color the figures and clothing and then cut them out. Provide an envelope for them to take their paper figures home.

- Pick up the Garbage (Activity).** 🦋, 🦋 Ruth took on a very tough task and vowed to help support her mother-in-law Naomi. She helped Naomi in a very practical way. Ruth performed a difficult task with great faithfulness. Today take your students out on the grounds to help pick up garbage. Explain how Naomi stuck with a job even though it may not have been fun.
  - The Sovereign Tree of God (Worksheet).** 🦋, 🦋 Isn't it interesting how God uses different circumstances to complete His will? Today in our Bible Adventure we heard about how a faithful young woman gave up her homeland and her people to seek and follow God. God clearly had a say in matters by arranging for all of the circumstances to fall into place so that Jesus Christ would be born. The story of Ruth is one of a kinsman-redeemer. Jesus is our Kinsman-Redeemer. Using **RTH01.GF9 Pg. 1**, have students try to trace the genealogy of Christ back to Ruth. When finished, have them share this information with their family. Then, using **RTH01.GF9 Pg. 2**, have them talk to their parents and try to fill out their family tree to see where they came from and how God created all of the circumstances for them to be here.
  - Video of Ruth (Activity).** 🦋, 🦋 Have students watch the video of Ruth's life after the Bible Adventure. One copy is available through Children's Ministry. Please make sure to request the video cart well in advance.
  - Memory Verse Activity (Worksheet).** 🦋, 🦋 Have the students unscramble the words to complete the memory verse, **RTH01.GF10**.
  - Aim Questions (Worksheet).** 🦋 Have students answer the aim questions about today's Bible Adventure, **RTH01.GF11**.
  - Passage Review Questions (Worksheet).** 🦋, 🦋 This booklet contains many questions from the Scripture passage covered in today's lesson. Students may work on them in class and complete them during the week at home, **RTH01.GF12**.
- 



### Took:

- Dressing Ruth and Boaz (Activity).** 🦋, 🦋 Building on the worksheet **RTH01.GF8** completed during the LOOK time, or using this as a separate activity, dress a teacher, student, or mannequin with pieces of clothing which refer to a character quality found in a godly man or woman. This activity will need to be set up before class by pinning appropriate verses to articles of clothing to be worn by your models. Be sure to relate these qualities back to what you taught during the Bible Adventure.
- God is Our Kinsman-Redeemer (Craft).** 🦋, 🦋 Each student will need:
  - a set of five wheat stalks from **RTH01.GF13 Pg. 1**
  - a cross from **RTH01.GF13 Pg. 2**
  - a label from **RTH01.GF13 Pg. 3**
  - five straws
  - scissors
  - glue
  - tape
  - 6-inch piece of yarn

Have students color the wheat stalks and cut them out. Roll each wheat stalk around a straw so that the wheat berries are showing on the outside. Secure each wheat stalk with tape. Use a rubber band to bind all five wheat stalks together. Fan the stalks out as a sheaf so that they will stand up by themselves. Color the cross and punch a hole at the top as indicated. Tie a piece of yarn around the middle of the sheaf and thread the cross on the yarn. Tie securely. Cut out the label that talks about Boaz's kindness to Ruth, and tuck it in at the top of the wheat stalks.

**Food Drive (Activity).** 🍌, 🦋 Tell the students that next week we will be holding a food drive for the women at Ogden Hall. Ask them to bring in a can of food. Hand out the food drive flyers at the end of the class.


**Kinsman-Redeemer (Skit/Review).** 🍌, 🦋 Have the students use the Boaz, Ruth, and Naomi figures and clothing made during the LOOK time (**RTH01.GF3 Pgs. 1-6**) to put on a skit retelling the story.

**Wheat & Barley Stalks (Craft).** 🍌, 🦋 Each student will need:  
one dozen 12-inch dried wheat stalks  
(check with Children's Ministry for availability)  
18-inch piece of raffia  
a tag from **RTH01.GF14**


Have students color their tags, cut them out with pinking shears, and punch a hole in the top corner. Next, have them gather their wheat stalks together (grain all at one end), and using their raffia, tie their stalks together at the middle in a bow. Finally, have students tie their tags to one of the tails of their bows. Their sheaves of wheat will stand up on end as a room decoration.

**Do the Right Thing Even if It's Difficult (Discussion).** 🍌, 🦋 Ruth was a woman who obeyed even when it was difficult and God did great things for and through her. Ruth was from a foreign land whose customs and culture could easily have clouded her heart. Yet she came to know God, and He blessed her. Ruth made right choices even when they were difficult. She left her homeland to follow her mother-in-law (and God), and she worked all day in a field gleaning grain and barley for Naomi to eat. Ruth stayed in Boaz's field. Ruth obeyed Naomi and sought out Boaz as she was told to do. The whole city knew about Ruth and that she was a woman of excellence. Boaz also did the right thing in following the proper procedures in marrying Ruth. After reviewing these points, ask the students to share about times they may have done the right thing even if it was difficult. Did God reward them for their obedience?


# Grain Farming Then and Now




The farmer's field is plowed.



The field is planted.




The grain is harvested.



The modern combine threshes and winnows the grain.



The grain is threshed.

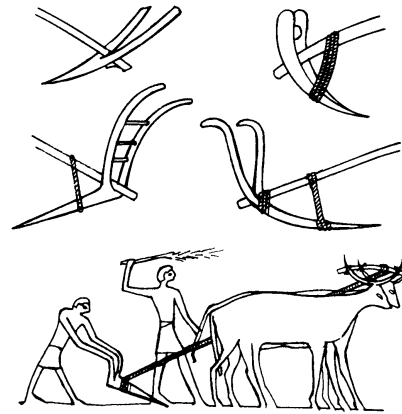



The grain is winnowed.

The grain is stored in large bins called silos.

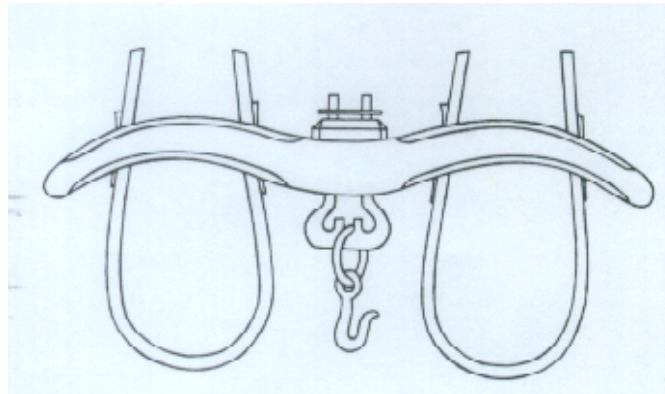
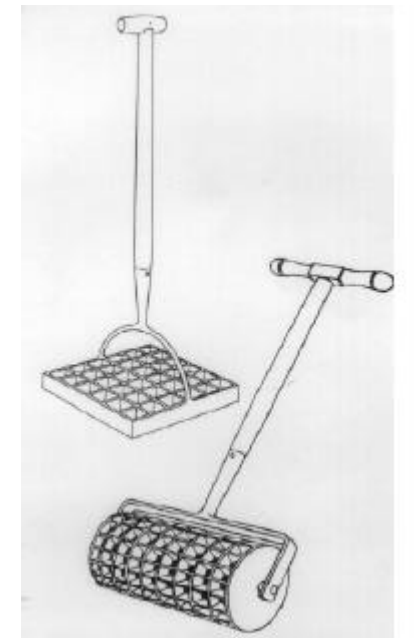
# Harvesting Tools Through the Ages

Barley Forks



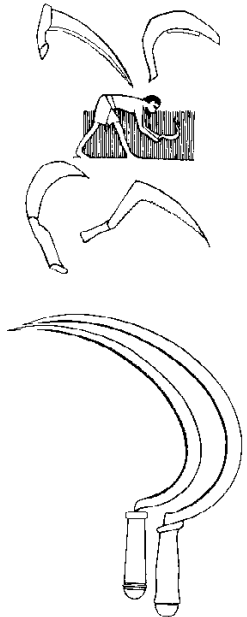
Plows

Barley Hummeller

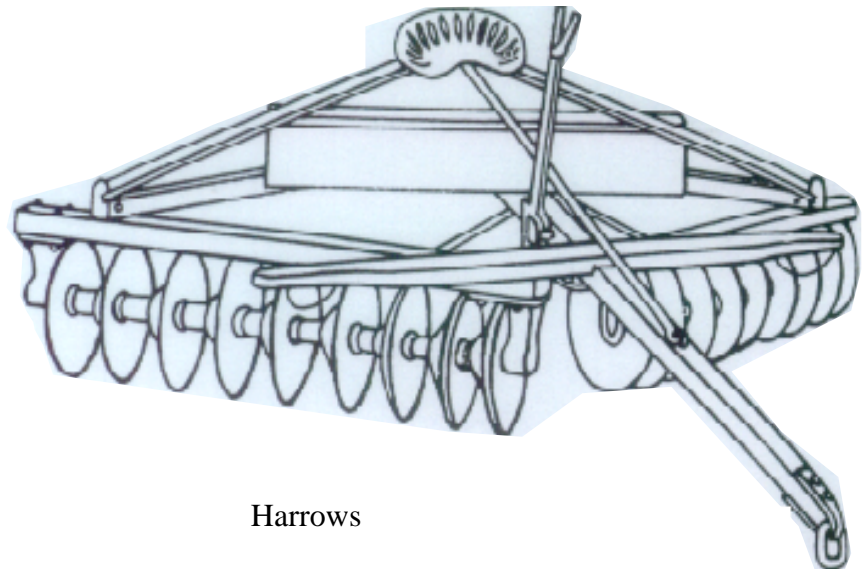


Yoke for oxen


# Harvesting Tools Through the Ages



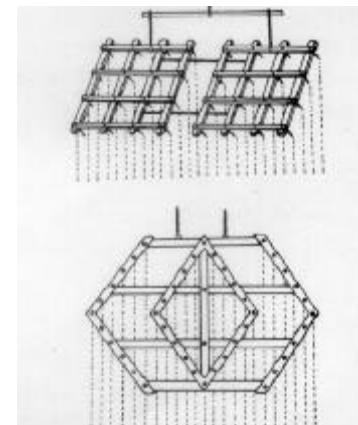
Sickles



Harrows



Hoes

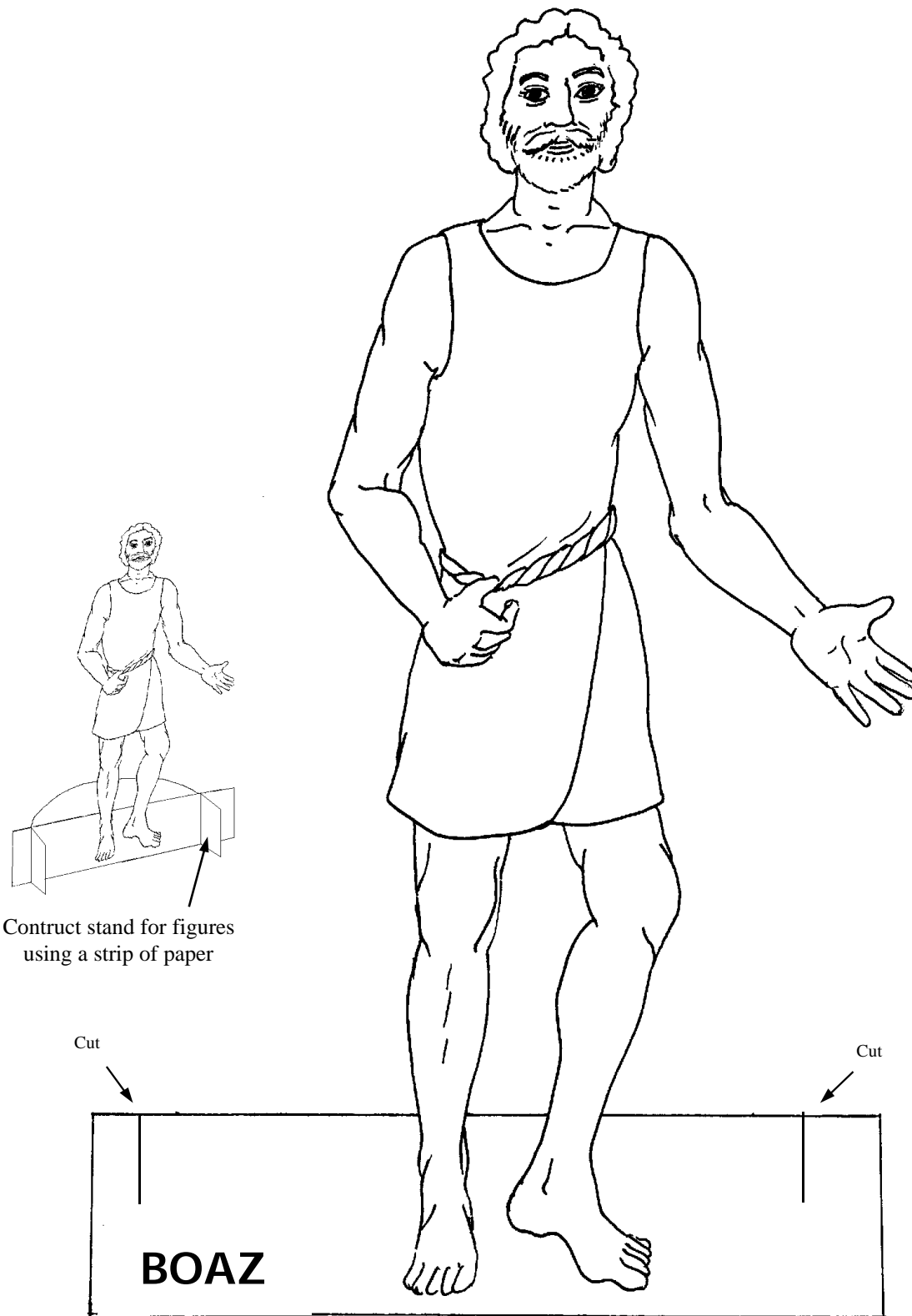


# Harvesting Tools Through the Ages

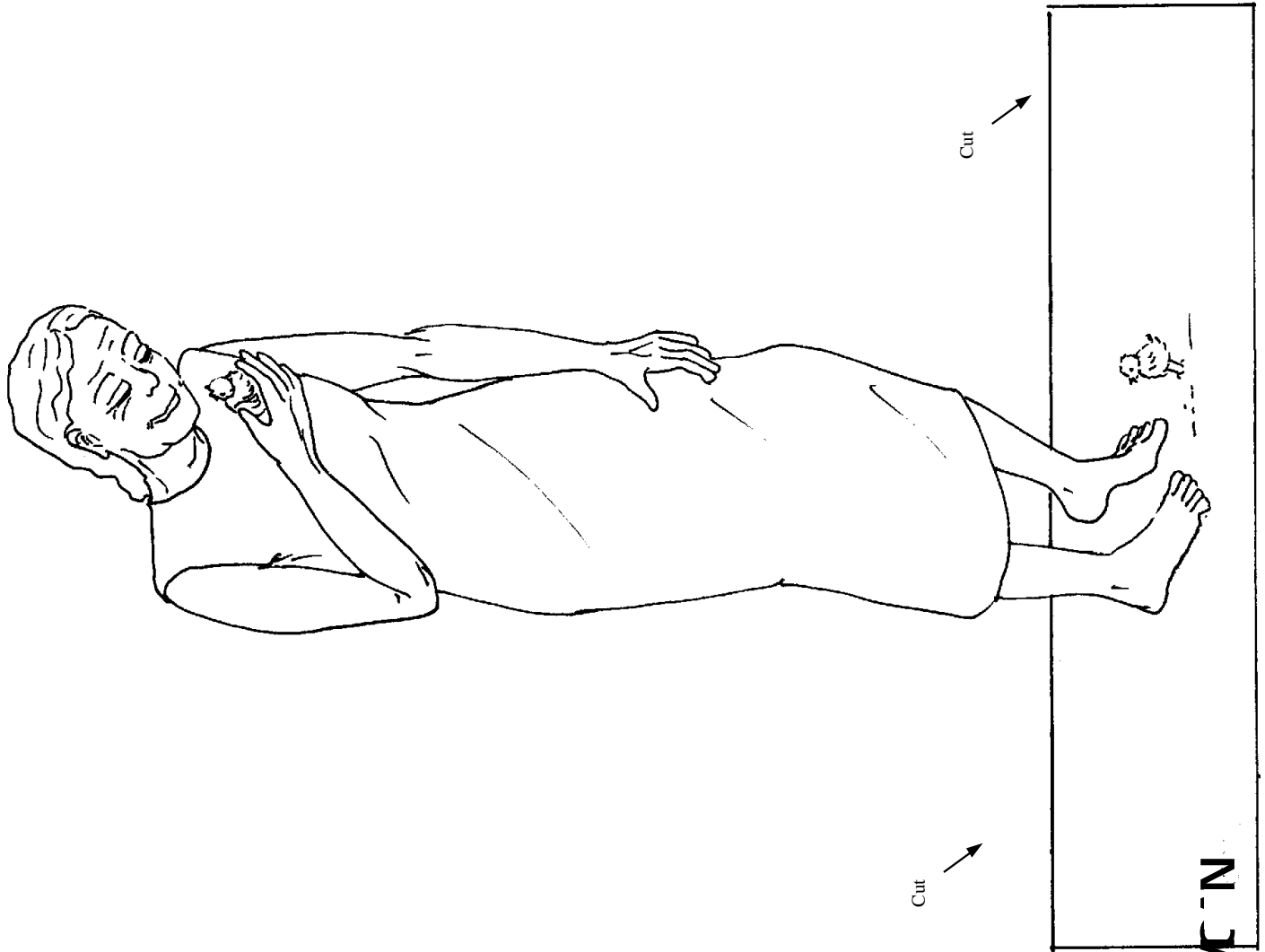
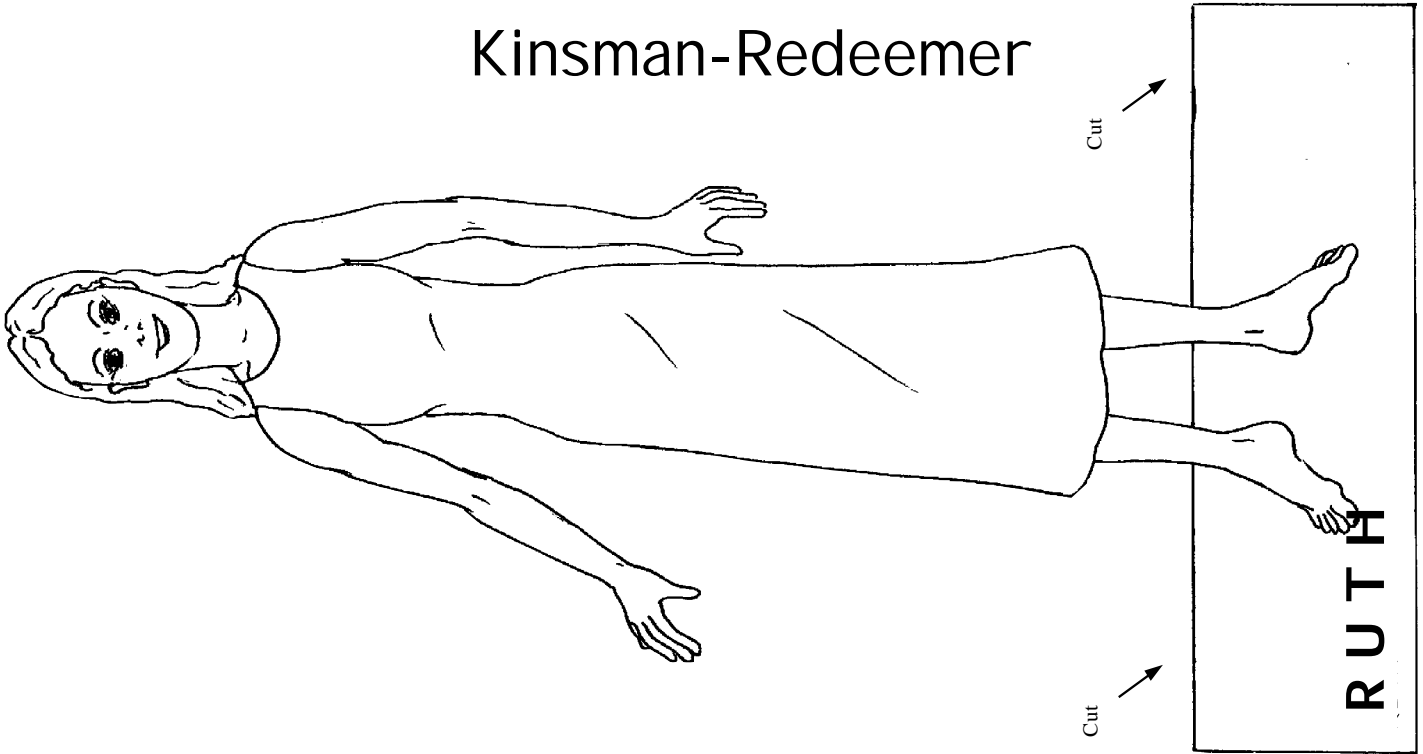


Modern combines

# Kinsman-Redeemer




# Kinsman-Redeemer




# Kinsman-Redeemer

## BOAZ'S CLOTHES




# Kinsman-Redeemer



**RUTH'S  
CLOTHES**


# Kinsman-Redeemer

## NAOMI'S CLOTHES



# Kinsman-Redeemer

## NAOMI'S CLOTHES



# Ruth's Family




# Naomi and Ruth Leave for Bethlelem



# Ruth Gleaning in the Fields



# Ruth and Boaz at the Threshing Floor



# The Character Qualities of Ruth

Look up the verses on the left side and match them with the qualities on the right side.  
Save this as a handy reference as you grow in Christ-likeness.

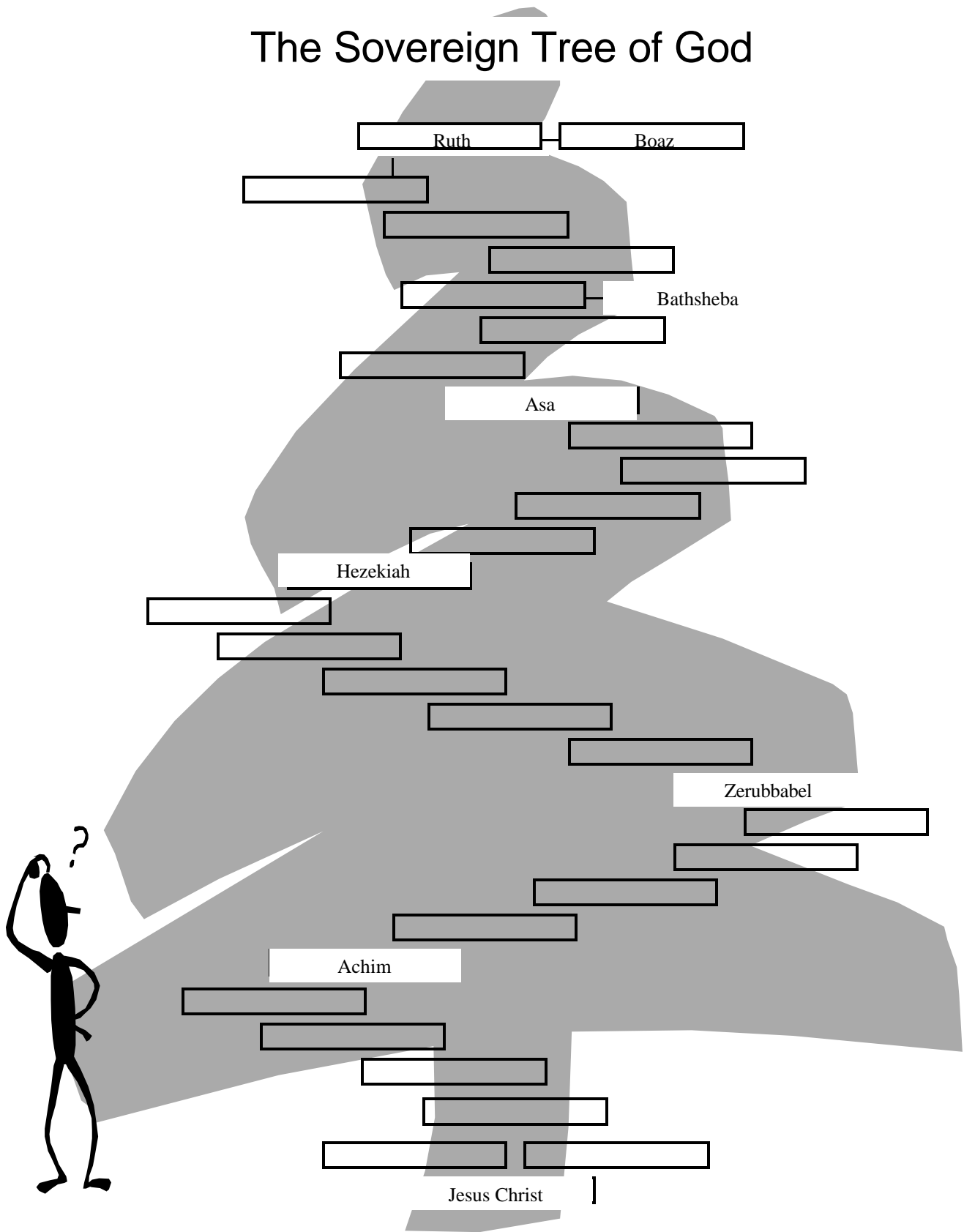
<b>Ephesians 4:1-2</b>	<b>Trusting God, not anxious</b>
<b>Proverbs 31:25</b>	<b>Humble, gentle, bearing with one another in love</b>
<b>I Peter 3:3-4</b>	<b>Compassionate, kind, humble, gentle, patient, forgiving, loving</b>
<b>Philippians 4: 6</b>	<b>Christ-like appearance</b>
<b>Psalms 128:1-2</b>	<b>Strength and dignity</b>
<b>Galatians 5:22-23</b>	<b>Loving, joyful, peaceful, patient, kind, good, faithful, gentle, and self-controlled</b>
<b>Luke 12:29-31</b>	<b>Wholesome speech</b>
<b>Ephesians 4:29</b>	<b>Gentle and quiet spirit</b>
<b>Proverbs 14:23</b>	<b>Fear of the Lord</b>
<b>Romans 13:14</b>	<b>Seeking to please God first</b>
<b>Colossians 3:12-14</b>	<b>Trusting God and not yourself</b>
<b>Proverbs 3:5-6</b>	<b>Hard-working</b>

# The Character Qualities of Boaz

Look up the verses on the left side and match them with the qualities on the right side.  
Save this as a handy reference as you grow in Christ-likeness.

<b>Ephesians 4:1-2</b>	<b>Trusting God, not anxious</b>
<b>Philippians 2:3-4</b>	<b>Humble, gentle, bearing with one another in love</b>
<b>Matthew 5:5</b>	<b>Compassionate, kind, humble, gentle, patient, forgiving, loving</b>
<b>Philippians 4: 6</b>	<b>Christ-like appearance</b>
<b>Psalms 128:1-2</b>	<b>Unselfish, thinking of others</b>
<b>Galatians 5:22-23</b>	<b>Loving, joyful, peaceful, patient, kind, good, faithful, gentle, and self-controlled</b>
<b>Luke 12:29-31</b>	<b>Wholesome speech</b>
<b>Ephesians 4:29</b>	<b>Meek</b>
<b>Matthew 5:7</b>	<b>Fear of the Lord</b>
<b>Romans 13:14</b>	<b>Seeking to please God first</b>
<b>Colossians 3:12-14</b>	<b>Trusting God and not yourself</b>
<b>Proverbs 3:5-6</b>	<b>Merciful</b>

# The Sovereign Tree of God

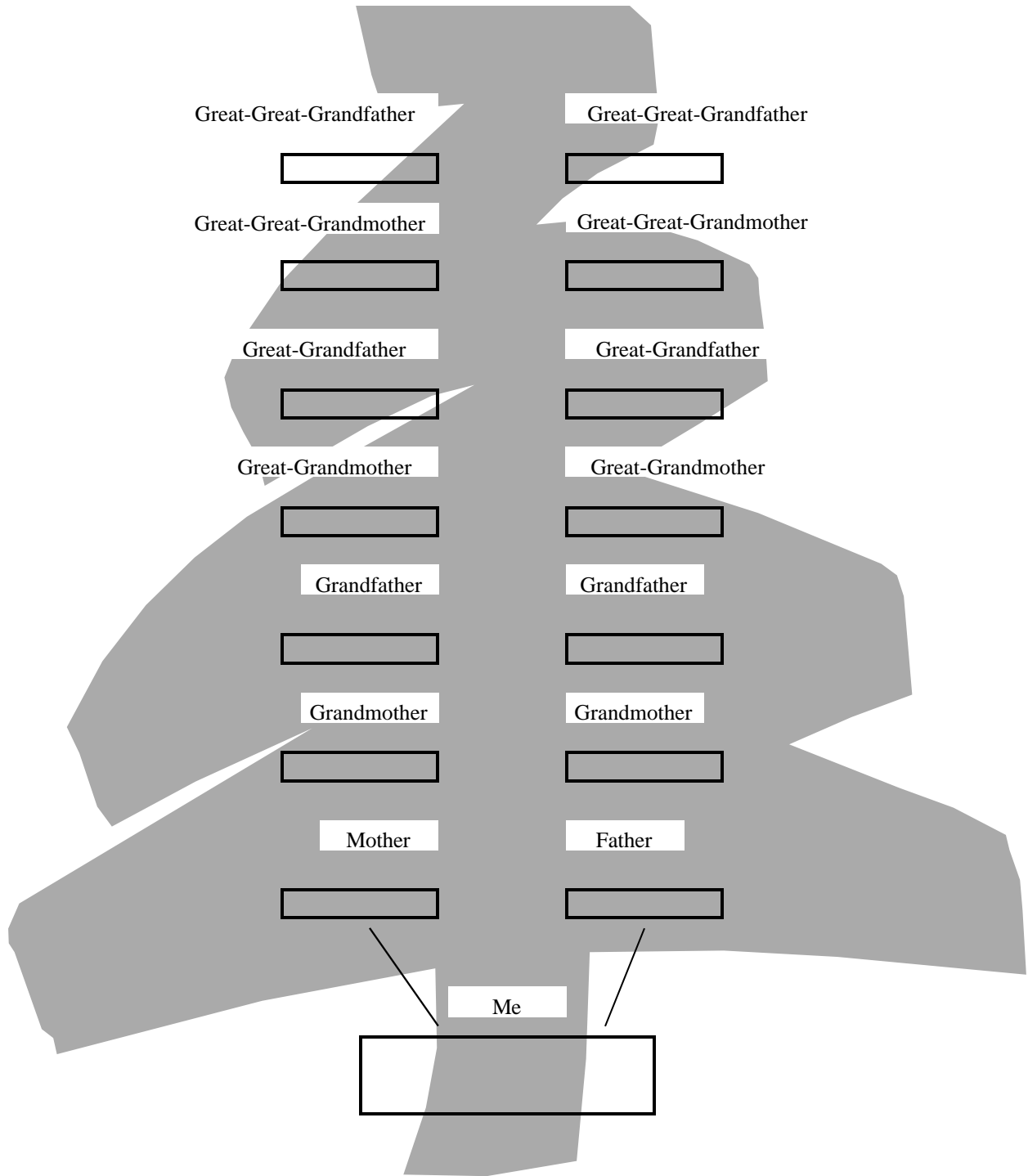


Look in your Bible and discover how God in His sovereign nature used Ruth to be a relation to Jesus Christ. Fill in the missing links. (hint..Matthew 1:2-16)

Share this Sovereign Tree of God with your family. Then have all of the relatives that you know help discover how God created all of them so that you would become you. Share with your friends what you find out about how God is sovereign in your life!

# The Sovereign Tree of God

## And how He created Me!



See if you can find the names of your grandparents, great-grandparents, and great-great-grandparents. Think about how God is sovereign and made all things come out just right so that you could be here!

# RUTH

The memory verse below ended up with some of the words scrambled. Can you unscramble them so that the verse will make sense? Use the space below to write the verse in.



"May the DORL peary you for what you have noed. May you be chirly radwered by the ROLD, the OGD of SRI LEA, duner whose iswgn you have moce to take gerfue."

# Aim Questions

Answer the following questions about today's Bible Adventure.

What does the name “Ruth” mean?

Why did Elimelech take his family to Moab?

Why did Ruth choose to stay with Naomi?


Explain how Ruth “happened” to glean in a field that belonged to Boaz.

What was the “kinsman-redeemer”?

How did Boaz demonstrate his godly character?

What King of Kings was eventually born into the line of Boaz and

*What personal lesson did you learn from the wonderful story of Ruth?*



“May the LORD repay you for what you have done. May you be richly rewarded by the LORD, the God of Israel, under whose wings you have come to take refuge.”

Ruth 2:12

What did Naomi instruct Ruth to do when she had given an account of what had happened? 3:16-18

What did Boaz do to solve the problem about who would marry Ruth? 4:1-4

What did the man do when he heard that he would have to marry Ruth? 4:5-6

How was this transaction sealed for Boaz to marry Ruth? 4:7,8

List the genealogy of David. 4:17-22

## **Passage Review Questions**

### **Ruth Chapters 1-4**

In the days of the judges, there was a famine in the land. Who went to live in the land of Moab, and what happened there? 1:1-5

Naomi heard that the Lord had given food to the people in her land. What did Naomi and her two daughters-in-law get ready to do? 1:7

What did Naomi say to her two daughters-in-law on the road to Bethlehem? What happened? 1:8-9

What did Orpah and Ruth both want to do? 1:10

How did Naomi manage to convince Orpah what to do? What did Ruth do? 1:11-14

What did Ruth say to Naomi that showed her how devoted Ruth was to her? 1:16-17

What happened when they arrived in Bethlehem? 1:19-21

When they returned what was just starting? 1:22

What did Ruth want to do? 2:2

When she went out and started to glean, in whose field did she find herself? 2:3

How did Boaz greet the harvesters? 2:4

What did Boaz ask the foreman of the harvesters? What was he told? 2:6-7

Boaz went to Ruth. What did he tell her? 2:8-9

When Ruth bowed and asked what had brought her such favor since she was a foreigner, what did Boaz say to her? 2:11-12

Ruth thanked him and continued to work. What happened at mealtime? 2:14

What instructions did Boaz give to his men after the meal?  
2:15-16

What did Ruth do? 2:17a

How much did she gather, and what did she do with what she gathered? 2:17b-18


What did Ruth tell Naomi about where she had been gathering?  
2:19

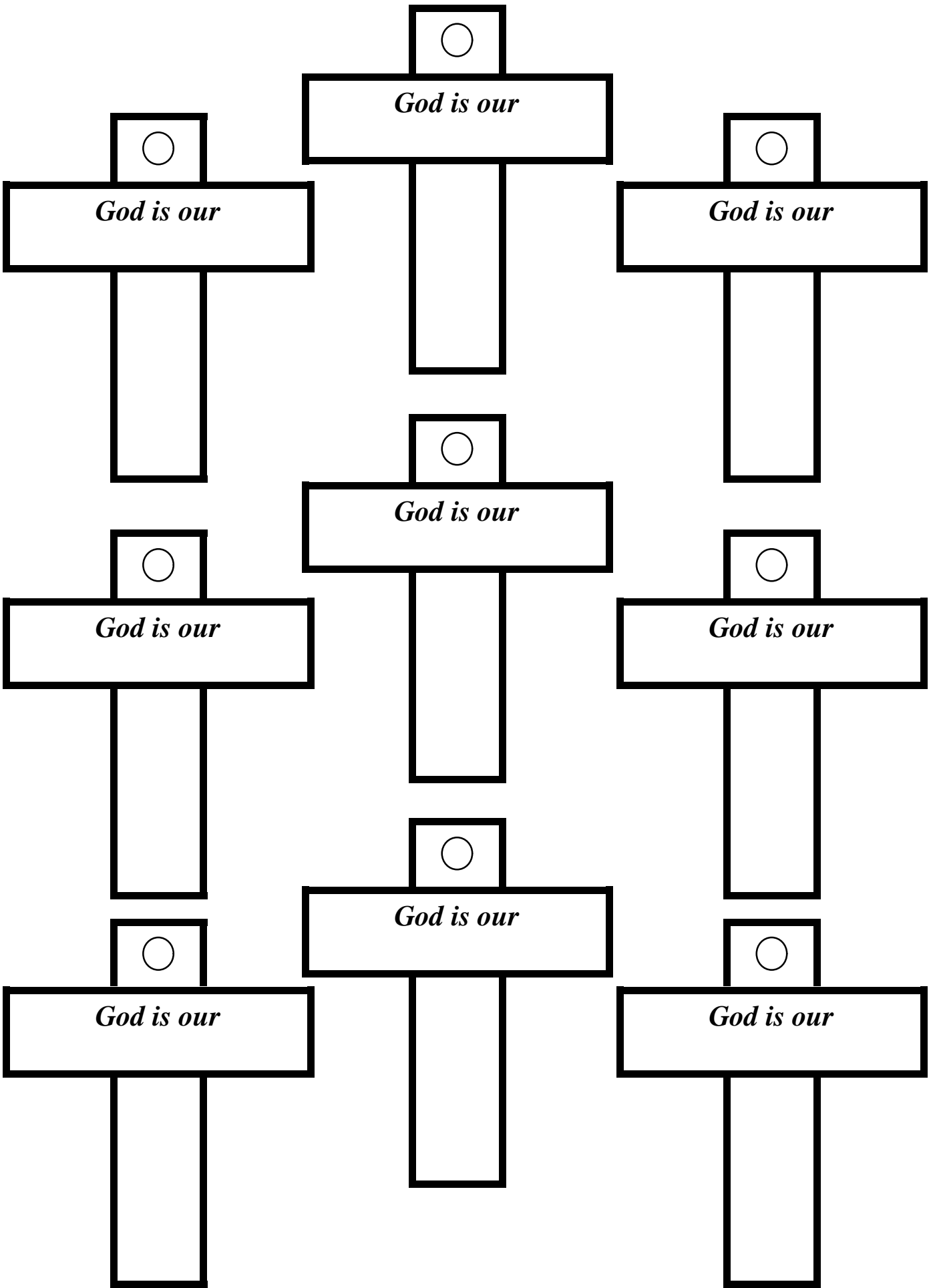
What did Naomi want Ruth to do? 2:22

What was Ruth instructed to do the night that Boaz would be winnowing the barley? 3:1-4

What happened when Ruth did as she was told? 3:8-14

What did Boaz give to Ruth before she left the threshing floor?  
3:15





*The great kindness that Boaz expressed to Ruth symbolizes the great kindness God has for His people. When we realize just how kind God has been to us in the past, we will learn to trust Him with our lives in the future.*

*The great kindness that Boaz expressed to Ruth symbolizes the great kindness God has for His people. When we realize just how kind God has been to us in the past, we will learn to trust Him with our lives in the future.*

*The great kindness that Boaz expressed to Ruth symbolizes the great kindness God has for His people. When we realize just how kind God has been to us in the past, we will learn to trust Him*

*The great kindness that Boaz expressed to Ruth symbolizes the great kindness God has for His people. When we realize just how kind God has been to us in the past, we will learn to trust Him*

*The great kindness that Boaz expressed to Ruth symbolizes the great kindness God has for His people. When we realize just how kind God has been to us in the past, we will learn to trust Him with our lives in the future.*

*The great kindness that Boaz expressed to Ruth symbolizes the great kindness God has for His people. When we realize just how kind God has been to us in the past, we will learn to trust Him with our lives in the future.*

*The great kindness that Boaz expressed to Ruth symbolizes the great kindness God has for His people. When we realize just how kind God has been to us in the past, we will learn to trust Him*

*The great kindness that Boaz expressed to Ruth symbolizes the great kindness God has for His people. When we realize just how kind God has been to us in the past, we will learn to trust Him*

