

Materials I Need:

Key for symbols:

- This symbol represents ideas that can be used for two-year-olds through kindergarten. Please remember to slow way down for two-year-olds and keep the pace moving for five-year-olds.
- ② This symbol represents ideas that can be used for two- and three-year-olds.
- ④ This symbol represents ideas that are best used for four-year-olds through kindergarten.

Memory Verse:

Romans 7:6b: We serve in the new way of the Spirit.

Hook:

- Teacher's Tip:** Today the children will learn about being adopted into God's family. Few preschoolers understand the full impact of the sacrifice Jesus made for them; yet, they have an earnest desire to have eternal life and live with Jesus in heaven. When a child approaches you as the teacher and wants to make a commitment to the Lord, encourage the child in his choice. Tell the parents of their child's desire. Your responsibility is to give your students a love for Bible stories, introduce them to Bible verses, and teach them songs which have a message for a child's heart. Trust the Holy Spirit to work in your students' hearts to make their commitment to the Lord at the appropriate time.
- Paul Chair Review:** Have the children circle the designated "Paul" chair while music is playing. When the music stops, the child in front of it gets to sit in the chair and answer an Aim Question from a previous lesson.
- Working To Be Like Jesus:** Have the table leader build a design from blocks (Duplos, wooden, log, etc.). Ask a child at the table to build a structure just like the teacher's. "In today's Bible Adventure, we will learn what happens when we belong to God's family. We will be more and more like Jesus. We are building these designs the same by looking at the first design (Jesus) and trying to copy (you) what we see."
- Animal Memory Game:** Place all the cards from the game face down on the table. One child can turn over two cards to see if it is a match of an adult animal with his baby. If not, the cards are turned back over, and another child gets his turn. If the two cards turned up match, that child holds those two cards and gets another turn. He continues his turn as long as he keeps making matches. Continue until all the cards are gone. "In today's Bible Adventure, God gives us our families to take care of us. He also gives the animals parents to take care of them."
- Look Alike Center:** Provide two bags with the same objects in each bag. Objects could be a ball, toy car, wind-up toy, or stuffed animal. Have a child pull an object from one bag. His friend reaches into the second bag and, by only feeling, tries to pull out the same object from his bag. Repeat the process but reverse the order of who draws first. "We are looking (feeling) for the same thing as our friend. When we are in God's family, we are looking to be the same as Jesus." If the class is small and there is time, allow the friends to play with the items they have drawn from the bags.

-
- Doll House Family:** Provide a house, family member action figures, cars, etc. Allow the children to play with the dolls and furniture, cars, etc., while talking about all the things a family can do. In today's Bible Adventure, Paul tells the Romans about God's family. "How do the members of your family help take care of each other?"
 - Family Book Center:** Visit the library and bring books to class that show different families. Include families from around the world and the kinds of houses they live in. Also, consider showing animal houses that are built to take care of baby animals (nests, dens, dams, etc.). God has a family and takes care of His family. We know what a family is because God gives us our families today. God made animals to have families, also. Families are important to God.
 - Activity Page Comes to Life: (ROM06ECGF1)** Materials needed: the GF1 picture, glue sticks, crayons, curly hair material, and yarn. Give each child one crayon of their choice. They will color the clothing of all the people in the picture the same color. If the child has curly hair, give the child curly hair material; if he has straight, give him yarn to glue on the hair in the pictures. If they have more or less members in their family, they can add or cross out the individuals on the page. Talk with the children about their individual family similarities and differences. Do they have brothers or sisters? Are they short, tall, have curly hair or straight hair? What makes a family? In today's Bible Adventure, the children will learn that Paul wrote in his letter to the Romans that God has a family, and all the people in His family want to be more like Jesus.
 - Dolls of the Same:** Materials needed: twelve dolls: three Barbie dolls, three baby dolls, three action figures, three teddy bears. Mix all the dolls in the middle of the table. Let each child take a turn matching a set of the dolls. Tell the children about families and how each member has certain characteristics or a family likeness. Ask them about their family, and tell them about the likeness of God's family.
 - Family Pictures:** Pass around the pictures and guess whose family it is. Talk about families. "I am anxious to hear about being in God's family in our Bible Adventure today." (Point to a picture of Jesus with the children on the wall.)
 - ④ **Choosing Family Game:** A blindfolded child (given the title of father or mother) stands in the middle of the group of children and selects the other members of his family by spinning around and pointing to someone.
-



Book:

Presentation Ideas -

- Color and show the **ROM06ECGF1** and **ROM06CGF2** pictures as you tell the Bible Adventure. Keep these pictures for review in future lessons.
- "Caring" Finger Play:**
 My (mama) is the person
 God made to care for me. *(Point up.)*
 She helps me put my clothes on, *(Pretend to dress.)*
 Makes sure that I am fed. *(Pretend to eat.)*
 She gives me hugs and kisses; *(Hug self.)*
 And tucks me into bed.
 That's why I love my (mama). *(Hug self.)*
 And you can plainly see,
 That (mama) is the person
 God made to care for me. *(Point up.)*
Invite the children to name others who care for them and use those names in the poem.

Bible Adventure for 2's & 3's-

(Show the review ROM04ECGF5 picture.) Paul has been writing a very important letter to the Romans about the good news Gospel. It is very good news to know that we don't have to be slaves to selfish sin, and do the wrong things. It is very important for you children to know that Jesus can help you want to obey your parents and do what God says is right in the Bible.

(Show the ROM06ECGF1 picture.) God has given each of you a family to take care of you. Your family may be smaller than this one, or larger, but God has set up families with parents to feed and care for their children.

God also has a family, and He is adopting people into His family. Once you become a member of God's family, nothing can ever take you out of that family. No problem, no sin, no person can ever separate you from God's love once you are one of His.

Paul tells us how to get into God's family. God wants people in His family who are sad when they sin. He wants people who would rather obey and do the right thing instead of continuing to do the selfish thing. When a person thanks Jesus for dying for his selfish sin and asks Jesus to give him God's goodness, then that person is adopted into God's family.

(Point to the people in the GF1 picture.) See how the people in this family look like each other. People in families often look alike, talk alike, and act alike. The more families are together and love each other, the more they act the same. That's what happens when we belong to God's family. We act more and more like Jesus because we have God's Spirit living inside us. We don't have to act selfishly when we feel like it. We can serve in the new way of the Spirit.

(Show the ROM06ECGF2 picture.) God knows His children will forget sometimes to do the right thing. That's why Jesus is at the right hand of God the Father reminding Him that He has already paid for each new sin. Not only does Jesus care for us, but God also sends the Holy Spirit to live inside His children. The Holy Spirit knows what is best for each Christian, and prays for them. Nothing bad can keep God from bringing good into their lives if they ask God for help. God loves you and me, and helps us, if we belong to His family and want to act like Jesus.

Prayer: Dear God, thank You for making a way to belong in Your family. I want to act like Jesus instead of being a selfish person. In Jesus' name I pray, amen.

Bible Adventure for 4's, 5's & K-

(Show the review ROM04ECGF5 picture.) Paul has been writing a very important letter to the Romans about the good news Gospel. It is very good news to know that we don't have to be slaves to selfish sin and do the wrong things. It is very important for you children to know that Jesus can help you want to obey your parents and do what God says is right in the Bible.

(Show the ROM06ECGF1 picture.) God has given each of you a family to take care of you. Your family may be smaller than this one, or larger, but God has set up families with parents who feed and care for their children.

Paul wrote, "God also has a family, and He is adopting people into His family. Once a person becomes a member of God's family, nothing can ever take him out of that family. No problem, no sin, no person can ever separate someone from God's love once he is one of God's children."

Let's remember how Paul says you get into God's family. It's not only those who want to live with Jesus in heaven someday who will become God's children. God wants people in His family who are sad when they sin. He wants people who would rather obey and do the right thing instead of continuing to do the selfish thing. When a person thanks Jesus for dying for his selfish sin—for lying and disobeying God's rules, and when he asks Jesus to give him God's goodness, then that person is adopted into God's family. It is a wonderful thing to know that God makes a way for people to belong to Him.

Paul wrote in his letter, "You don't have to be good to get into God's family; you just have to want to become more like Jesus." *(Point to the people in the GF1 picture.)* Do you see how the people in this family look alike? People in families often look alike, talk alike, and act alike. The more families spend time together and love each other, the more they begin to sound and act alike.

That's what happens when we belong to God's family. We act more and more like Jesus because we have God's Spirit living inside us. When we do something wrong, God's Spirit reminds us that we are not slaves to sin anymore. We don't have to act selfishly when we feel like it; we can say we're sorry and start doing the right thing. We can serve in the new way of the Spirit.

(Show the ROM06ECGF2 picture. Point to Jesus.) Paul said, "God knows that His children are weak and can't always obey perfectly. He knows they will forget sometimes, and He knows there will come hard times when it seems impossible for them to do the right thing. That's why Jesus is in heaven right now, at the right hand of God the Father, reminding God that He already paid for every sin we will ever do. Nothing will ever keep us from God's love.

(Point to the praying Christian.) "God, the Father, sends God, the Holy Spirit, to live inside His children. Just because we have the Holy Spirit does not mean life is always easy. Christians pray to God, but they don't always know how to pray. The Holy Spirit knows exactly what is best for them, and prays for them." God is very powerful and knows how to help His children.

Paul says to the Christians in Romans chapter eight, "Don't get discouraged when you know what is right but cannot always do it. God will help you grow to be more and more like Jesus. Don't feel like God doesn't love you when bad or sad things happen to you. God will work it out so that even bad things will turn out to be good for you." Isn't that a good promise? God turns everything in your life to be good for you, if you love God and are wanting to become what God calls you to be."

God will help His children do the right thing, even if there is a bully who is trying to make them afraid; even if their dad is out of a job; even if there is a war; even if their parents, or brother and sister, are fighting. Nothing bad can keep God from bringing good into the life of the person who loves Him. God loves and helps everyone who belongs to His family.

Prayer: Dear God, thank You for making a way for me to belong to Your family. Thank You for the Holy Spirit who prays for me. I want to be like You instead of a selfish person. In Jesus' name I pray, amen.

Aim Questions

Aim Questions for 2's & 3's:

1. **Who has God given you to take care of you?** (*Your family.*)
2. **Who does God want us to become like?** (*Jesus.*)
3. **Whose Spirit do we have living in us and praying for us when we belong to God's family?** (*God, the Holy Spirit.*)

Aim Questions for 4's & 5's:

1. **Who does God want us to become like?** (*Jesus.*)
2. **Who knows we are weak and prays for us?** (*The Holy Spirit.*)
3. **What does God do with the bad and sad things that happen to His children?** (*He works them out for their good.*)
4. **How does God want His children to live?** (*Say the memory verse.*)



Look:

- Aim Questions:** Use dolls to represent different members of a family, and call for a particular character when asking for a question. (Question number one is under the father, etc.)
- Transition Idea:** Copy the way the teacher moves as the children move from one area to another. Ideas could include: waving arms, stomping feet, bending over.
- Memory Verse Review:** Play "London Bridge Is Falling Down" while singing the verse. Two leaders join hands and form an arch. The children form a single line to pass under the arch. On "Romans, one, seventeen," the arch falls and captures a "Roman." When the arms are down around a child, continue with this second verse while gently swaying the "Roman" back and forth. Build them up with God's words, God's words, God's words. Build them up with God's words, my dear Christian.
- Snack Conversation Suggestion:** Serve favorite family snacks, like trail mix or popcorn. You could have bowls of food items that could be put into a trail mix. Let children use a spoon and make their own trail mix (like their family would like) in their paper bowl. While the children are eating, talk about what other members of their family like to eat. Try to keep the conversation off of what the child's favorite food is and onto what his mom, dad, and siblings like to eat. What are things the parents expect of them? When they obey, they are acting like their mommy and daddy. When we believe in Jesus and thank Him for dying for our sins, we become a member of God's family. Then we want to become more like Jesus, acting like He would act. God will help His children become more like Jesus.
- Look Alike Game:** Have the children move to rhythmic music in an open area, being careful not to bump into the other moving bodies. When the music stops, the teacher takes a particular stance; the class is to look at him and copy his position. Give the children time to get into position. A second leader can go around and comment on who looks like they are really posing as the teacher is. Repeat several times, giving the children ideas, such as lying down, curling up, upside down, etc. If interest and time allow, choose a leader from the class to be the one for everybody to imitate after the music stops. It's fun to act like the teacher, but God wants His children to act like Him.

“The Holy Spirit Prays for Me” Game: (ROM06ECGF3) Materials needed: Pre-assembled spinning wheel (one available in the children’s workroom). Seat the children in a circle; bring one child to the middle and have him spin the wheel. Wherever the arrow stops is the action that the entire group will act out together. For example, if the arrow lands on the picture of the Dad, the children will get up and say, “I’m the Dad, the Holy Spirit prays for me.” Then they will sit back down as a group. The next child goes to the middle and spins, and the game continues until each child in the circle has had a turn. Begin at a certain point and move counter-clockwise to stay in order. In our lesson today, we learned that God gives the Holy Spirit to His children, who prays for them.

Trinity Activity Page: (ROM06ECGF2 and ROM06ECGF4) Give each child a half page of GF4 pictures, including God the Father, God the Son, God the Holy Spirit, and a praying Christian. Loosely “bubble” cut around the pictures, and let the children glue a set of matching pictures onto the GF2 page. As the children are matching and gluing, repeat the Trinity names often so that the children become familiar with them. Talk about the fact that God, the Holy Spirit, prays for the Christian who is not sure how to pray. He always knows what is best, and gives us what is best for us.

Becoming a Member of God’s Family: (Review ROM04ECGF1) Enlarge a picture of the GF1 Jesus with children, and tack it to the wall. Stand the children along an opposite wall. If you say a correct thing about being in God’s family, they get to take a certain number of steps forward. If you say a wrong thing, they have to go backwards a certain number of steps. See how long it takes to get close to Jesus and His family.

God has a family.

People in God’s family are sad about their sin.

Some people in God’s family are happy to do wrong.

God’s family people want to obey.

Some people in God’s family never want to obey.

God’s children thank Jesus for dying for their sin.

Some people in God’s family want to keep hurting others and telling lies.

God tells us we have to be good enough to get into His family.

God’s children want to be more like Jesus.

Belonging to God’s family is wonderful.

The Holy Spirit prays for people in God’s family.

Nothing can take a person out of God’s family.

Action Song: Sing the following words to the tune of “Frere Jacques” while walking in a crouched position. Stand up whenever you say God or Jesus:

In God’s family, in God’s family,

We are safe; we are safe.

We will live forever; we will live forever.

Thank You, God; thank you, God.

God will help us; God will help us

Be like Him; be like Him.

We will act like Jesus; we will act like Jesus.

Thank You, God; thank you, God.

Hula Hoop Game: Place several hula hoops on the floor. If they are not available, make masking tape circles. Choose one child to be “IT,” and give him a special hat to designate who he is. Children move around the room doing different, designated actions while music is playing, trying not to be touched by “IT.” Children are safe when they jump in the hoop. If “IT” touches a child, that child is the new “IT.” Once in a while, the music stops, and the children must quickly get into a hoop before “IT” touches them. Talk about being secure in the family of God like they were secure in the hoop.

④ **How Do You Pray?** (Game) Seat the children in two circles, one on the outside, and a smaller circle inside the large circle. One of the teachers will sit in the very center of the two circles. This teacher represents God. Today, we learned about the Holy Spirit living inside us and how He prays for us. This game will help to show how the Holy Spirit works in our lives. The children on the outside can take turns whispering a prayer into the ear of someone in the smaller circle. Then this child will tell the prayer to the teacher in the center. The teacher will announce the prayer out loud for all to hear and tell the children that he will have to decide what is best for the person. This step-by-step process will help the children understand the process of intercession by the Holy Spirit in our lives. God hears all our prayers, and always knows what we need and what is best for us. Let's thank God for the Holy Spirit.

④ **Don't Follow Me When...** When the leader asks the children to follow an action, they are to copy the leader. If they follow him doing a wrong or sinful action, they get to sit out of the game. Continue playing until very few are left in the game. Following is a partial list of possible actions:

- Sad when you sin
 - Mixing up cookies
 - Sharing cookies
 - Hitting your friend
 - Picking up your toys
 - Fighting with a brother
 - Hanging up your clothes
 - Telling a lie
 - Sticking out your tongue
 - Cleaning the dishes off the table
 - Washing your teeth
 - Grabbing a toy from a friend
 - Taking out the garbage
 - Reading the Bible
- Talk about the Holy Spirit helping us know what is right to do and praying for us to do right.

Songs:

Romans 7:6b, Memory Verse Song (tune: "Ring Around the Rosie")
We serve in the new way, of the-e Spir-it.
Ro-mans, six, b. God's better way!

Three Persons of God (tune: "B-I-N-G-O")
There are three persons of our God,
The Father, Son, and Spirit.
They are three in one; They are three in one; They are three in one,
The Father, Son, and Spirit.

I Can Learn to Help at Home (tune: "London Bridge Is Falling Down")
I can learn to help (serve) at home, (Point to self; form a roof with hands.)
Help at home, help at home.
I can learn to help at home.
The Spirit helps me! (Point up, and point to self.)


I can learn to share my toys, (Point to self; hold out hands.)
Share my toys, share my toys.
I can learn to share my toys.
The Spirit helps me! (Point up, and point to self.)

I can learn to be thankful, (Mouth the words, "thank you.")
Be thankful, be thankful.
I can learn to be thankful.
The Spirit helps me! (Point up, and point to self.)




Took:

- God Helps Me Do Right Actions: (ROM06ECGF1 and ROM06ECGF5)** Children can color the GF5 pictures of good behaviors and cut them apart. Then they can tape or glue as many as they want around the GF1 family. Talk about God helping the person who is in God's family, because the Holy Spirit prays for him to do right. Sing "I Can Learn to Help at Home" (see Song section).
- Pin the Prayer: (ROM06ECGF2)** Enlarge the GF2 picture, if desired, and tack it on the wall. Talk with the children about how God asks us to pray for people, but we don't always know what to pray. The Holy Spirit who lives inside the Christian knows what is best, and prays for each of His children. Provide pictures of our missionary families (and/or use the children's pictures they brought to class). Take the children to the wall and tell them to choose one of the pictures that they would like to pray for. When they stick the picture on the wall, ask them to say, "Dear God, I pray for _____" (whoever is in the picture). After all the children have had a turn, pray together, thanking God for the Holy Spirit who knows what all of His missionary children need.
- Preschool Page for Parents: (ROM06ECPPP)** Send a page home with each child, encouraging parents to reinforce the Bible truths at home. Spend a few minutes before the children go home creatively reviewing the song and memory verse.




Families often look alike and begin to act alike.



The one who belongs to Jesus has the Holy Spirit praying for him.

The Holy Spirit prays for . . .





**God
the
Father**



Christian praying



**God
the
Father**



Christian praying



**God the
Holy Spirit**






**God the
Son--Jesus**



**God the
Holy Spirit**



**God the
Son--Jesus**






This is what I learned today!

Today we learned that we can become part of God's family. God wants the people in His family to be sad when they sin. He wants people who would rather obey Him than continue to do selfish things. We can thank Jesus for dying for our sins and ask Him to give us God's goodness. It is God's way of adopting us into His family. When we belong in God's family, we act more and more like Jesus because God's Spirit lives in us. We are not slaves to sin anymore. People who are Christians have the Holy Spirit praying for them! Paul told the Romans to not be discouraged when they could not always do what was right. Once a person is adopted into God's family, nothing can ever separate him from God's love.

Today's Memory Verse

**We serve in the new
way of the Spirit.
Romans 7:6b**

**The Holy Spirit
knows what is
best for God's
children.**




Note to Parents: In the last Romans lessons, your child has learned about becoming part of God's family. It is the aim of the Sunday morning program at church to give your child a love for Bible stories, to introduce him to Bible verses, to teach him songs which have a message for a child's heart, and reinforce the training he is receiving at home. We always encourage children to talk to their parents when they have questions about salvation. If you would like more information about how or when to lead your child to faith in Christ, please talk to your classroom teacher, department head, or call the Children's Ministry office.

Sing the following song as you point to the three persons of God on the back side of this page.

Three Persons of God
(tune: "B-I-N-G-O")

There are three persons of our God,
The Father, Son, and Spirit.
They are three in one;
They are three in one;
They are three in one;
The Father, Son, and Spirit.

* For tunes to songs, ask about the preschool tape.



I paid for his sins. He belongs to Me.

God the Father

God the Son-- Jesus

God the Holy Spirit

Your child wants..., but he needs...

Holy Spirit

I want...

The one who belongs to Jesus has the Holy Spirit praying for him.