

Materials I Need:

Key for symbols:

- This symbol represents ideas that can be used for two-year-olds through kindergarten. Please remember to slow way down for two-year-olds and keep the pace moving for five-year-olds.
- ② This symbol represents ideas that can be used for two- and three-year-olds.
- ④ This symbol represents ideas that are best used for four-year-olds through kindergarten.

Memory Verse:

Romans 7:6b: We serve in the new way of the Spirit.

Hook:

- Teacher Tip:** Workers may never take a child (other than their own) alone to the bathroom. Another adult or another child must accompany them. Remember: go in groups of three. Only take children of the same gender to their restroom break. Children should have as much privacy as possible. Enter a bathroom stall only when absolutely necessary to assist the child, keeping the door open.
- Thankful Collage:** Tack a large sheet of paper to the wall. Provide pictures of animals, family members, toys, houses, etc., for the children to choose various pictures to glue to the paper on the wall. Write "I AM THANKFUL TO GOD FOR ALL I HAVE" on the top of the paper. As the children choose pictures and glue them to the paper, talk about as many things as you can that the child has to be thankful for. "Today's Bible Adventure tells us that we are to be thankful for what God has given us and not to look at what someone else has and want that instead. God does not want us to covet."
- Ten Commandments Activity Page: (ROM05ECGF1 and ROM05ECGF5)** Give each child a GF1 page and the small GF5 commandments. As the children glue the small tablets to the page, talk about how Moses received God's good rules on tablets of stone. Depending on the age of the child, review the commandments, but be sure to focus on the one that says "Do not covet."
- "Paul" Chair Review:** Today have a teacher sit in the "Paul" chair and another teacher with a puppet ask him review questions. (Who wrote the letter to the Romans? What is the Good News Gospel? What is sin? Who is a slave to sin? How can I not be a slave to sin? What does it mean to be part of God's family?) Have review pictures available if children want to bring one to you, and ask questions, too.
- Slave to Sin Review:** Make a chain with stapled or taped strips of paper large enough to fit around a child's waist. Each child at this station makes a chain, and when it is big enough, the teacher can staple it closed around the child's waist. He is to wear the chain belt to remind him that sin will keep him a slave. At the end of Hook Time, gather all those children wearing chain belts together. Tell them that faith in Jesus will set them free. They can then tear their chains off and save them to take home as a reminder that they no longer need to be a slave to sin.
- Dress Up Center:** Provide clothes that different family members would wear. Have the children choose who they want to be in the family by the clothes they choose to wear. "We have our families now, but in today's Bible Adventure, Paul told the Romans that God has a family, too. Those who love and obey Jesus will be in God's family."

- Mr. Right Review:** Have Mr. Right dress up again like last week. Let the children introduce him to a visitor or child who was gone last week. How did he act when he was Mr. Wrong? What did he do to change to Mr. Right? How did he act then?
- Count Ten for the Ten Commandments:** Provide ten each of a number of different items and place them in a box. Dump them out, and ask the children at this center to separate one big pile into like piles of tens. Some things to include could be same colored blocks (10), small stuffed animals (10) oranges (10), toy cars (10), combs (10), toilet paper tubes (10), etc. Count each pile to be sure there are ten items in that pile. After everything has been sorted, put the items back in the box and repeat. "In today's Bible Adventure, God gave Moses the Ten Commandments. These were good rules because God gave them to all to follow." Say some of the rules that God gave Moses--honor your father and mother, do not lie, do not steal, do not kill, do not covet. Explain that coveting is wanting what belongs to someone else.
- Old and New Center:** Bring to class one old item and one new item just like it (old shoe and similar new shoe). "Which item is the old? Which is the new? How can you tell the difference? In today's Bible Adventure, Paul wrote to tell the Romans that a new heart was helped by the Spirit to do what was right. Paul was saying that God's Spirit helps us want not to sin (in the old way) but to do what God wants us to do."
- Catalog Picture Banner: (ROM05ECGF3)** Glue several small copies of the GF3 picture on a large sheet of butcher paper that has been tacked on the wall. (Attach paper with "tacky" if tape is not permissible.) Children can also glue pictures of things they find that they like. Talk about wanting things that other people have and how bad we feel at that time. Explain what it means to covet and how it is a sin problem.
- "London Bridge" Thankful Game:** Sing the following words to the tune "London Bridge Is Falling Down" while the children walk in a circle under two teacher's arms:
Jesus gives us what we need, what we need, what we need.
Jesus gives us what we need. Let's be thankful.
When you catch several children under the "bridge," they each must say something they are thankful for before you release them and continue the game.
- Catch a Cup of Thankfulness:** Today we will learn that it is better to be thankful than to covet and want what others have. Give each child a styrofoam cup and a piece of paper to crumple into a ball. Let them use markers to color their cup. While doing that, thread a 2" length of yarn through a hole in the bottom of the cup. Tie a large knot on the inside so it can't go through. Tape the knot to the bottom inside of the cup. Tie the crumpled paper to the other end of the yarn or thread through it, also. Hold the cup with the ball hanging down outside. Swing the ball up and try to catch it in the cup. Each time it gets in a child's cup, he gets to tell something he is thankful for—mommy, daddy, brother, sister, other family members, pets, foods he likes, things he likes to play with.



Book:

Presentation Ideas -

- Color and show the **ROM05ECGF1, ROM05CGF2, ROM05ECGF3, and ROM05ECGF4** pictures as you tell the Bible Adventure. Keep these pictures for review in future lessons.
- Paul Shirt:** If you have been using a white tee-shirt with symbols on it each week to review the Romans lessons, wear the tee-shirt and review the former lessons. Sit at the "Paul" table for this review.
- Story Transition Idea:** While the children are moving to the story circle, have them stand in front of their chairs. "We are going to play 'Compass Kids.' When I name something, I want you to point to it as quickly as you can." Name items such as a door, a teacher, a desk, a boy, a window, a girl, a toy, and end with a Bible. "Good! You found our Bible for today's Bible Adventure!"

Bible Adventure for 2's & 3's-

(Show the review **ROM04ECGF1** picture.) Paul wrote his letter to the Romans telling them we all have a problem called sin. Sin makes us a slave to wrong things, like lying, stealing, and hurting people. Sin keeps us from being free.

(Show the review ROM04ECGF4 picture.) The good news is that faith in Jesus sets us free from our sin and makes us into a new person. We become part of a new family--God's family! We are set apart to love God and do what He says is right.

(Show the ROM05ECGF1 picture.) God told His people what He wanted them to obey when He gave Moses the Ten Commandments. God said, "Worship God, honor your father and mother, do not lie, do not steal, do not kill, do not covet." These are good rules because God gave them to us.

(Show the ROM05ECGF2 picture.) Paul wrote that he would not have known it was wrong to want something somebody else had unless God had said in His Ten Commandments, "Do not covet." God's Law helped Paul to know it was a sin to covet. Coveting means being jealous of what someone else has. It shows that we are not grateful for what God has given us. Coveting makes us unhappy with what we have instead of being thankful for all that God has given us.

(Show the ROM05ECGF3 picture.) After Jesus gives a person a new heart to love Him, that person belongs in God's family. The Holy Spirit reminds him of the new way to live. When a Christian sees something he really wants and is tempted to covet, the Holy Spirit helps him remember that he doesn't have to think that way. A Christian can pray to God and thank Him for everything God has already given him.

(Show the ROM05ECGF4 picture.) When a child of God listens to the Holy Spirit and obeys God, he will serve the other person instead of being jealous of what he has. That is God's better way. Serving others with a happy heart shines God's love to everyone around us. We can learn to live in this new and better way when we give Jesus our sin and live by faith.

Prayer: Dear God, thank You for the Holy Spirit who helps me want to obey. In Jesus' name I pray, amen.

Bible Adventure for 4's, 5's & K-

(Show the review ROM01ECGF3 picture.) Paul wrote a letter to the Romans about the good news Gospel.

(Show the review ROM04ECGF1 picture.) Paul wrote, "We all have a problem called sin. Sin makes you a slave to wrong things, like lying, stealing, and hurting people. Sin is like a slave master that chains you up and keeps you from being free."

(Show the review ROM04ECGF4 picture.) Faith in Jesus sets you free from your sin and makes you a new person. You become part of a new family--God's family, set apart to love God and do what He says is right.

(Show the ROM05ECGF1 picture.) God told His people what He wanted them to obey when He gave Moses the Ten Commandments at Mount Sinai. God said, "Worship God, honor your father and mother, do not lie, do not steal, do not kill, do not covet." These rules are good rules because God gave them to us.

(Show the ROM05ECGF2 picture.) Paul wrote in his letter, "I would not have known it is wrong to want what somebody else has unless God had said in His Law, 'Do not covet.' Now I know it is a sin to covet." Coveting means being envious or jealous of what someone else has. Why is it wrong to be envious of what someone else has? When I am envious, it shows that I am not grateful for what God has given me. Coveting makes me unhappy with what I have instead of being thankful for all that God has given me. God promises to give us whatever He thinks we need. When I covet, I am not thinking about God; I am thinking about myself and what I want right now.

(Show the review ROM04ECGF3 picture.) Paul said, "The Law is holy, righteous, and good, but I am not always good. I know what God says I should do, but I can't always obey. I really want to obey, but sometimes I don't. Then I feel awful when I do what is wrong. It makes me feel bad inside when I am envious of what someone else has. The only Person who can help me get out of my sin problem is Jesus. 'Thank You, Jesus, for forgiving my sin.'"

(Show the review ROM04ECGF5 picture.) Jesus took my sin and gave me a new heart to love Him (point to the hearts with the cross in them). Because Jesus died for me, I can live in His family. It is like I am a new person because God sent the Holy Spirit to live inside me.

(Show the ROM05ECGF3 picture.) After a person belongs in God's family, the Holy Spirit reminds him of the new way to live when he is tempted to sin. When a Christian sees something he really wants and is tempted to covet, the Holy Spirit helps him remember that he doesn't have to think that way. A Christian can pray to God and say, "God, thank You for everything you have given me. I would really like (that toy, a friend like that, a family like that, a pet, clothes like that), but only if you want me to have it. I know it is wrong for me to envy what someone else has. Thank You for Jesus who has forgiven my sin. Fill me up with Your right thoughts."

(Show the ROM05ECGF4 picture.) When a child of God listens to the Holy Spirit and obeys God, he will serve God with a right attitude by not envying him. That is God's better way. That is God's family way. Serving with a happy heart shines God's love to everyone around us. You and I can learn to live in this new and better way when we give Jesus our sin and live by faith.

Prayer: Dear God, thank You for Jesus who gives me His righteousness and sets me apart from sin. Thank You for the Holy Spirit who will help me want to obey. In Jesus' name I pray, amen.

Aim Questions

Aim Questions for 2's & 3's:

1. **Who wrote a letter to the Romans to tell them about the new way of living by the Holy Spirit?** (Paul.)
2. **Who helps a Christian remember to obey God?** (The Holy Spirit, Jesus.)
3. **When we become a child of God and listen to the Holy Spirit, who do we learn to serve?** (God, others.)

Aim Questions for 4's & 5's:

1. **What book of the Bible did we learn from today, and who wrote it?** (Romans, Paul.)
2. **What sin from the Ten Commandments did Paul talk about in Romans chapter seven?** (Coveting.)
3. **What does it mean to covet?** (Enviously want what someone else has.)
4. **What is God's better way of living?** (Say the memory verse. Review Romans 1:17.)



Look:

- Aim Questions:** Place the written questions on serving dishes. Choose one "serving" child (with a happy heart) to carry each question to the child called on to answer that question. That child will take it to the teacher to be read.
- Transition Idea:** Take the children a "new way" to their destination. It could mean taking a different route or walking in a fashion they haven't done before. After a person belongs in God's family, the Holy Spirit reminds him of the new way to live when tempted to sin.
- Snack Suggestion:** Remind the children to say "Please" and "Thank you" to those who are serving them at snack time. God gives His children thankful hearts.
- Snack Idea:** Give one child a nice sucker or candy bar and all the others a graham cracker. After you give thanks, ask the children if they were really thankful for their cracker. Were they happy or unhappy? When we want what someone else has, the Bible says that is coveting and that is wrong. It makes us unhappy when we covet. Jesus can help us with our sin problem. Jesus forgives sins and gives us the Holy Spirit to help us do what is right. Replace the sucker with a cracker and tell the children you have a sucker for everyone to take home today.
- Snack:** Decorate crackers with frosting or cheese tubes. Make hearts and happy faces in them while reviewing the lesson on coveting. Say or sing the memory verse together, and talk about the new life that Jesus gives when we give Him our sin and He forgives.
- Light Shiner Game:** The teacher stands in the middle of the circle of children with their eyes shut. He turns in circles until he shines a flashlight on a child (or just points to them). That child gets to answer a question. (Name a sin that Jesus can help you to stop doing. Tell us something you can do for someone else that shines God's love to them.) Use this game after snack discussion.
- "Paul" Shirt Symbol:** For today's lesson, draw a circle on the "Paul" tee-shirt with the word "COVET" written in the circle and a slash through the word. Remind the children that the Holy Spirit gives His children a thankful heart, not one that covets what someone else has. Let children put on the shirt as they say the memory verse.
- Ten Commandments Review: (ROM05ECGF6)** Make a necklace for the children by copying the GF6 Ten Commandment tablets on cardstock paper. (Younger children may just want to use three tablets—the "Do not covet" tablet and the two picture tablets.)

- Suckers with Memory Verse Tag: (ROM05ECGF7)** Let children color their own verse tag. Fold back one end of the tag and help them tape it around the sucker stick. This is a reminder to not covet, but serve with a thankful attitude. Give them one to share with a friend.
- “God Has a Better Way” Booklet: (ROM05ECGF8)** Make a four-page booklet by folding the GF8 page in fourths. Give the children bits of colored construction paper, fabric, and yarn to glue to their booklets—green for the trees, brown for the tree trunks, yellow for a circle sun, fabric for the clothes, and yarn for hair. Talk about what is happening in the pictures. Sing the memory verse song on the front of the booklet, and talk about God’s better way of serving people with the help of the Holy Spirit.
- “A New Way to Move” Activity:** Choose a lively tempo of taped music to play. While standing in one place, have the children move only their heads in different ways to the music. Then move only hands, arms, feet, or legs. Allow them to move in various directions in addition to a part of their body. Movements can now be combined, such as arms and feet at one time. Lastly, encourage the children to make movements of their own choice. “Who can show us a new way to move?” Have the class copy some of the new ways to move. “In God’s family, the Holy Spirit’s new and better way of life is to have a thankful attitude rather than to covet what someone else has.”
- “Old and New” Color Game:** Place red, blue, and yellow papers on the floor in an open area. Have the children stand touching only one of the colored papers. Bring a bag or box with red, blue, and yellow blocks in it or colored papers of the same. Someone pulls a color out of the bag and everyone says if it is the “old” color (the one they are already touching with their foot, or a “new” color. If it is a different color than they are touching, they must change to the new color drawn. Several children can share the same paper. “In today’s Bible Adventure, we learned that a new heart is a changed heart. When we draw a different color, we must change to that new color.”
- Circle Game:** Play the Circle Game to the tune of “Farmer in the Dell” that was in last week’s Look section. Talk about doing what God says is right, not coveting what others have but serving them with a happy, thankful heart.
- Up and Down Game:** Seat one child in the middle of the circle with a blindfold. The others change their faces and position and then ask the one in the middle to guess what they are doing now. “I can be happily forgiven (happy face and arms swinging), or I might be a down-in-the-dumps, sinful, coveting pouter (sad face and crouched down).” Have the children stand up and crouch down, repeating these up and down positions. Stop and hold one of the positions until the person in the middle guesses. If he guesses right, he gets to choose someone else to take his place in the center. Discuss how it is wrong to covet, envy, pout, and want what others have. Thank Jesus for forgiving you of your sins and be happy doing what is right.
- Duck, Duck, Goose:** Play in the fashion of this game, but use the words “covet, covet, thankful!” Thankful people are happy, so be sure to go around the circle with a smile on your face. Talk about what coveting means and how it makes us unhappy, unthankful, and selfish. “When we are thankful for what God gives us, we will be happy. Not coveting what others have and being thankful will always make you a winner! Who can forgive your sin of coveting and give you a heart that wants to love and obey? Yes, Jesus can!”
- Aim Question Review:** Place a happy face sticker on the floor for each Aim Question. Ask a child to come up, answer a question, and place the sticker on a white piece of paper on the wall or floor. After the last question, ask the children if they know why we put happy faces on the paper. When I have faith in Jesus and He gets me out of my sin problem, I can think of others with a happy heart.
- Bean Bag Picture Toss:** The object of the game is to make the bean bag land on the child who is not coveting. As long as the bag doesn’t land on a toy, the child stays in the game. If the bag lands on a toy, the child is out. Jesus gives us everything we need, and he says it is wrong to want what others have. We can be new inside, and thankful, when we give Him our sins.

Songs:

Romans 7:6b, Memory Verse Song (tune: "Ring Around the Rosie")
We serve in the new way, of the-e Spir-it.
Ro-mans, six, b. God's better way!

I Can Learn to Help at Home (tune: "London Bridge Is Falling Down")
I can learn to help (serve) at home, (Point to self; form a roof with hands.)
Help at home, help at home.
I can learn to help at home.
The Spirit helps me! (Point up, and point to self.)

I can learn to share my toys, (Point to self; hold out hands.)
Share my toys, share my toys.
I can learn to share my toys.
The Spirit helps me! (Point up, and point to self.)

I can learn to be thankful, (Mouth the words, "thank you.")
Be thankful, be thankful.
I can learn to be thankful.
The Spirit helps me! (Point up, and point to self.)

What a Mighty God We Serve
What a mighty God we serve; what a mighty God we serve.
Angels bow before Him; heav'n and earth adore Him.
What a mighty God we serve.

We serve by the Spirit's power; we serve by the Spirit's power.
Angels bow before Him; heav'n and earth adore Him.
We serve by the Spirit's power.



Took:

Picture Review: (ROM05ECGF9) Color the picture of the children. Give each child two lengths of yarn to glue over the bad picture in the form of an "X".

Clothespin Reminder: (ROM05ECGF10) On the back of a (spring-loaded) clothespin, place a piece of magnet tape. Give each child a cardstock copy of GF10 to color and clip in the end of the clothespin. Place this on the refrigerator as a reminder to be thankful and serve others rather than covet what other people have.

Reminder to Parents: (ROM05ECGF11) Send a GF11 note home with the children today asking them to bring a family picture next week. Teachers, bring your own family pictures to share. Talk about any family resemblances you might see in the pictures. Talk about mannerisms they might have picked up from their parents. God wants us to "pick up" His good character family attitudes and actions. We do this by listening to the Bible, listening to the Holy Spirit, and wanting to be obedient. (You might bring a digital camera to class and take pictures of the parents with their children as they drop them off at class.)


Preschool Page for Parents: (ROM05ECPPP) Send a page home with each child, encouraging parents to reinforce the Bible truths at home. Spend a few minutes before the children go home creatively reviewing the song and memory verse.




God gave Moses the Ten Commandments
so the Israelites would know God's right ways.



Coveting is jealously wanting what belongs to someone else.



God said, "Don't covet; be thankful for what you have."



God wants His children to have an attitude of serving other people.

You shall have no other gods.

Honor your father and mother.

Do not lie.

Keep the Sabbath holy.

Do not covet.

Do not misuse God's name.

Do not steal.

Love only your husband or wife.

Do not kill.

Do not bow to idols.

You shall have no other gods.

Honor your father and mother.

Do not lie.

Keep the Sabbath holy.

Do not covet.

Do not misuse God's name.

Do not steal.

Love only your husband or wife.

Do not kill.

Do not bow to idols.

Do not covet.

Do not bow to idols.

Keep the Sabbath holy.

Do not kill.

Do not lie.


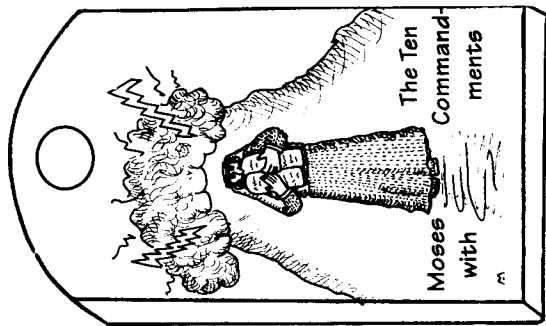
Love only your husband or wife.

Honor your father and mother.

Do not steal.

You shall have no other gods.

Do not misuse God's name.



Ten Commandments Review

You shall have no other gods.

Honor your father and mother.

Do not lie.

Keep the Sabbath holy.

Do not covet.

Do not misuse God's name.


Do not steal.

Love only your husband or wife.


Do not kill.

Do not bow to idols.

3. God said, "Don't covet; be thankful for what you have."



2. Coveting is jealously wanting what belongs to someone else.



God has a better way for His children--
an attitude of serving people.

4.

GOD HAS A BETTER WAY!

Romans 7:6b, Memory Verse Song
(tune: "Ring Around the Rosie")

We serve in the new way, of the-e Spir-it.
Ro-mans, six, b. God's better way!

1.

The Law
says, "Do
not
covet."
Exodus 20:17



Paul said, "We serve
in the new way of the
Spirit." Romans 7:6b

The Law
says, "Do
not
covet."
Exodus 20:17



Paul said, "We serve
in the new way of the
Spirit." Romans 7:6b

The Law
says, "Do
not
covet."
Exodus 20:17

The Law
says, "Do
not
covet."
Exodus 20:17




Paul said, "We serve
in the new way of the
Spirit." Romans 7:6b

The Law
says, "Do
not
covet."
Exodus 20:17



Paul said, "We serve
in the new way of the
Spirit." Romans 7:6b



Paul said, "We serve
in the new way of the
Spirit." Romans 7:6b



Paul said, "We serve
in the new way of the
Spirit." Romans 7:6b


The Law
says, "Do
not
covet."
Exodus 20:17

Memory Verse Bookmark


Copy this page on cardstock paper. Give each child two "tablets," one with the words "The Law says..." and one with the picture and memory verse. The children can make a bookmark by gluing the two tablets back to back, punching a hole through the top, and tying a ribbon. Another option is taping a craft stick between the two "tablets" to make a "puppet" to use for memory verse review.




**We serve in the new way of
the Spirit. Romans 7:6b**



**We serve in the new way of
the Spirit. Romans 7:6b**




**We serve in the new way of
the Spirit. Romans 7:6b**




**We serve in the new way of
the Spirit. Romans 7:6b**



**We serve in the new way of
the Spirit. Romans 7:6b**



**We serve in the new way of
the Spirit. Romans 7:6b**



Next Sunday, February 3rd, please send a picture of your family in an envelope with your child when he comes to Bible School. We will be talking about families and how to be in God's family.




Next Sunday, February 3rd, please send a picture of your family in an envelope with your child when he comes to Bible School. We will be talking about families and how to be in God's family.



Next Sunday, February 3rd, please send a picture of your family in an envelope with your child when he comes to Bible School. We will be talking about families and how to be in God's family.



Next Sunday, February 3rd, please send a picture of your family in an envelope with your child when he comes to Bible School. We will be talking about families and how to be in God's family.



Next Sunday, February 3rd, please send a picture of your family in an envelope with your child when he comes to Bible School. We will be talking about families and how to be in God's family.



Next Sunday, February 3rd, please send a picture of your family in an envelope with your child when he comes to Bible School. We will be talking about families and how to be in God's family.

PPP Preschool Page for Parents

Extended Bible School Training in the Home

January 27, 2002
Romans 7




This is what I learned today!

Paul continued writing his letter to the Romans. He told them the Holy Spirit helps those who have faith in Jesus to not covet what other people have. Sin makes people a slave to wrong things, but faith in Jesus sets us free from sin. We don't have to do wrong things. We don't need to covet. Coveting means being envious of what someone else has. When we covet something, it shows that we are not grateful for what God has given us. We can find joy in pleasing God by serving other people instead of ourselves. God wants us to be serving Him with happy attitudes.

Today's Memory Verse

**We serve in the new
way of the Spirit.
Romans 7:6b**

**The Holy Spirit
gives His
children a
thankful, serving
attitude.**



Sing the following song with your preschool children often throughout the day, especially at appropriate times when you detect an unthankful attitude.


I Can Learn to Help at Home
(tune: "London Bridge Is Falling Down")

**I can learn to help (serve) at home,
Help at home, help at home.
I can learn to help at home.
The Spirit helps me!**

**I can learn to share my toys,
Share my toys, share my toys.
I can learn to share my toys.
The Spirit helps me!**

**I can learn to be thankful,
Be thankful, be thankful.
I can learn to be thankful,
The Spirit helps me!**

* For tunes to songs, ask about the preschool tape.



We serve in the new way of the Spirit. Romans 7:6b