

**Materials I Need:**

**Legend:**

-  = Option 1, Appropriate for 1<sup>st</sup> – 2<sup>nd</sup> Grade  
 = Option 2, Appropriate for 3<sup>rd</sup> – 6<sup>th</sup> Grade

**Memory Work:**

“For sin shall not be your master, because you are not under law, but under grace.” Romans 6:14




**Suggested Thematic Tracks:**

① Not Under Law, Under Grace

- HOOK:** Bound by the Law (*Maze*)  
The Law Says, “Don’t” (*Activity*)  
Grace Part 1 (*Object Lesson*)  
The Beast Within (*Activity/Discussion*)  
Provoking a Cow to Eat (*Discussion or Object Lesson*)  
Impossible Burden (*Activity*)  
Grace Grab (*Game*)  
Word Search (*Worksheet*)  
Missing the Mark (*Activity*)  
Life by the Law (*Game*)
- BOOK:** Only One Way to be Freed from Sin (*Object Lesson*)  
Sinning Saucer (*Object Lesson*)
- LOOK:** Receiving Grace (*Worksheet*)  
Impossible Burden under Christ’s Yoke (*Role-Play/Skit*)  
Romans Match (*Worksheet*)  
The New Life (*Worksheet*)  
Grace Part 2 (*Object Lesson*)
- TOOK:** Remember Your Signs (*Worksheet*)  
“Grace Is the Key” Gift (*Craft*)

➤ **Complementary Activities**

 **Hook:**

-  ➤ **Romans Medallion-Mobile Take-Home (Review).** ,  Utilize this overview tool and incentive program to motivate the students and their parents to memorize the outline and key verses for the book of Romans. Devote time in your classroom to equip the students with a framework for assimilating and retaining the deep truths of God’s righteousness in Paul’s letter to the Romans. Review the incentive program at length with the students (see the note to parents on the Scripture Key Chain) and encourage them to ask their parents to participate with them. Show the students both components of the program, the Take-Home Scripture Key Chain and the Medallion-Mobile itself, before passing out the Scripture Key Chain to any new participants. Direct them to memorize the next verse in the key chain for next week in order to be rewarded with the next medallion. These

mobiles will be hung from the ceiling in the classroom over the next three months as the students are awarded each medallion.

- ① **Bound by the Law (Maze).** 🎨, 🦋 Tell the students that when a person is bound by the Law, there is no way to freedom. The Law points out the sin and utter helplessness in a person's life. Have the students try to figure a way out of this maze on **ROM05.GF1 Pg. 1**. Everywhere they turn they will run into sin. The Law is doing its job. However, the Law will not save them. Explain to the students that if they rely on the Law alone, they will never receive salvation. Extend grace to the students and explain that when they receive God's gift of salvation, their sins are forgiven. Therefore, they may pass through the center picture that was previously blocking their way to God.
- ① **The Law Says, "Don't" (Activity).** 🎨, 🦋 Play this rendition of "Simon Says" with the students. Tell them to follow your instructions. Begin each statement with, "The Law says..." or "The Law says don't..." Physically perform each action that you state, whether or not you said, "Don't." When choosing your "don't" statements, consider different activities that would be tempting for the students and also show enjoyment of the activity while you are modeling it. Do not eliminate any student for "breaking the law" while you are playing. Afterward, ask the students if they broke the law. Discuss with them which laws they broke and why. Was it more difficult to resist the tempting "don't" activity when students saw others do it and enjoy it, without any apparent consequences? Review what Paul said about the consequences of sin. Ask the students when they think that these consequence will become apparent.
- ① **Grace Part 1 (Object Lesson).** 🎨, 🦋 Before class begins, hang a sheet in one corner of the room a little higher than the students' height. Put a sign that says "Grace" on a chair behind the sheet. At the beginning of class tell the students that there is something very special behind the sheet in the corner that you want to share with them but tell them that they can't look at it until later. Later on, after the story, you can finish the discussion about what is behind the sheet in the **LOOK** section.
- ① **The Beast Within (Activity/Discussion).** 🎨, 🦋 As the students come into the room, have items such as a video game, baked goods, candy bars, age-appropriate toys (i.e., Legos, Matchbox cars, action figures, craft supplies, dolls, etc., on a table with a sign that says, "Do not touch!" Do not tell the students verbally not to touch it, even if they ask. Just shrug your shoulders and say, "I don't know. What do you think?" See how many children give in and touch the object. Ask the following questions:
1. How many of you wanted to touch it?
  2. Who did touch it?
  3. Was it hard to resist?
  4. What is it in us that makes us want to do the very thing that we are asked not to do?"
- Share with the class Paul's thoughts on this in Romans 7:14-24. Let Paul's question hang there. Have the students give their answers to his question and then finish the passage with verse 25.
- ① **Provoking a Cow to Eat (Discussion or Object Lesson).** 🎨, 🦋 The old saying is, "You can lead a horse to water, but you cannot make it drink." This may be true, but one can provoke the animal to eat. Explain the following to the students and, if desired, illustrate or act it out: Ranchers and farmers have discovered a way to get rid of the old and dirty hay that does not get eaten by the cattle during regular feedings. They will construct a small circular fence within the cattle's pasture. The wire in the fence will be made to fit loosely so that a cow can push itself into the center of the circle by leaning into the fence. In the fenced circle, the rancher will place the soggy or spoiled hay. The mere fact that this hay, although unwanted before, is set inside a seemingly-forbidden area, as if to say, "Do not touch," provokes the cow to touch and eat. In the same way, the Law itself can arouse, provoke, or tempt the sin in man to do what is wrong.
- ① **Impossible Burden (Activity).** 🎨, 🦋 Set up a load that is impossible for a single student to pull, and challenge individual students to pull the burden across the room. One impossible burden that could be used in safe conditions is a long cart of metal folding chairs. Cement bags or furniture on a tarp is another option. Tie a rope to the load and tie a small loop on the other end which is to be used for pulling. Request a rope from the Children's Ministry workroom, if needed. Debrief the exercise with a discussion about God's Law. Explain to the students that the demands of His Law

are impossible to keep. Man will always miss the mark and fall short. The requirements of the Law are a burden that is impossible to bear or move. Only God's grace can take care of this burden. (This activity will be followed up in the **LOOK** section.)

① **Grace Grab (Game)**. 🦋 As the students arrive to class, form teams for the game. With help, their job is to use a concordance to look up at least five verses about grace. Give them five minutes to look these verses up and decide what each verse means. At the end of the five minutes, allow each group to explain a verse that has not been discussed yet. Each team will receive a point for every different verse that they explain.

① **Word Search (Worksheet)**. 🦋, 🦋 As the students come in, give them **ROM05.GF2**. Have them circle all of the times that the words Grace, Good, and Spirit are used in the chapter. They should use colored pencils: Purple = Grace, Green = Good, Blue = Spirit.

① **Missing the Mark (Activity)**. 🦋, 🦋 Use a Nerf bow and arrow to demonstrate the meaning of sin. Set up an archery range in the room by placing **ROM05.GF3** (printed on red cardstock) at different distances and locations. Have the students try to hit the mark, the bull's eye. The bows are very inaccurate and most likely the students will not be able to hit dead center. Explain to them that God wanted to show His people that they could not be righteous on their own because they were sinful deep down in their hearts. In a way, by giving the Law, God painted a bull's-eye on a "target" so that we would know exactly where to aim, and just how often we miss the mark – which is the very meaning of the word sin. His purpose, therefore, was to expose sin and show our utter need for Him to save us and help us to behave as we should.

① **Life by the Law (Game)**. 🦋, 🦋 In this game there are absolutely no exceptions to following the laws. It is very important that you spend time and make the rules very clear for the students. Have them repeat the laws back to you. They must not fail to follow the pre-determined laws. If they do, they will face the consequences (be eliminated from the game and banished to the side of the room to sit on the floor until the game is completed).

The laws are that they:

- Must line up smallest to tallest (within one minute), starting at a point where the teacher designates.
- Must line up boy/girl/boy/girl, etc. If there isn't an even number of boys and girls, the last ones are eliminated.
- Must not speak to anyone during the game.
- Must face the teacher at all times.
- Must not touch the ground with their hands at any time.
- Must not laugh or giggle if someone fails and is eliminated.
- Must bow to the teacher after each task.
- Must not blink.

The object is to eliminate all players from the game. Have each of the helpers in the room assist in determining when each player fails. When all the students are eliminated, talk about how some things are impossible to do, no matter how hard you try in your own strength. Explain that, no matter what we do, we are unable to follow all the laws all of the time. That is why the Law is unable to save and only by God's grace are we able to call Him Father.



### Book:


#### Presentation Ideas –

**God's Law (Illustration/Coloring Page)**. 🦋, 🦋 Romans 7:4, **ROM05.GF4**.

**Dead to the Law (Illustration/Coloring Page)**. 🦋, 🦋 Matthew 11:28-30, **ROM05.GF5**.

① **Only One Way to be Freed from Sin (Object Lesson)**. 🦋, 🦋 At the beginning of class, have one of the teachers wear a large chain with one end wrapped around his or her waist. Wrap the

other end around a heavy object like a cinder block or bag of sand. Padlock the chain so that it won't come off either end. It may take two locks. Get miscut keys from any local hardware store and hand them out to the students. Have the students try to unlock the chain, which represents bondage to sin. The weight is the sin itself. At the story time, have the teacher come up front and try to break off the chain, then move around the room a little. This movement represents the Law pointing to our sin. Explain that there is only one way to get free from sin and that is to enjoy God's grace by receiving the free gift of life, salvation. Show the students a new key with the label "Grace" attached to it. This should be the correct key that will free the teacher from the bondage of sin.

 ① **Sinning Saucer (Object Lesson).** 🍷, 🦋 Have a cup glued to a saucer. Try to separate the two objects. Explain to the students that this illustrates the sin that is built into us from birth and there is no way to get rid of it. We can't walk away from sin or take medicine for it. We can't make ourselves stop sinning and we can't even have our Dad and Mom take it from us. Jesus is the only one who can free us from our sin. Add a solvent to the cup and saucer to separate the two. Tell the students that this is God's grace extended to us so that we may be free from sin and may know God as our Father. (This is a great opportunity to launch into the Gospel.)

### ***Bible Adventure for 1<sup>st</sup> – 6<sup>th</sup> Grades –***

So far our study of Romans has been somewhat like drinking out of a fire hose. There's just so much great truth to learn and apply to our lives! Let's take a quick review so that we know where we've been and can move on to absorb even more wonderful truths of the Gospel of Christ.

Paul started out his letter to the Romans by emphatically stating that he was not "ashamed of the Gospel, because it is the power of God for the salvation of everyone who believes" (Romans 1:16a). He did not shy away from telling the painful part of the Gospel, which is that all of mankind is sinful and deserving of eternal punishment in hell. But then he moved on to give hope by explaining that we can be justified by faith in Jesus Christ. Remember, to be justified is to be declared righteous by God, our Judge—**just-as-if-I'd** never sinned. Then we are given a new life of holiness, no longer guilty and condemned to hell, but set apart by God for His holy purposes. The new life of holiness replaces the old life of sin. Paul told the Roman believers to consider themselves dead to sin and alive to God.

Today, we will look at Romans seven where Paul proceeded to tell believers that they are also to think of themselves as dead to the Law. He stated in Romans 7:4, "My brothers, you also died to the Law through the body of Christ, that you might belong to another, to Him who was raised from the dead, in order that we might bear fruit to God." When Paul was speaking of the Law, he was referring to the commands that God gave to Moses for His people, Israel, to follow. It is important to know God's reasons for giving His people the Law and why Christians today still study God's Law in the Old Testament. God wanted His chosen people to know how they should behave. Therefore, He gave them a set of rules to follow. These rules, or the Law, were not meant to save them, because nobody could follow the Law perfectly and avoid God's judgment for sin. (We learned last week that salvation from sin can only be obtained by faith in Jesus Christ. It can never be earned through good works.) By giving the Law, God wanted to show His people that they could not be righteous on their own because they were sinful deep down in their hearts. Each time they aimed at following the Law perfectly and never sinning, they would miss the mark. The Law exposed their desperate need for God to save them from sin and help them live as they should. We can praise God that even though the Law condemns us because we can never follow it perfectly, God has mercifully given us His grace (His undeserved love and favor), to be saved in Christ Jesus. This is why the Law is ultimately good — it points us to God and shows us our need for His grace.

Paul pointed out that the Law has a very interesting effect on our hearts. He said it "arouses" the sinful passions within us. Arousing something is like stirring it up. Arousing the sinful passions is indeed like stirring up a beehive and getting a whole swarm of trouble! We often see this arousal of sin in a small child. For example, if you tell a toddler not to touch the dials on the stereo, what does he most likely turn around and do? He touches the dials on the stereo! It's as if telling him not to touch something plants the idea in his mind and he blatantly disobeys the command. Perhaps in school you have seen a rebellious classmate misbehave even worse when given a command to do or not do something. This person will probably go as far as he can without being caught or punished. Paul said this is the effect the Law has on us. Even though what it tells us to do is good and holy, we end up being stirred up to sin.

As the Christian dies to sin, however, he also dies to the Law. Paul used the illustration of a married

woman to explain what dying to the Law means. If she goes and lives with another man while her husband is living, she has sinned. However, if her husband dies and she marries another man, she has not sinned. She is released from the Law concerning her first husband because he is dead. In the same way, the Christian is released from his old life, which was ruled by sin and condemned by the Law. Paul explained in Romans 7:4, "So, my brothers, you also died to the Law through the body of Christ, that you might belong to another, to Him who was raised from the dead, in order that we might bear fruit to God." A believer dies to the Law so that he can belong entirely to Christ and live under His grace.

God's grace separates us from the impossible burden of keeping the Law. Picture in your mind a dead ox hitched up to a cart too heavy to pull. No one would expect him to pull the cart because he is dead. He is released from that great burden and no longer has to struggle against the impossible weight. Like the ox, the Christian is released from the burden of keeping the Law. He is under God's grace and is joined with Jesus Christ under His yoke. Jesus will help him carry the weight of living a righteous life that is pleasing to God. Jesus gave this illustration Himself in Matthew 11:28-30, calling people to come to Him and take His yoke because His burden is light, compared to the impossible weight of the Law. Under our own yoke, we are under the Law. Under Christ's yoke, we are under grace.

As we look back over our study of Romans so far, we can see that God's wonderful grace has provided three things for the believer. First, by grace, through faith in Jesus, the believer has died to sin and been raised up again to live a new life in Christ. He is free to live righteously (Romans 6:11). Second, God's grace gives the believer not only the freedom to live righteously but also the desire. He will want to obey God and it will give him far greater pleasure than sinning (Romans 6:17). Lastly, along with the freedom and desire, God's grace provides the power, or ability, to live rightly through His gift of the Holy Spirit. He no longer has to pull the burden of the Law on his own but can victoriously obey God and please Him. "But now, by dying to what once bound us, we have been released from the Law so that we serve in the new way of the Spirit, and not in the old way of the written code" (Romans 7:6).

It is impossible to pull the burden of obeying God on your own. Run to God and receive His grace, which is found through faith in His Son, Jesus. Then you will enjoy a relationship with Him, serving God joyfully and no longer bound to the impossible burden of the Law.


#### Aim Questions

1. **How has Paul characterized the new life of a Christian so far in his letter to the Romans?** (*The believer is dead to sin and dead to the Law.*)
2. **What is master over a person while he or she is still under the Law?** (*Non-Christians are enslaved to sin.*)
3. **What is God's Law?** (*The commands God gave to His people, the nation of Israel, through Moses, written down by Moses in the Torah—the first five books of the Old Testament*)
4. **What effect does the Law have on our sin?** (*The Law stirs up our sin within us, making us do the wrong thing instead of what the Law commands, which is good and right.*)
5. **What does it mean to be dead to the Law?** (*To no longer be under the Law or bound to it, but released from the burden and responsibility of it—like the dead ox is no longer expected to pull its load.*)
6. **What did Paul teach about being under God's grace?** (*By grace God gives the believer new life in Christ and freedom from sin, a heart that desires to obey, and the Holy Spirit to live the new life with power.*)
7. **Are you under the Law or under God's grace?**



#### Look:



① **Receiving Grace (Worksheet).**  Talk with the students about how Paul said that believers are no longer under the Law but under grace. Grace can be defined as "goodness or loving-kindness," which is freely given by God. We are no longer bound under the Law and trapped in sin, if we have submitted our lives to God and received His gracious gift of salvation. Have the younger students circle the pictures that represent grace (kindness) and put an X on the pictures on **ROM05.GF6 Pg. 1** that represent Law, and have the older students use **ROM05.GF6 Pg. 2**.

- ① **Impossible Burden under Christ's Yoke (Role-Play/Skit)**. 🦋, 🦋 Return to the impossible burden standing unmoved in the corner of the classroom. Ask for any additional volunteers who want to try pulling the load. After a few more have failed, ask the students to describe how this burden is similar to the Law discussed in chapter seven. Now slide a stick or broom handle through the loop at the end of the rope. Invite other volunteers to join you under your yoke, pushing against the stick on both sides of the rope. Have the students turn to Matthew 11:28-30 and read it together. Elicit the students' thoughts of the passage and guide them in understanding its meaning. Explain that in Christ, we are under His yoke of grace, freed from the demands and burdens of the Law.
  
  - ① **Romans Match (Worksheet)**. 🦋, 🦋 Using **ROM05.GF7**, have the students match the words on the left-hand side to the words, phrases, or verses on the right. The verses and most of the words are directly from Romans 7.
  
  - ① **The New Life (Worksheet)**. 🦋, 🦋 Tell the students that before a person is freed by grace, he or she do many evil things in the sight of the Lord. But as a believer, a person is called to obey God's Word and to walk away from the old life. On **ROM05.GF8**, have the students circle the pictures that represent the new life with a green crayon or pencil, and circle the pictures that present the old life with a black crayon or pencil.
  
  - ① **Grace Part 2 (Object Lesson)**. 🦋, 🦋 Have the students sit in the corner facing the sheet. Remind them that something special is behind it that you want to share with them. Explain that the sheet is the Law that binds them from receiving a special gift. Ask the students how they felt about not being able to look behind the curtain during class. Were any of them tempted to take a peak? Remind them that the Law has a way of arousing us to sin at times. Take down the sheet in order to show the "Grace" sign. Remind the students that if we accept God's gift of grace, we are free from the law that separates us from Him.
  
  - **Aim Questions (Worksheet)**. 🦋 Have the students answer the Aim Questions about today's Bible Adventure, **ROM05.GF9**.
  
  - **Passage Review Questions (Worksheet)**. 🦋 This booklet contains many questions from the Scripture passage covered in today's lesson. The students may work on them in class and complete them during the week at home, **ROM05.GF10**.
  
  - **Romans 6:14 (Memory Verse Song)**. 🦋 Words and music for today's memory verse are available upon request from Children's Ministry.
- 



### Took:

- ① **Remember Your Signs (Worksheet)**. 🦋, 🦋 Have the students solve the puzzle in **ROM05.GF11** by spelling out each word in the 'Secret Message' using American Sign Language. There is a Sign Language Alphabet chart in the bottom right hand corner of the worksheet. All of the letters in the chart are used at least once in the 'Secret Message', which is the memory verse for this week, Romans 6:14. This sheet may take them some time so send it home to be worked on with their parents.



① "Grace Is the Key" Gift (Craft). 🎨, 🦋 Each student will need:

- Duplex copies of **ROM05.GF12 Pgs. 1 & 2** on white cardstock
- Duplex copies of **ROM05.GF12 Pgs. 3 & 4** on bronze/gold cardstock
- Metal key ring
- String, yarn, or ribbon
- Glitter Glue

Have the students follow the instructions for creating the craft:

- 1 Color and glitter glue the words on both sides of the verse card.
- 2 Hole punch the six circles around the edge of the card.
- 3 Use string, yarn, or ribbon (be clear on your request) to string through the holes on the card.
- 4 Attach the card and key to the key ring.

Continue the object lesson from the **BOOK** time by reminding the students of a believer's freedom being secured by the key of grace unlocking him from the Law. Encourage the students to share the gift that keeps on giving: God's grace. Much like their own Scripture Key Chain for Romans, this "Grace is the Key" key ring can be made and given to a relative or friend who needs to be encouraged by God's grace. Challenge the students to share what they learned from this lesson with the person to whom they are giving the gift. Can they memorize the verse before giving the gift?




➤ **Romans Hand Motions (Review).** 🎨, 🦋 Teach this week's hand motions that go along with the overview and incentive program of the Romans Medallion-Mobile as described in the **HOOK** time. This will facilitate the memorization of the outline and key verses for the book of Romans. See **ROM05.GF13** for the appropriate hand motions.

# Bound by the Law

Each person is born into this world as a sinner. We can try to live by the rules, but this will not turn us into Christians; only God can do that. God extends His grace to us as a free gift. We call that free gift salvation. Start this maze at the “Old Self” and try to make it to the finish, “God.” (Hint: Only God’s grace through forgiveness can make a way for us to know God.)

Old  
Self




God

# Bound by the Law

## ANSWER KEY

Each person is born into this world as a sinner. We can try to live by the rules, but this will not turn us into Christians; only God can do that. God extends His grace to us as a free gift. We call that free gift salvation. Start this maze at the “Old Self” and try to make it to the finish, “God.” (Hint: Only God’s grace through forgiveness can make a way for us to know God.)

Old  
Self



# Romans 7

Do you not know, brothers—for I am speaking to men who know the Law—that the Law has authority over a man only as long as he lives? <sup>2</sup> For example, by law a married woman is bound to her husband as long as he is alive, but if her husband dies, she is released from the law of marriage. <sup>3</sup> So then, if she marries another man while her husband is still alive, she is called an adulteress. But if her husband dies, she is released from that law and is not an adulteress, even though she marries another man.

<sup>4</sup> So, my brothers, you also died to the Law through the body of Christ, that you might belong to another, to Him who was raised from the dead, in order that we might bear fruit to God. <sup>5</sup> For when we were controlled by the sinful nature, the sinful passions aroused by the Law were at work in our bodies, so that we bore fruit for death. <sup>6</sup> But now, by dying to what once bound us, we have been released from the law so that we serve in the new way of the Spirit, and not in the old way of the written code.

## *Struggling With Sin*


<sup>7</sup> What shall we say, then? Is the Law sin? Certainly not! Indeed I would not have known what sin was except through the Law. For I would not have known what coveting really was if the law had not said, “Do not covet.” <sup>8</sup> But sin, seizing the opportunity afforded by the commandment, produced in me every kind of covetous desire. For apart from law, sin is dead. <sup>9</sup> Once I was alive apart from law; but when the commandment came, sin sprang to life and I died. <sup>10</sup> I found that the very commandment that was intended to bring life actually brought death. <sup>11</sup> For sin, seizing the opportunity afforded by the commandment, deceived me, and through the commandment put me to death. <sup>12</sup> So then, the Law is holy, and the commandment is holy, righteous and good.

<sup>13</sup> Did that which is good, then, become death to me? By no means! But in order that sin might be recognized as sin, it produced death in me through what was good, so that through the commandment sin might become utterly sinful.


<sup>14</sup> We know that the Law is spiritual; but I am unspiritual, sold as a slave to sin. <sup>15</sup> I do not understand what I do. For what I want to do I do not do, but what I hate I do. <sup>16</sup> And if I do what I do not want to do, I agree that the law is good. <sup>17</sup> As it is, it is no longer I myself who do it, but it is sin living in me. <sup>18</sup> I know that nothing good lives in me, that is, in my sinful nature. For I have the desire to do what is good, but I cannot carry it out. <sup>19</sup> For what I do is not the good I want to do; no, the evil I do not want to do—this I keep on doing. <sup>20</sup> Now if I do what I do not want to do, it is no longer I who do it, but it is sin living in me that does it.

<sup>21</sup> So I find this law at work: When I want to do good, evil is right there with me. <sup>22</sup> For in my inner being I delight in God’s law; <sup>23</sup> but I see another law at work in the members of my body, waging war against the law of my mind and making me a prisoner of the law of sin at work within my members. <sup>24</sup> What a wretched man I am! Who will rescue me from this body of death? <sup>25</sup> Thanks be to God—through Jesus Christ our Lord!

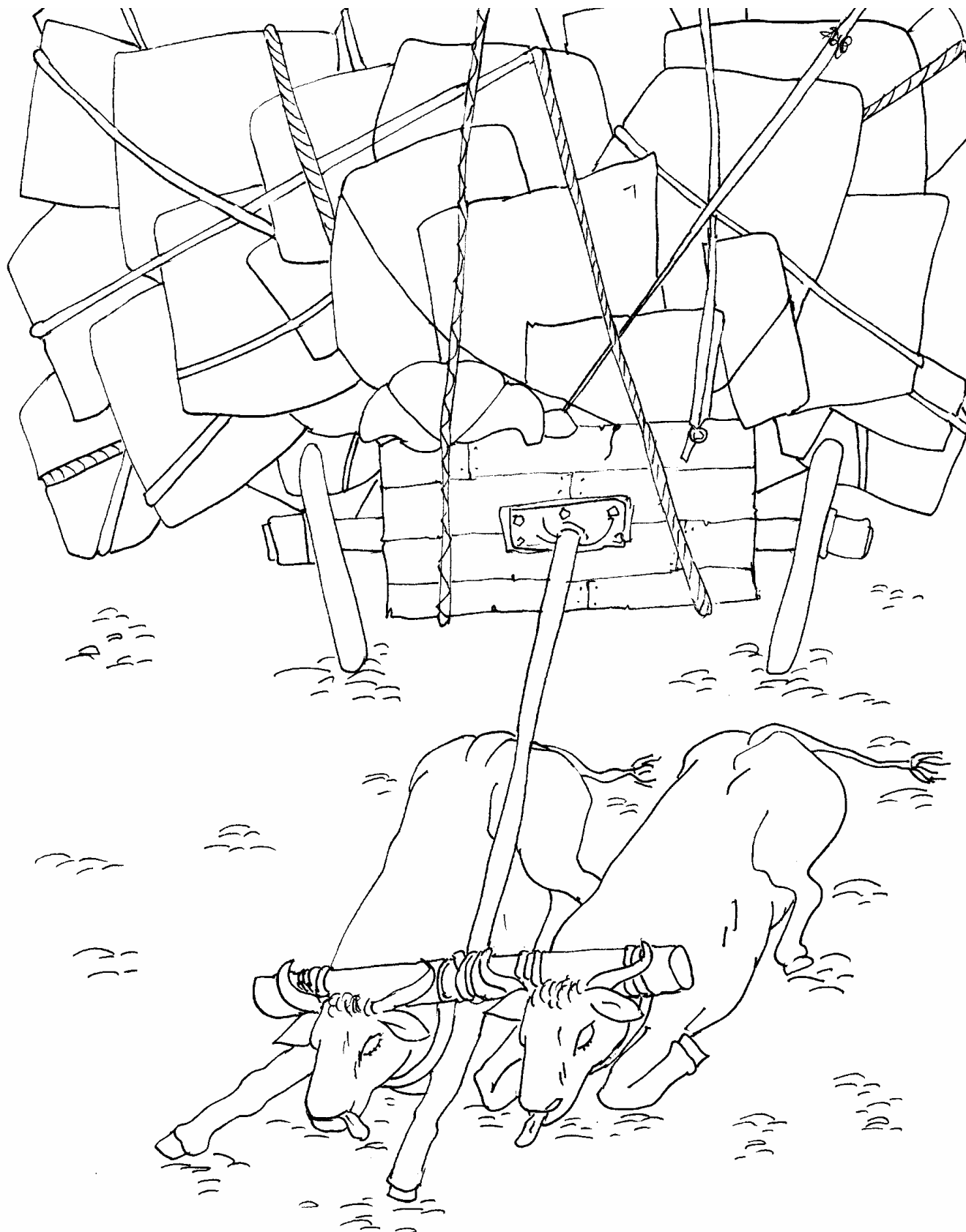
So then, I myself in my mind am a slave to God’s Law, but in the sinful nature a slave to the law of sin.



# God's Law





# Dead to the Law




# Receiving Grace

Paul said that believers are no longer under the Law but under grace. Grace can be defined as goodness or loving-kindness, which is freely given by God. We are no longer bound under the Law and trapped in sin if we have submitted our lives to God and received His gracious gift of salvation. Below are some pictures that represent either law or grace. Circle the pictures that show grace (kindness) and put an X through the pictures that represent law.



# Receiving Grace

Paul said that believers are no longer under the Law but under grace. Grace can be defined as goodness or loving-kindness, which is freely given by God. We are no longer bound under the Law and trapped in sin if we have submitted our lives to God and received His gracious gift of salvation. Below are some pictures that represent either law or grace. Circle the pictures that show grace (kindness) and put an X through the pictures that represent law. After that, do the exercise at the bottom of the page.



Match the following verses to the appropriate picture above:

- Exodus 34:4
- Matthew 5:9
- 1 Samuel 12:12
- Romans 6:6
- James 4:12
- 1 Thessalonians 5:15b
- Acts 20:35



# Romans Match

Match the words in the left column to the best answer in the right column by drawing a line between the two. The verses are in Romans 7, and you will use the words only once.

- |                  |   |
|------------------|---|
| 1. Delight       | 1. An apostle   |
| 2. Obey          | 2. Paul wrote this book.  |
| 3. Paul          | 3. First five books of the Old Testament  |
| 4. Evil          | 4. This is the master over a person while he is living under the Law.                       |
| 5. Grace         | 5. The Liberator, Redeemer, and Savior  |
| 6. Law           | 6. Opposite of good   |
| 7. Holy Spirit   | 7. "For in my inner being I ____ in God's Law."   |
| 8. Sin           | 8. "For sin shall not be your ____, because you are not under law, but under grace." (6:14) |
| 9. Master        | 9. A new believer wants to ____.  |
| 10. Jesus Christ | 10. Enables us to obey God  |
| 11. Romans       | 11. The evil we do is called ____.  |

# The New Life

Before a person is freed by grace, he or she does many evil things in the sight of the Lord. But as a believer, a person is called to obey God's Word and to walk away from the old life. Look at the pictures below and circle the ones that represent the "new life" in green crayon and the "old life" in black crayon.



Repent



"Therefore, if anyone is in Christ, he is a new creation; the old has gone, the new has come!" - 2 Corinthians 5:17

# Aim Questions

Answer the following questions about today's Bible Adventure.

1. How has Paul characterized the new life of a Christian so far in his letter to the Romans?
2. What is master over a person while he or she is still under the Law?
3. What is God's Law?
4. What effect does the Law have on our sin?
5. What does it mean to be dead to the Law?
6. What did Paul teach about being under God's grace?
7. Are you under the Law or under God's grace?

*By grace, God gives the believer new life in Christ and freedom from sin, a heart that desires to obey, and the Holy Spirit to live the new life with power.*



*"For sin shall not be your master,  
because you are not under law, but under grace."*

*Romans 6:14*

## Passage Review Questions

### Romans 7

To whom does Paul say he is speaking to? (7:1)

What example does Paul give to explain his point? (7:2-3)

Why does a believer die to the Law through the body of Christ?  
(7:4)

Before a person becomes a believer, what fruit does he or she  
produce? (7:5)

Is the Law sin? (7:7)

What is the purpose of the Law? (7:7)

How does sin use the Law to accomplish its evil purposes? (7:8)

What is the result of sin's seizing someone's life? (7:11)

How should we view the Law? (7:12)

What does the Law help us to see? (7:13)

What does Paul mean in verses 14-17? (7:14-17)

Apart from Christ, is there anything good in a person? (7:18)

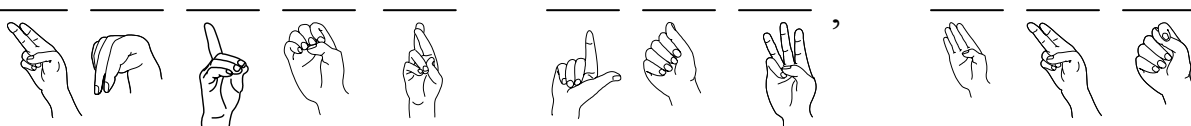
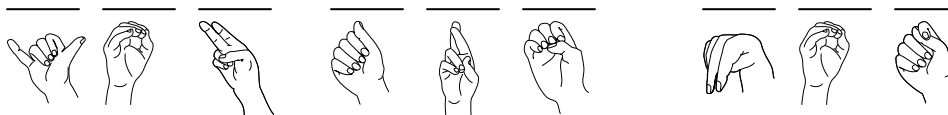
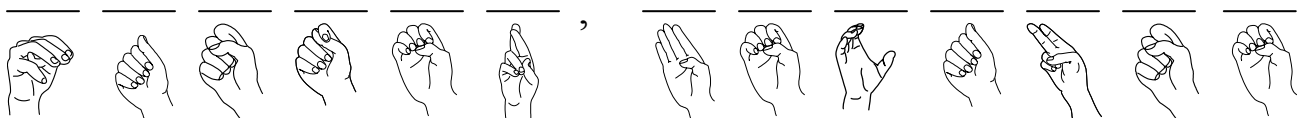
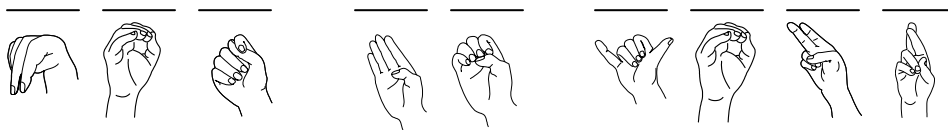
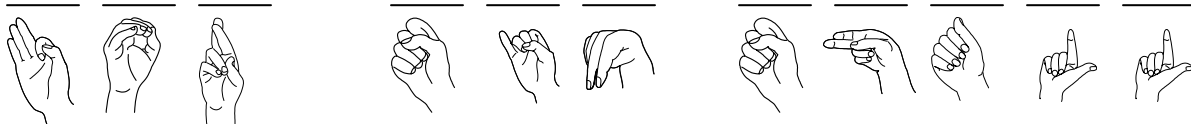
Why do we do what we do not want to do? (7:20)

Who is the only One who can rescue us from the inner battle of sin to obey God's Law? (7:25)

# Remember Your Signs

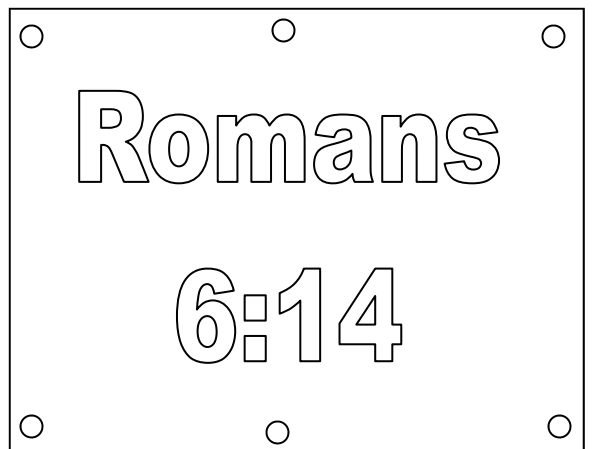
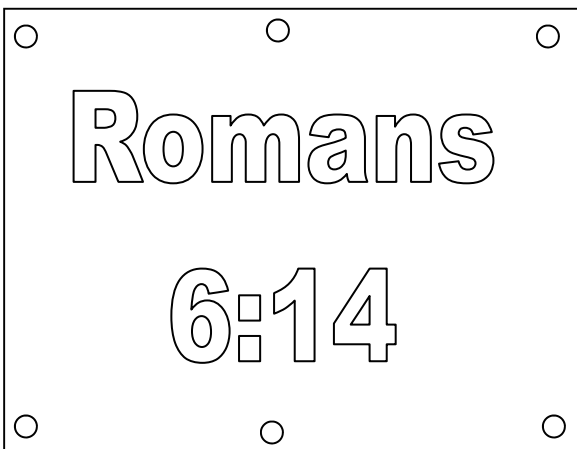
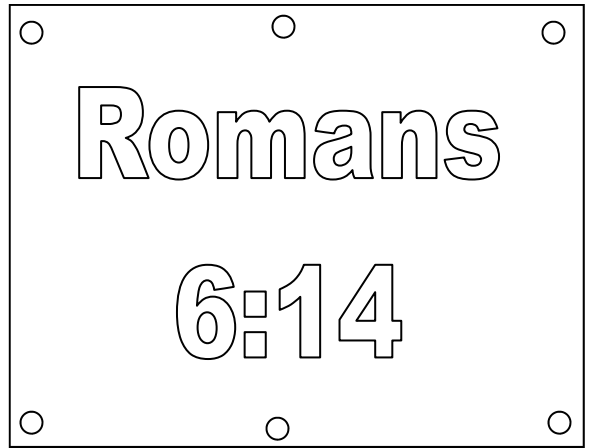
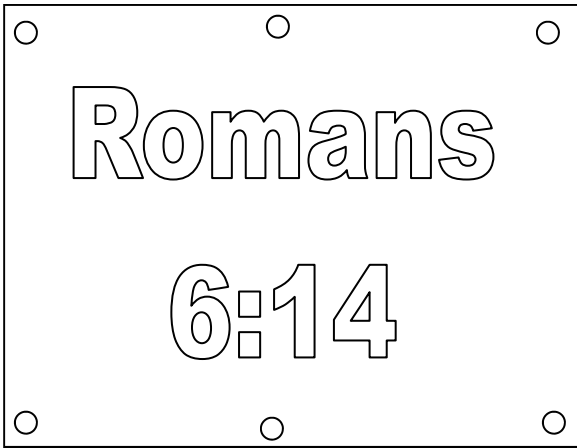
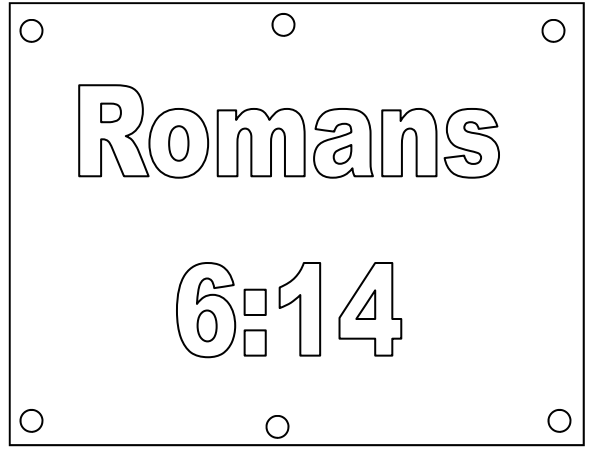
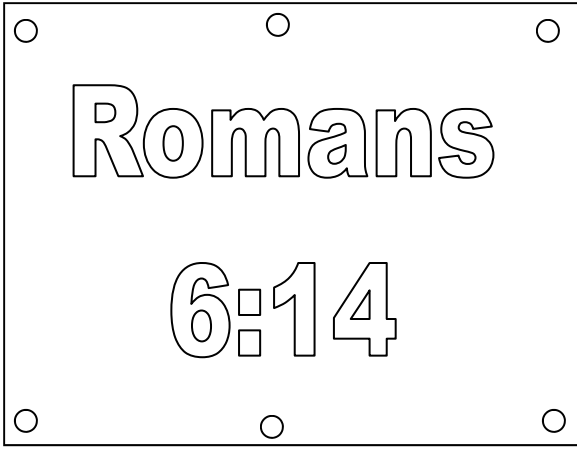
Solve the puzzle below by spelling out each word in the "Secret Message" using American Sign Language. There is a Sign Language Alphabet chart in the bottom right hand corner of this worksheet. All of the letters in the chart are used at least once in the "Secret Message."

“



”

<b>A</b>	<b>B</b>	<b>C</b>	<b>D</b>	<b>E</b>	<b>F</b>	<b>G</b>
<b>H</b>	<b>I</b>	<b>L</b>	<b>M</b>	<b>N</b>	<b>O</b>	
<b>R</b>	<b>S</b>	<b>T</b>	<b>U</b>	<b>W</b>	<b>Y</b>	



Grace

Grace

Grace

Grace

Grace

Grace

