

Materials I Need:

Legend:



= Option 1, Appropriate for 1st – 2nd Grade

= Option 2, Appropriate for 3rd – 6th Grade

Memory Work:

“Count yourselves dead to sin but alive to God in Christ Jesus.” Romans 6:11b

Suggested Thematic Tracks:

① Dead to Sin, Alive to God (Old Life/New Life) – Slave illustration

HOOK: Slaves to Sin or Slaves to Christ (*Discussion/Activity*)
The Burden of Slavery, the Joy of Serving (*Skit/Discussion*)
Slave/Master (*Game/Activity*)
Trapped by the Power of Sin (*Discussion/Demonstration*)

LOOK: Slave Ball and Chains (*Worksheet/Discussion*)
Slaves to Christ (*Craft*)
Slave Chain (*Bible Search*)
Trapped by Sin Maze (*Puzzle*)
Biblical Resources (*Learning Stations*)

TOOK: A Slave to God (*Craft*)
Bound, Then Free (*Craft*)

② Dead to Sin, Alive to God – Baptism illustration

HOOK: What about the Change? (*Song Discussion*)
Born Again (*Skit*)
Attributes of Christ/Attributes of Self (*Activity*)
Dunk that Doll (*Relay*)
It's What's on the Inside that Counts (*Drama*)

LOOK: Baptism (*Worksheet/Discussion*)
Becoming a New Person (*Discussion*)
Place Your Sins on the Cross (*Craft/Activity*)
Biblical Resources (*Learning Stations*)

TOOK: A New Creation (*Craft*)

③ Growth in Holiness

HOOK: Count Your Improvement (*Game*)
New Life (*Discussion/Activity*)

LOOK: Greenhouse of Dead and New Life (*Worksheet*)
Biblical Resources (*Learning Stations*)

TOOK: What's in the Antique Armoire? (*Craft*)
Dead/Alive (*Craft*)
Growing Up to Be More Like Christ (*Craft*)

➤ Complementary Activities

Hook:

➤ **Romans Medallion-Mobile Construction (Review).** 🎨, 🦋 Follow up with the students' take-home Scripture work each week during HOOK time, whether pre-HOOK, as the students come into the classroom, or post-HOOK, after a HOOK activity and before the BOOK as a review. Reward the students who have memorized last week's verse with the next medallion for their mobile. Challenge them according to their ability to memorize all the key verses in Romans up to the current week's lesson. An additional challenge to memorize the outline itself (i.e., Situation, Sin, Salvation, etc.) can be given, as appropriate. Wrap up this "construction" time with a review of the book, so far, using the outline on the Medallion-Mobile and, if you wish, the hand motions.

☐ ① **Slaves to Sin or Slaves to Christ (Discussion/Activity).** 🎨, 🦋 As each student comes in, stamp the back of his or her hand with a stamp that says, "SLAVE." If a slave stamp is unavailable, use an X or write the word "SLAVE" with a marker. After everyone is sitting down, tell them that they are all slaves. Explain that in today's lesson they will learn how we are either a slave to sin or a slave to Christ. Ask them what they think the difference might be. Ask them how one might be a slave to Christ. Do not answer these questions, but tell them to listen for the answers as they hear today's lesson.

☐ ① **The Burden of Slavery, the Joy of Serving (Skit/Discussion).** 🎨, 🦋 Have one teacher dressed in black carry in a ball and chain with signs taped to him that say, "IN BONDAGE," "WRONG," "BOUND FOR HELL," "DEAD," "DOOMED," "SLAVE TO SIN." This person should be slouched over looking very unhappy. Then have a second person, dressed in white, spring into the room, jumping for joy with signs that say, "PRAISE GOD," "BOUND FOR HEAVEN," "RIGHT WITH GOD," "WANTING TO SERVE." Ask the students which person they would like to be. Explain that in today's lesson they will learn what it means to be a slave to sin and a slave to Christ.

☐ ① **Slave/Master (Game/Activity).** 🎨, 🦋 Obtain several sheets of colored paper: two sheets per color. One of these sheets will be cut in half lengthwise to make two separate wristbands. The second sheet will be rolled up to make a scepter or small Gestapo whip. As students arrive, hand out the wrist bands and the whips of each color. For a half-hour, the students with whips will be masters over the students with the corresponding colored wristbands. The students with wristbands are enslaved to only that master with the same color whip as their wristbands. Instruct the slave that he or she must do whatever the master asks (except if it will bring harm to anyone or anything). Give some suggestions and provide the tools necessary. A slave might be asked to clean parts of the classroom, read a book, decorate a cookie, make a gift, polish shoes, or play a game with the master. Talk about what it would be like to be a slave to someone who was evil and made you do bad things. How much nicer it would be to serve someone who was loving and kind and made you do things that were good. Tell the students that this morning they will hear about that very situation. Paul told the Romans in his letter that they were called to be slaves. Who do you think their master was?

☐ ② **What About the Change? (Song Discussion).** 🎨, 🦋 Before class, find a copy of the song "The Change" by Stephen Curtis Chapman. Listen to the song yourself so that you are able to share its meaning with the students. At the beginning of class, have the students listen closely to the song and then discuss its meaning together. It talks about changing your life, both inside and out, when you know Christ. The song cites 2 Cor. 5:17, "Therefore, if anyone is in Christ, he is a new creation; the old has gone, the new has come!" Explain that, through this change, others will see Christ in your actions and attitude that you have. Tell the students that in today's lesson they are going to learn about what it means to die to your sin and be alive in Christ. A person changes when he or she is alive in Christ into someone who shows Christ to others, even in the obedience of baptism.

☐ ② **Born Again (Skit).** 🎨, 🦋 In the book of John chapter 3, Nicodemus comes to Jesus at night and has a discussion with Him. Jesus tells Nicodemus that no one can see the kingdom of God unless he is born again. Nicodemus does not understand what Jesus is saying, so Jesus explains what He means by being born again. Act out John 3:1-8 as an introduction to today's lesson on how a person becomes dead to his old life and is born again into a new life as he places his trust in Christ.

① **Trapped by the Power of Sin (Discussion/Demonstration).** 🎨, 🦋 Tell the students that sometimes Christians think that once they have trusted Christ as their Savior, they can live their lives any way they want to. They may reason that because Christ died and paid the penalty for all their sins (past, present, and future), any sins they now commit are paid for. While it is true that Christ's death was sufficient for all their sin, they are ignorant of the fact that sin still has power to ensnare a person, or entangle him, like a trap (see Hebrews 12:1). A Christian has the choice to sin or not to sin. An unbeliever, or non-Christian, only has one choice, to sin.

Have the students name some sins and list them on the board. Ask for a volunteer to come to the front of the classroom. Ask him or her to demonstrate or act out one of the sins on the board. Explain that committing the sin once may not powerfully entangle the one who sins but, if a person continues to repeat the sin, it will certainly trap him. In order to show the students how this works, take a spool of black heavy thread and make one wrap around the wrists of the volunteer and tie the thread. Have the volunteer break the thread. Tell the students to imagine that (the name of the volunteer) continues to repeat the same sin over and over again. Wrap the black heavy thread many times around the wrists of the volunteer until it is impossible for him or her to break the threads. Have the student attempt to break the threads. Explain that the student is trapped and there is only one way for him or her to break the bonds of sin. Ask the class what they think that may be, then explain that only the power of Christ can break the bonds of sin. Use a sharp pair of scissors that are labeled "The Power of Christ" to cut the bonds.




Debrief: Ask the students to think about what it would be like to get tangled in a giant spider web where every strand makes the spider's trap more difficult to break free. Continuing in a habit of sin is like adding strands around yourself. Christ can break the power of sin in any person, but even Christians will struggle longer in sin's trap if they return to a sin again and again. The writer of Hebrews tells his readers to throw off all that hinders them from running the race of faith (12:1).




② **Attributes of Christ/Attributes of Self (Activity).** 🎨, 🦋 Using **ROM04.GF1 Pg. 1**, cut apart the attributes and mix them up. Place them face down on the table. Tape the picture of Christ and the picture of the child on the wall, **ROM04.GF1 Pg. 2 & 3**. One by one, have the students select an attribute and paste it on the appropriate picture. Ask the students:




1. What are the differences between Christ and us?
2. What is our nature versus His nature?
3. What if we could be given a new life where we became more and more like Christ?

② **Dunk that Doll (Relay).** 🎨, 🦋 Create a fun relay game for the students to be introduced to today's memory verse and the illustration of baptism. Each relay line should be given a paper man-doll or plastic action-figure (try to steer clear of infant baptism) to carry to the opposite side of the classroom while crab walking, moon walking, tricycling, or the like. At the opposite side, the students will show the act of repentance with their dolls by turning 180 degrees and heading back to the line where there will be a bucket of water to immerse the doll. After dunking the doll, the student will recite the memory verse before handing the doll over to the next person in line. Paul uses the illustration of baptism to teach about dying to sin and rising again to life in God.

② **It's What's on the Inside that Counts (Drama).** 🦋 This drama requires three teachers. One teacher will act as the Lord near the end of the skit. Two teachers will have the same props: a Bible, WWJD bracelets, a sticker on their shirts that says, "I Love Jesus," or whatever else you can find. Have a short scenario with each of these teachers portraying a part of their day. One takes time to pray and study his or her Bible, has patience with problems at school, and shares Christ with friends, etc. The second person rushes into the day and is frustrated with everything he or she has to do, doesn't talk very nicely to friends, takes a minute to read the Bible so that others see, etc. Both these scenarios make a statement at some point about how these people love the Lord. At the end, they both die (portray scene change creatively) and, when talking with the Lord, He commends the first person for his or her faithfulness on earth and He tells the other person that He never knew him or her. That person may have said that he or she was a Christian but never gave up the old life and let Christ come in.

 ③ **Count Your Improvement (Game).** ,  Bring in a variety of soft objects ideal for juggling and a stop watch with a count down feature. Divide the students into small groups of 6-10 persons. Explain that the objective of each group is to juggle as many objects in the air as possible within a one-minute time period. The students cannot drop or hold any of the objects. This is a group juggle and requires every person's participation. Juggling cannot occur in a pattern, either, but throws must be random. These are the only rules, however, and it is important for the teachers to encourage the students to think about how they can improve their count of juggled objects. Paul taught about how Christians improve in righteousness. They grow in holiness, becoming more like Christ. Paul also instructs us to "count" ourselves dead to sin and alive to God. This kind of counting is necessary for our improvement, or growth, in Christ.

 ③ **New Life (Discussion/Activity).** ,  Bring in a variety of materials or live examples of new lives. These can be human (infants) or animal examples (puppies or kittens) or examples of giving new life to something, such as a heart transplant, an antique, old house, old car, etc. Have the students describe the differences between old and new life. Explain that Paul describes a special new life we can experience as Christians when we put our faith in Christ.

 ➤ **Romans Medallion-Mobile (Review).** ,  Utilize this overview tool and incentive program to motivate the students and their parents to memorize the outline and key verses for the book of Romans. Devote time in your classroom to equip the students with a framework for assimilating and retaining the deep truths of God's righteousness in Paul's letter to the Romans. Review the incentive program at length with the students (see the note to parents on the Scripture Key Chain) and encourage them to ask their parents to participate with them. Show the students both components of the program, the Take-Home Scripture Key Chain and the Medallion-Mobile itself, before passing out the Scripture Key Chain to any new participants. Direct them to memorize the next verse in the key chain for next week in order to be rewarded with the next medallion. These mobiles will be hung from the ceiling in the classroom over the next three months as the students are rewarded each medallion.



Book:

Presentation Ideas –

 **Buried with Christ (Illustration/Coloring Page).** ,  Romans 6:4, **ROM04.GF2.**

 **Raised with Christ (Illustration/Coloring Page).** ,  Romans 6:4, **ROM04.GF3.**

 **Dead to Sin, Alive to God (Illustration/Coloring Page).** ,  Romans 6:11, **ROM04.GF4.**

Bible Adventure for 1st – 6th Grades –

Take a minute to think about how many toys you have owned in your lifetime. Do you still have all of them, or have some been broken or lost? Maybe you gave away a lot of them or sold them at a garage sale. Most of us, when we grow up still have a few toys around that we played with as kids. Probably most of them are worthless, and we hold on to them because of the good memories that go with them, but there may also be a toy or two that are actually valuable. They may become even more valuable the longer we keep them. It's the same with clothing or furniture or household things. Some things are saved for years and years because of their value. We call these things "antiques." Because they are valuable, we set them apart from our other belongings. We might even put them in a special place where people can see them and enjoy them right along with us.

Did you know that Christians have been set apart by God and put in a special place to please Him and to show others how wonderful He is? We'll talk more about this in a minute, but first, let's take a look at what Paul was teaching us in the first five chapters of Romans. At the beginning of his letter, Paul told a little about himself and how he hoped to visit Rome. Then right away he wrote about the Gospel of God, the good news that Jesus Christ had come to earth to take the punishment for the sins of each and every person who has ever lived. Paul told the Romans that God had called him to share the Gospel wherever he went. Paul also wrote about our very serious problem with sin, how no one can ever be good enough to be accepted by a holy God. God has no choice but to find sinful man guilty and sentence him to death.

Paul knew that men and women, boys and girls, needed to hear that they had a deadly problem of sin before they could understand the Good News he would tell them. Paul wrote that there was only one answer to the sin problem and that is to: believe that Jesus, God's Son, died in the place of every single sinner, that each one of us is a sinner, and that each one needs to trade his sin for the perfect righteousness of Christ. When we do this, we immediately become "justified" (remember, JUST-AS-IF-I'D NEVER SINNED). This person is now what the Bible calls a believer, and he finds himself in a special place, just like those antiques we were talking about. He is no longer guilty, but God says he is righteous, just as if he'd never sinned. He is ready to begin his new life in Christ. This is the life Paul described in chapters 6, 7, and 8 in the book of Romans.

In these three chapters, Paul wrote that the one who believes in the Gospel is born again into a new life of holiness. The word holiness means to be set apart. God takes us from our old life of rebelling against Him, and gives us a new life where He sees us as right with Him because we have trusted Christ. Like the antique, God gives the believer a special purpose—to live a new life of holiness that makes people want to know more about the God we serve. We need to remember that becoming holy takes time. No one is holy like God is holy, but as we follow Christ and obey God's Word, God changes us inside to be more and more like Jesus, the perfect, holy Man.

When we read the part of Paul's letter that is marked chapter 6, we learn an important truth about this new, set-apart life of the believer: the new believer is dead to sin and alive to God. To help us understand this truth, Paul wrote about baptism. When a person believes in Jesus and follows Him as Lord, he is commanded to be baptized. He shares his faith and then is dipped underwater, then raised up out of the water. This shows in a very real way what has happened inside that believer. When he goes under the water, it shows that Christ died and was buried, and that the believer has died to his old way of life. Then, as he is raised up out of the water, it shows that, as Christ was raised from the dead, the believer is being raised by God to a brand new way of life!

You've all seen a dead animal or bird. If you poke it with a stick, what happens? Absolutely nothing. There is no power left in it at all, is there? In the same way, a Christian is dead to sin. Once sin controlled his life; now it has no power at all over him. Paul wrote, "For we know that our old self was crucified with [Jesus] so that the body of sin might be done away with, that we should no longer be slaves to sin" (6:6). When Jesus was crucified, He died. When a Christian's old self, or sinful self, is crucified with Jesus, it dies, too. The old self is what the Bible calls "the flesh." Our bodies of flesh are weighed down with sin. This sin in us can make us do the wrong thing even when we want to do the right thing. Before God rescues the believer, he is controlled by sin, just like a master controls a slave. The only way to escape this evil master is to have it crucified with Christ. If the master is dead, the slave no longer has to obey him. Paul said to consider ourselves dead to sin just as Jesus died to sin: "Count yourselves dead to sin but alive to God in Christ Jesus" (6:11b). Can you imagine a slave going back to his dead master and asking him for orders?

Showing that we are dead to sin and alive to God is a way to show His glory and power, which is why we are set apart. Like an antique, the Christian is to make plain the power of God to others. We don't do this on our own. Listen again to Paul's words in Romans 6:11b: "Count yourselves dead to sin *but alive to God in Christ Jesus.*" In Christ, we have the power to win the battle over sin and death. We are no longer slaves to sin, but slaves to what is right in God's eyes. God changes the believer's heart so completely that he wants only to do what is right. The more he does what is right, the more he becomes holy, like Christ. This is what the Bible calls "sanctification."

All of the things Paul wrote about in Romans 6 have one thing in common—they are all God's work. He helps us to see our sin and our need for His Son as our Savior. He takes care of our sin problem and gives us a brand new life in return. He gives us the power to win the battle with our body of flesh. He gives us the desire to obey Him. Do you see how much we need to depend on our powerful God, every minute of every day? Has He shown you your need for Jesus Christ? Have you responded? Are you remembering every day that you are "dead to sin and alive to God in Christ Jesus?" In Christ, we have the power to live holy lives that show how awesome and mighty our God is!!

Aim Questions

1. **What has Paul already discussed in his letter to the Romans (chapters 1-5)?** *(His situation and reason for writing, the Gospel of God, the sin and condemnation of man, the salvation and justification in Christ by faith.)*
2. **What is the new position of a believer before God?** *(Justified—declared righteous—and set apart for God.)*
3. **Describe the new life of a person who has been born again by the Holy Spirit.** *(Life of righteousness, freed from sin, growing in holiness, choosing righteousness.)*
4. **How does Paul use death and slavery to teach about this new life?** *(Christians are dead to sin and now can part with this old life; sin is no longer their master and does not have power over them, and now they are slaves to righteousness under Christ.)*
5. **How does baptism symbolize the reality of a believer's new life?** *(Under water = buried with Christ into His death; out of water = raised with Christ into His resurrection and new life.)*
6. **Are you dead to sin and growing in Christ's new life of holiness?**



Look:



① **Slave Ball and Chains (Worksheet/Discussion).** 🧑, 🦋 Remind the students that in today's lesson they learned how we are all slaves to sin. Explain that this sin in us can make us do the wrong thing even when we want to do the right thing. But when we put our faith in Christ, we can have victory over sin. We become slaves of righteousness wanting to do what is right. Ask the students if this means we no longer sin. Then explain that we may mess up now and then, but we will feel bad and want to ask forgiveness for what we have done wrong. Pass out Slave Balls and Chains from **ROM04.GF5**. Have the students write at least two examples of things that could show that someone is a slave to sin (selfish, always drawing attention to self, cheating, stealing, talking behind others' backs, etc.), and two examples of things that could show that someone is a slave to Christ (caring, patient, showing love toward others, unselfish, self-controlled, etc.). Ask the students to think about which things characterize their lives.



① **Slaves to Christ (Craft).** 🧑, 🦋 Each student will need:
1 ball cut out of black construction paper using **ROM04.GF6 Pg. 1** as a pattern
8 strips of yellow construction paper about 8" long by 1" wide (see pattern on **Pg. 1**)
copy of the verse from **ROM04.GF6 Pg. 2**
glue and/or tape
staples

Glue the verse onto the ball. Make paper chains and glue, tape, or staple them to the ball. This craft is a reminder that we no longer have to be slaves to sin when we believe in Christ and live for Him.



① **Slave Chain (Bible Search).** In Romans chapters 6-8, Paul discussed our old life and our new life. While in the old life, we are enslaved to sin, but when we are given new life in Christ, He becomes our Master and we become slaves to righteousness. Divide the students up into small groups to explore these three chapters and find as many verses relating to the metaphor of slavery as they can. When they find verses, each team member is to write the verse down on a strip of cardstock paper **ROM04.GF7**. These strips will be used for the TOOK craft "Bound, Then Free."



① **Trapped by Sin Maze (Puzzle).** 🧑, 🦋 Duplex **ROM04.GF8 Pgs. 1 & 2**. Ask the students if they can find their way out of the sin trap on page 1. If they need help, tell them that there is an escape hole that they must go through to the other side of the page. When they find the escape hole and go to the other side, ask them how they got free.

- ② **Baptism (Worksheet/Discussion).** 🎨, 🦋 Review with the students how baptism is God's own symbol for teaching the concept of new life. When we believe in Christ, we become dead to sin and alive to Christ. To gain an understanding of how the students understand this concept, have them tell you of what baptism is a picture. Using **ROM04.GF9**, have the students look up the verses on baptism and ask some to volunteer to explain what they mean.
- ② **Becoming a New Person (Discussion).** 🎨, 🦋 In today's lesson the students learned that when we become Christians—believing in Christ by faith—we are given a new position of righteousness, set apart to display God's glory. This is an excellent time to share your testimony. Describe how you were before you became a Christian and how you have changed and grown since you trusted in Christ. After you have shared your testimony, ask if any of the students have received new life and ask them to share about it.
- ② **Place Your Sins on the Cross (Craft/Activity).** 🎨, 🦋 Prepare the class beforehand with a large cross (either real or paper) in the classroom filled with white hearts (duplex copy **ROM04.GF10 Pgs. 2 & 3**). Each student should have a blank heart from **ROM04.GF10 Pg. 1** and write attitudes, actions, thoughts, feelings, or activities that would be considered sinful before a holy God. Once they have filled the heart with these sins, have them color over the entire heart with a black or gray crayon. Tell them that if we turn our lives over to Christ so that He now is in charge of everything we do, say, think, and feel, our sins are forgiven, nailed to the cross, and we are given new life in God. Each student can take the heart and tape it, or actually nail it, to the cross, and exchange it for a clean one. As the student removes a clean heart from the cross, he or she can turn it over and see that it says "A New Life in Christ."
- ③ **Greenhouse of Dead and New Life (Worksheet).** 🎨, 🦋 To review characteristics of an "Old Life," a life without Christ, and a "New Life," a life with Christ, have the students match the characteristics on **ROM04.GF11**.
- ①, ②, ③ **Biblical Resources (Learning Stations).** 🦋 Provide different Biblical resources for different learning stations. Include such resources as Bible dictionaries, handbooks, Vines Expositor Dictionary, commentaries, Thompson Chain Reference (cross references), Bible encyclopedias, etc. Assign one adult per learning station to guide the students. Give each student paper and pen to record all the learnings. All students will study the same word/concept. If this activity is used for track three, the students will study "holiness." If for track two, "baptism." And if for track one, "slavery." At the end of this activity, discuss with the students both their understanding of the concept as it relates to the passage in Romans and their understanding of the benefits of each Biblical resource.
- **Aim Questions (Worksheet).** 🎨 Have the students answer the Aim Questions about today's Bible Adventure, **ROM04.GF12**.
- **Passage Review Questions (Worksheet).** 🎨, 🦋 This booklet contains many questions from the Scripture passage covered in today's lesson. Students may work on them in class and complete them during the week at home, **ROM04.GF13**.
- **Romans 6:11 (Memory Verse Song).** 🎨 Words and music for today's memory verse are available upon request from Children's Ministry.
-



Took:



① **A Slave to God (Craft).**   Each student will need:

ROM04.GF14

scissors



glue or tape

Using **ROM04.GF14**, have the students cut out the links for the slave chain and write different ideas on them for serving God. Once you have determined approximately 4-5 for each student, they can make these into chains by linking them together. Once the chain has been made, you can make the bracelets at either end of the chain. One bracelet reads “God,” and the other bracelet reads “slave to.” Make the bracelets large enough so the students may slip them on and off over their wrists. The students can take these home and hang them where they will be reminded of whom they are serving. Talk with the students about how we can serve God this next week and how His will can be accomplished through us. Discuss how they can consider themselves an instrument of righteousness, directed by God.





① **Bound, Then Free (Craft).** Use the cardstock strips used in the “Slave Chain” LOOK activity to construct these “breakable” wrist shackles (**ROM04.GF7**). **ROM04.GF15** should be requested in a different color cardstock than the cardstock used for the “Slave Chain” LOOK activity. Give the students two shackle cuffs for their wrists. These should be stapled loosely enough for the students to slide the cuffs on and off. Additionally, give the students the two breakable chain links, one marked, “Romans 6:17, ...Though you used to be slaves to sin...” and the other marked, “Romans 6:18, You have been set free from sin and have become slaves to righteousness.” Place the small Velcro stickers on the circles marked on the chain links. Show the students how they can break free from the bonds of sin and explain how this really happens in our hearts through faith in Jesus Christ.



② **A New Creation (Craft).**   Explain to the students that as a new creation in Christ, we no longer live for ourselves, we now live to serve a holy God. As we live in this manner, we are becoming sanctified. Supply the students with a variety of craft supplies to make a “new creation.” Request a variety of craft materials from Children’s Ministry. The greater the variety, the more original the new creation. Talk to them as they create these items about how the life of a believer should be different from that of an unbeliever. Have them use the clean hearts that they received during the LOOK time activity as a base for this masterpiece, **ROM04.GF11 Pg. 2**. Be sure to keep these creations controlled so they are not any larger than the heart. Have them paste the labels from **ROM04.GF16 Pg. 1** randomly all over the “new creation.” Once completed, the creations can be taped or glued to the heart bases. Paste “A New Creation” label from **ROM04.GF16 Pg. 2** onto the base.



③ **What’s in the Antique Armoire? (Craft).**   Each student will need:

ROM04.GF17 copied onto cardstock

glue

scissors

markers, glitter, decorative items

Have the students follow the directions below to finish their crafts:

1. Cut out the armoire.
2. Cut out the doors on the heavy black lines.
3. Glue the New Life squares onto the back of the armoire so that they show through when the doors are open.
4. Color and decorate the armoire.

This take-home craft can be put in a place that will help remind the students of the analogy in today’s lesson of the antique that is set in a new position to live a new life as an object of art. Like the antique, the Christian is given a new position of righteousness to live a new life of holiness, set apart to display God’s glory. The doors of the armoire will open to reveal areas in their lives that they should see if they have become Christians and have a new life of holiness.

☐ ③ **Dead/Alive (Craft)**. 🐛, 🦋 Each student will need:

1 verse from **ROM04.GF18**
construction paper
fresh or silk flower
dead leaf
glue
scissors

Have the students follow the directions below to complete their crafts:

1. Staple the leaf and the flower to the construction paper.
 2. Cut out the memory verse pieces from **ROM04.GF18** and paste them in proper order.
- Discuss with the students the differences between that which is dead and that which is alive.

☐ ③ **Growing Up to Be More Like Christ (Craft)**. 🐛, 🦋 Each student will need:

ROM04.GF19 Pg. 1 example sheet
craft pieces from **ROM04.GF19 Pgs. 2–5** which have been copied onto multiple colored sheets of paper
1 sheet of construction paper
crayons or markers
scissors

Have the students assemble the parts of the potted flower on the construction paper as shown on the example sheet. Tell the students that as we become sanctified, we give off a sweet aroma to God. Talk with them about each one of the pieces as they assemble their flowers.

☐ ➤ **Romans Hand Motions (Review)**. 🐛, 🦋 Teach this week's hand motions that go along with the overview and incentive program of the Romans Medallion Mobile as described in the HOOK time. This will facilitate the memorization of the outline and key verses for the book of Romans. Refer to **ROM01.GF19** for the appropriate hand motions.

Attributes of Christ

Holy *Humble* *Eternal*
Perfect *Powerful* *Righteous*
Gracious *Ultimate Servant*
Forgiving *Trustworthy*
Merciful *Peaceful* *Sinless*

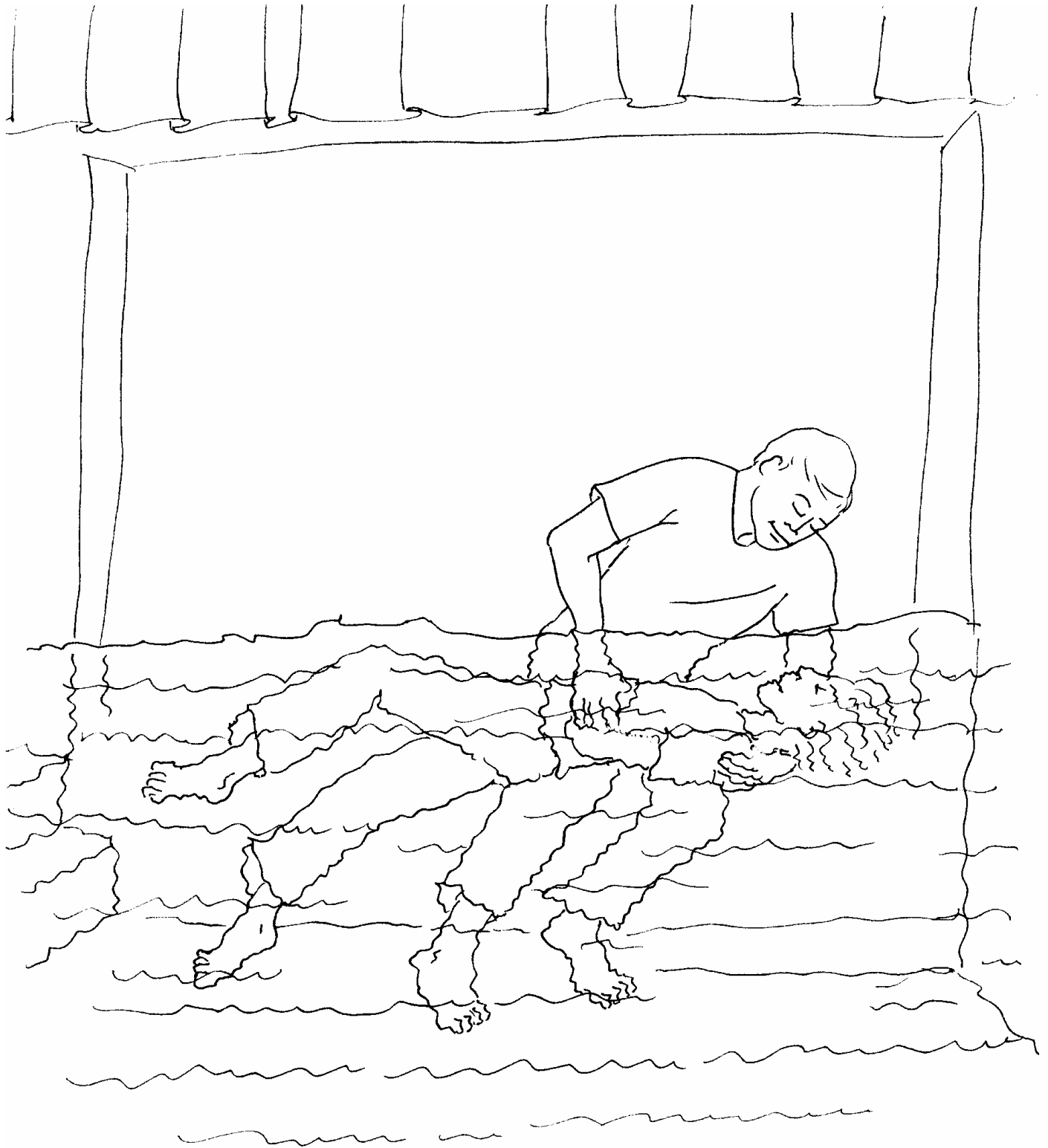
Attributes of Self

Self-focused *Mortal* *Wicked*
Prideful *Hard-hearted*
Envious *Worrisome* *Condemned*
Greedy *Unrighteous* *Stubborn*
Living for me *Sinful* *Anxious*







Buried with Christ






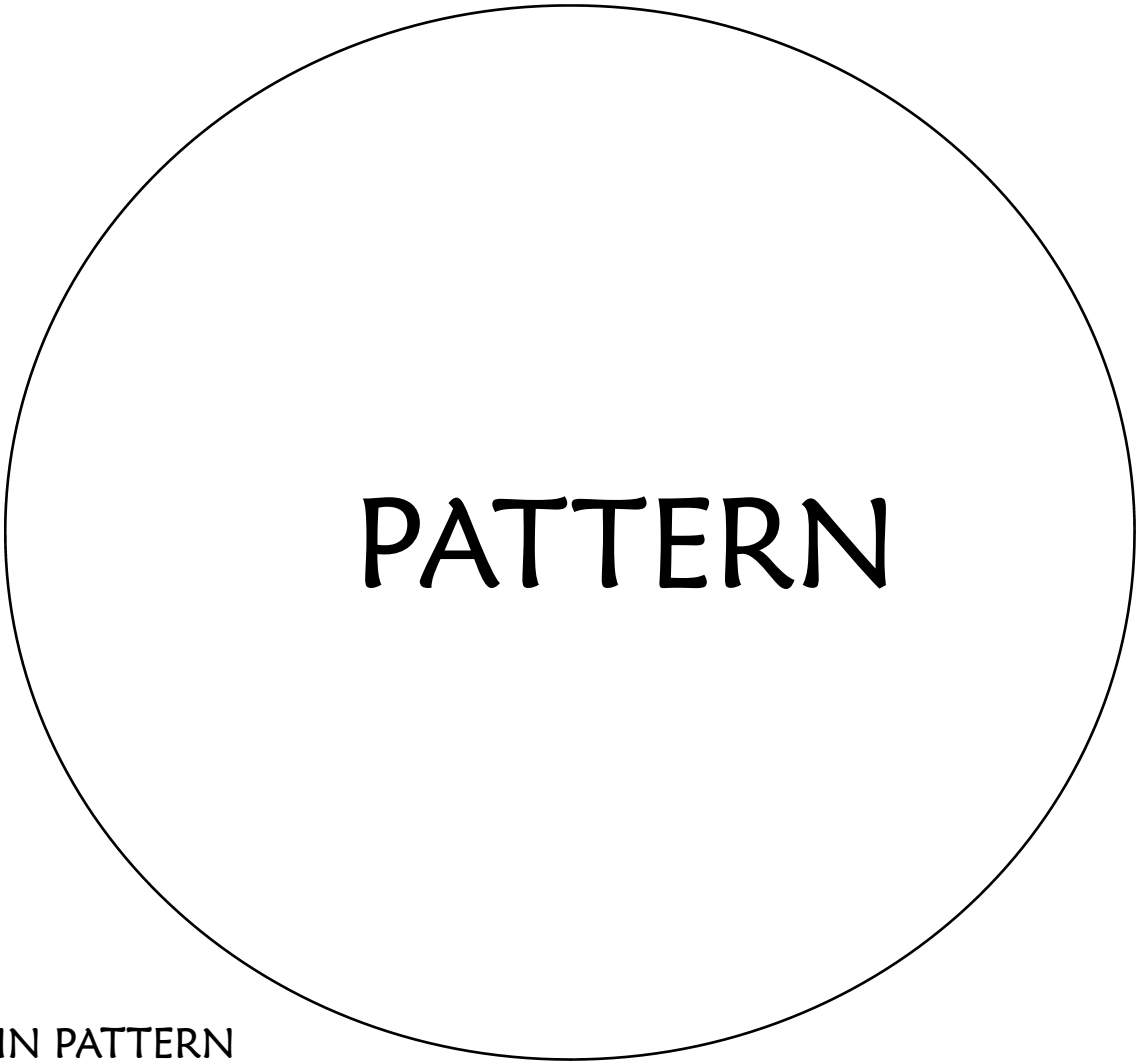
Raised with Christ



Dead to Sin, Alive to God







CHAIN PATTERN

“For we know that our old self was
crucified with Him
so that the body of sin
might be done away with,
that we should no longer be slaves
to sin.”
Romans 6:6

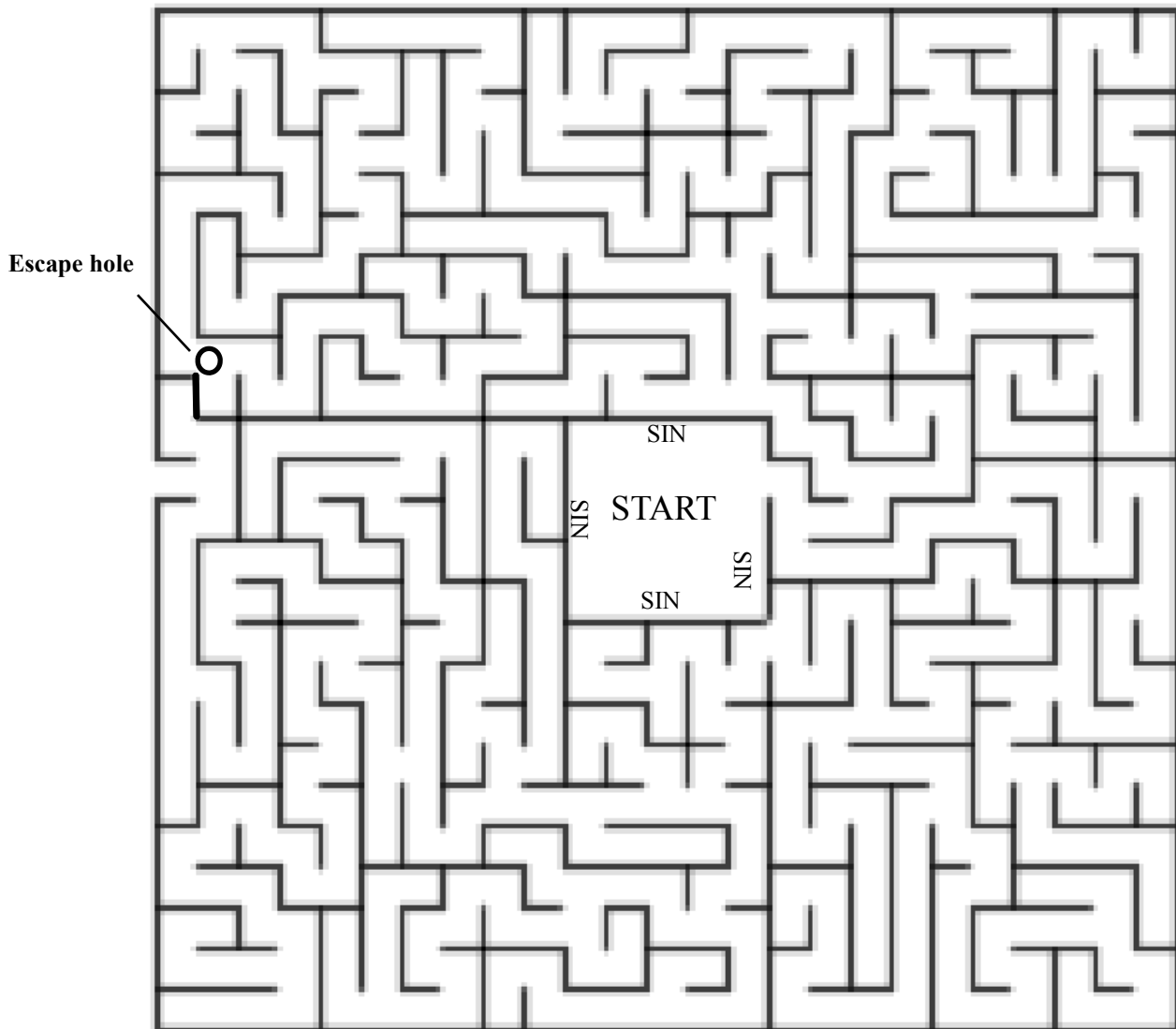
“For we know that our old self was
crucified with Him
so that the body of sin
might be done away with,
that we should no longer be slaves
to sin.”
Romans 6:6

“For we know that our old self was
crucified with Him
so that the body of sin
might be done away with,
that we should no longer be slaves
to sin.”
Romans 6:6

“For we know that our old self was
crucified with Him
so that the body of sin
might be done away with,
that we should no longer be slaves
to sin.”
Romans 6:6

Trapped by Sin


Imagine that you are trapped in the center by sin.
Can you find your way out?



You Have Been Set Free

2 Corinthians 5:17 "Therefore, if anyone is in Christ, he is a new creation; the old has gone, the new has come!"

Romans 6:14
"For sin shall not be your master, because you are not under law, but under grace."



You have been set free from sin. It is no longer to be your master.

Romans 6:11 "In the same way, count yourselves dead to sin but alive to God in Christ Jesus."

BAPTISM

ACTS 2:38

JOHN 1:33

ACTS 16:15

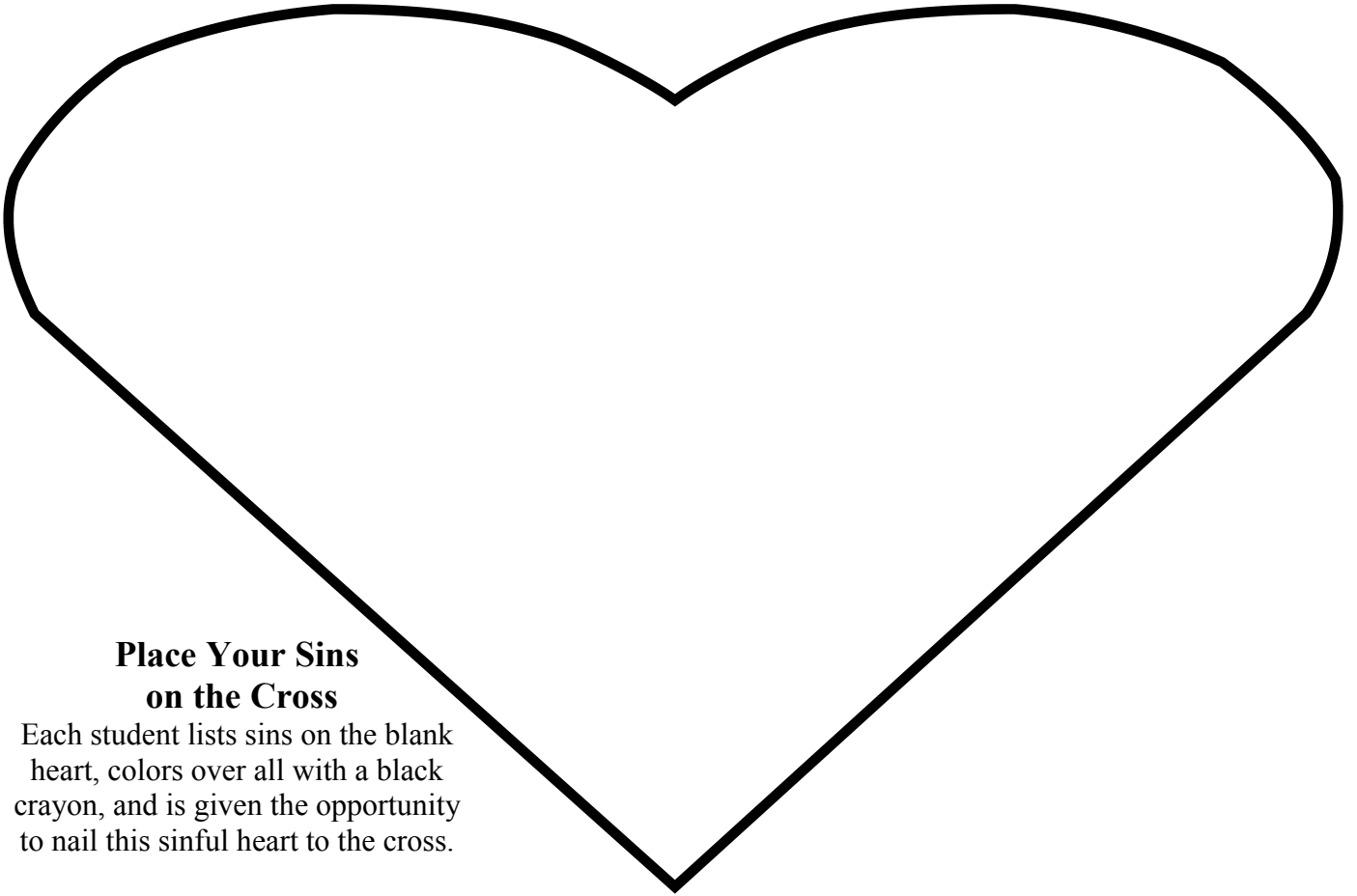
**MATTHEW
3:5&6**

PETER 3:21

**EPHESIANS
4:5**


ACTS 8:36


LUKE 3:21



**Place Your Sins
on the Cross**


Each student lists sins on the blank heart, colors over all with a black crayon, and is given the opportunity to nail this sinful heart to the cross.





Instructions:

Each student exchanges his or her sinful heart for a blank (clean) heart. These are then used as the base for the “new creation” crafts.





*A New Life in
Christ*



*A New Life in
Christ*

Old Life

New Life

When we become Christians, we are given a new life with Christ. We have victory over sin. Like a plant that grows, a believer grows up in holiness, maturing to the likeness of Christ Himself. A "born-again" Christian puts away his old life and begins a process of growing up in his new life.

Draw a line from the living and growing plant to the examples that show characteristics of someone with new life in Christ. Draw a line from the dead plant to the examples that show characteristics of an old life.



- ◆ You want to do what is right. When you do something wrong, you feel bad and want to make it right.
- ◆ You think of yourself first. You want the biggest cookie, the best clothes, and always to be first in line.
- ◆ You don't think twice about lying, cheating, or stealing.
- ◆ You are a slave to sin.
- ◆ You are becoming more and more like Christ as you grow in holiness.
- ◆ You want to serve others and share Christ with those who don't know Him.
- ◆ You are set apart for God and have a life of righteousness.
- ◆ You don't care about those around you, and you think only about what is best for you.

Aim Questions

Answer the following questions about today's Bible Adventure.

1. What has Paul already discussed in his letter to the Romans (Chapters 1-5)?
2. What is the new position of a believer before God?
3. Describe the new life of a person who has been born-again by the Holy Spirit.
4. How does Paul use death and slavery to teach about this new life?
5. How does baptism symbolize the reality of a believer's new life?
6. Are you dead to sin and growing in Christ's new life of holiness?

A Christian is concerned about living for God and denying the old desires. We must submit ourselves before the Lord daily and seek His will always as new creations.



*"Count yourselves dead to sin but alive to God in Christ Jesus."
Romans 6:11b*

Passage Review Questions

Romans 6:1-23

What does Paul say about continuing to sin so that God may continue to show us grace? (6:1-2)

How are we able to become a new person and live a new life? (6:4)

In what are we united with Christ? (6:5)

Why was our old self crucified with Christ? (6:6)

If a person has been crucified with Christ, from what has he been freed? (6:7)

What cannot happen to Jesus since He was raised from the dead? (6:9)

For whom does Jesus live? (6:10)

If we are dead to sin, then we are alive to whom? (6:11)

If a person has died to sin, what should he or she no longer allow the flesh to do? (6:12)

What should we offer to God? (6:13)

What no longer controls us since we are no longer under the law? (6:14)

If a person is no longer a slave to sin, to what is the person a slave? (6:16-18)

From what were you free when you were a slave to sin? (6:20)

What is the result of sinful desires? (6:21)

How do you benefit from being a slave to God? (6:22)

What is the wages of sin? (6:23)

What is the gift of God? (6:23)

A Slave to God - Shackles Craft

Have the students cut the strips below to make a chain. Ask them to think about, and write inside these strips, ways that they can serve God this coming week. Turn the strips inside out and fasten in a circle so that you can read what they wrote on the outside of each link. Allow the students to make as many of these links as they can think of acts of service. The second link is looped through the first one and so on until the chain is complete. Attach the wrist shackles (God & Me) to the ends of the chain so that they fit loosely over the students' hands. The students can take these home and hang them in a special spot to see each day.

GOD

SLAVE TO

(Cuff for Wrist)

**Romans
6:17**

“...Though you used to be slaves to sin...”

Velcro
Here

**Romans
6:18**

**“You have been set free from sin and
have become slaves to righteousness.”**

Velcro
Here

(Cuff for Wrist)

**Witnessing
to Others**

Displaying Spiritual Fruit

**Fellowshipping with
other believers**

Serving in Ministry

Praying

Seeking Wisdom

Praying

Developing Strong Faith

**Reading
God's Word**

Obedience

**Witnessing
to Others**

Obedience

Displaying Spiritual Fruit

Developing Strong Faith

**Fellowshipping with
other believers**

**Reading
God's Word**

**Desiring to do
the will of God**

Serving in Ministry

**Desiring to do
the will of God**

Seeking Wisdom

Praying

Developing Strong Faith

**Desiring to do
the will of God**

**Reading
God's Word**

Obedience

**Witnessing
to Others**

Displaying Spiritual Fruit

**Fellowshipping with
other believers**

Serving in Ministry

Seeking Wisdom

**Desiring to do
the will of God**

**A New Creation
in Christ**

**A New Creation
in Christ**

**A New Creation
in Christ**

**A New Creation
in Christ**

**A New Creation
in Christ**

**A New Creation
in Christ**

**A New Creation
in Christ**

**A New Creation
in Christ**

**A New Creation
in Christ**

**A New Creation
in Christ**

**A New Creation
in Christ**

**A New Creation
in Christ**

**A New Creation
in Christ**

**A New Creation
in Christ**

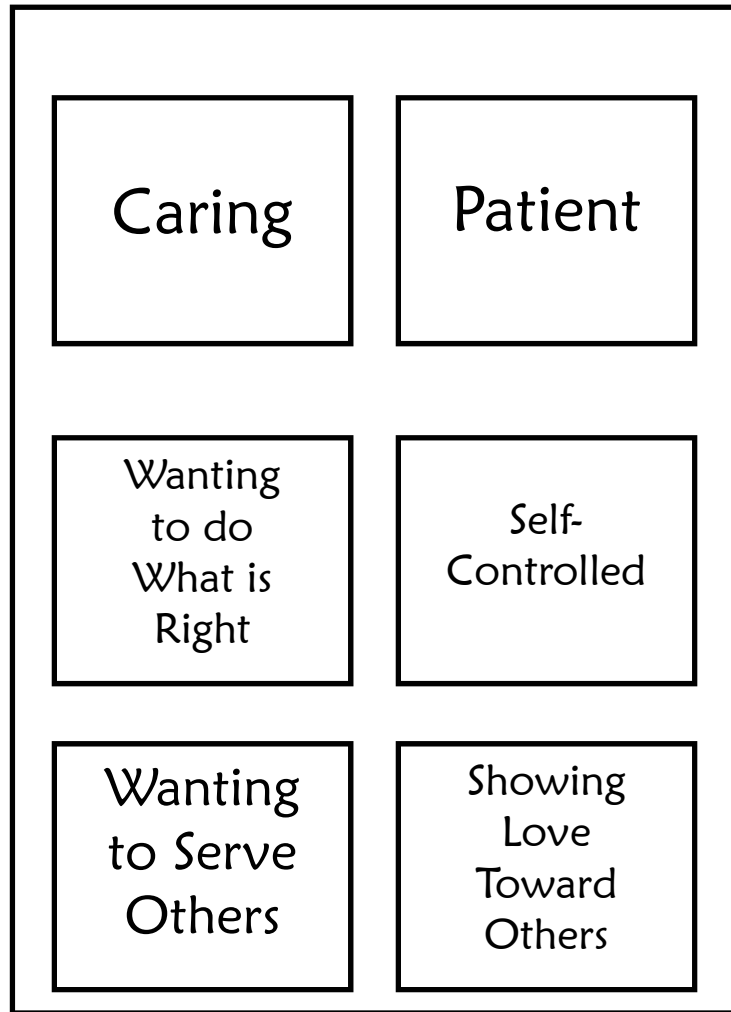
**A New Creation
in Christ**

**A New Creation
in Christ**

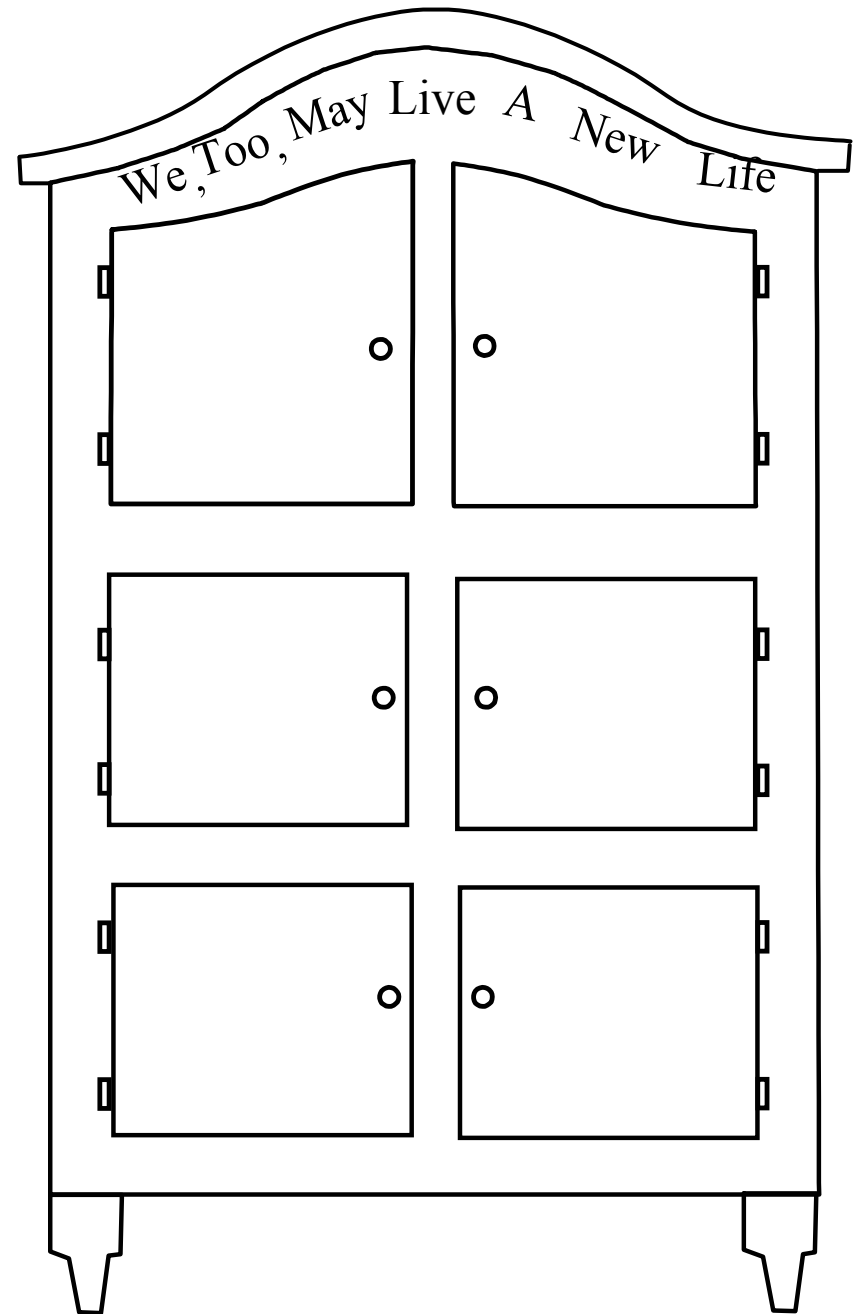
**A New Creation
in Christ**

**A New Creation
in Christ**

What's in the Antique Armoire?



New Life Squares



Count yourselves

dead to sin

but

alive to God

in Christ Jesus.

Romans 6:11

Count yourselves

dead to sin

but

alive to God

in Christ Jesus.

Romans 6:11

Count yourselves

dead to sin

but

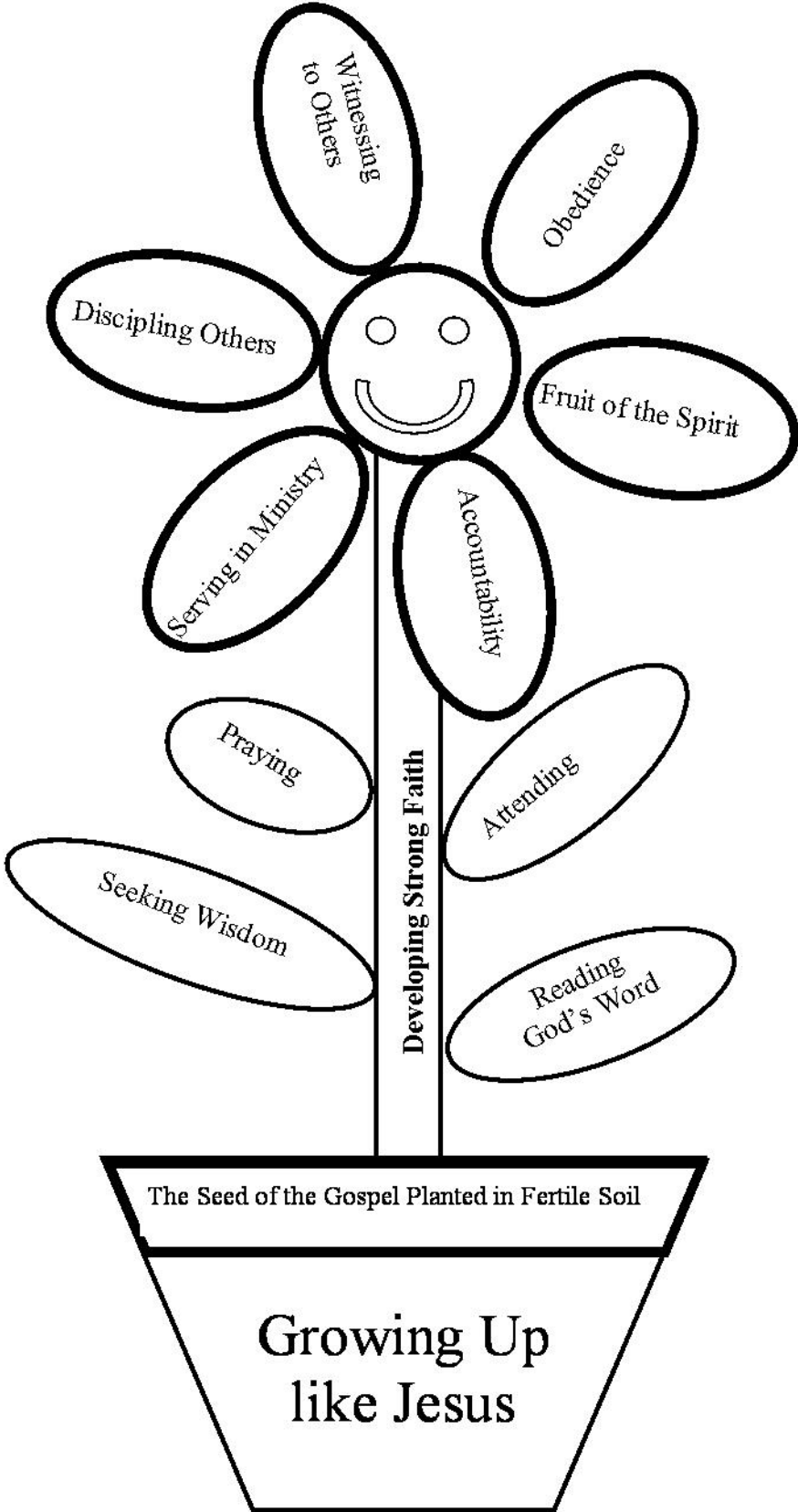
alive to God

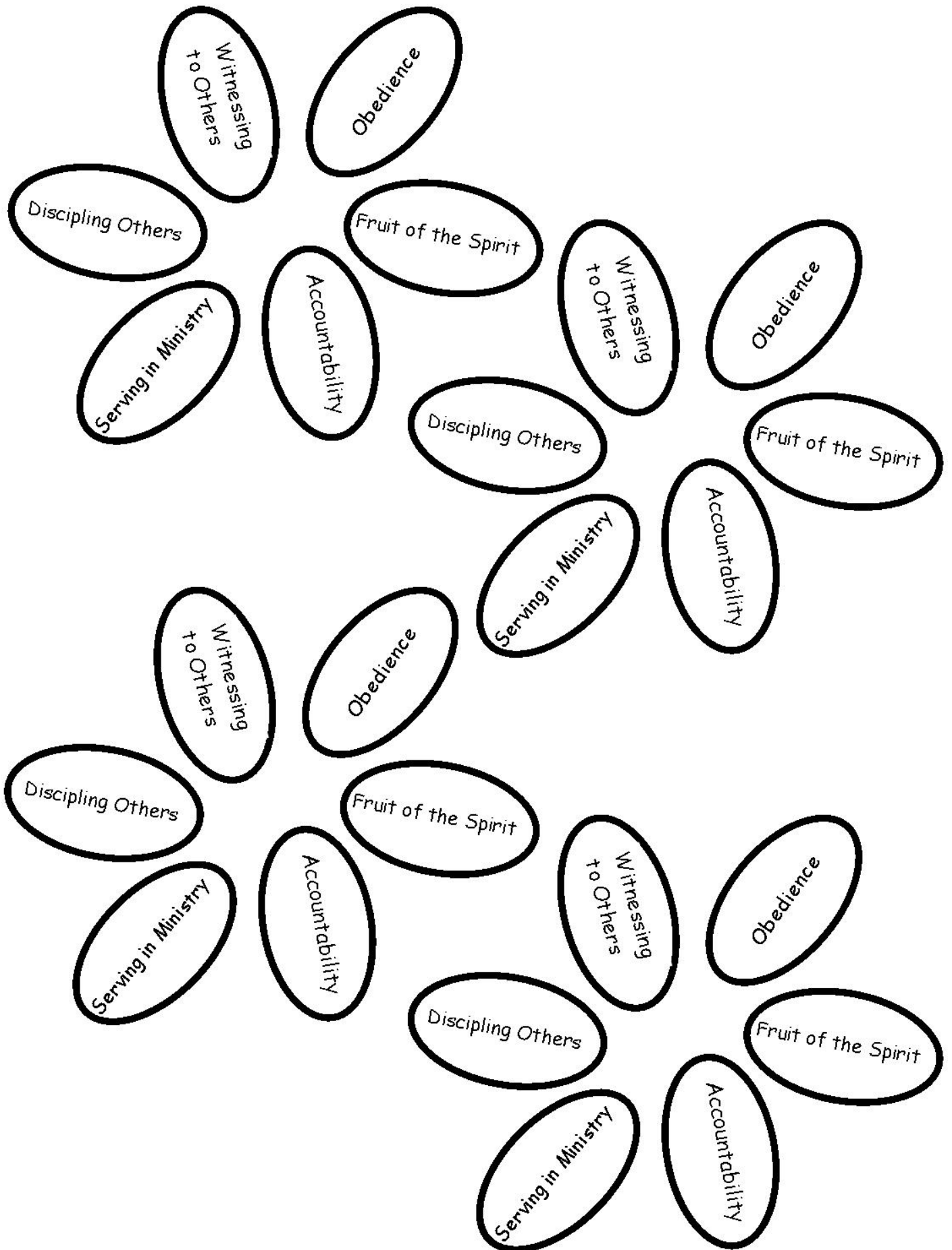
in Christ Jesus.


Romans 6:11

Growing Up to Be More like Jesus

Example sheet







Attending

Attending

Developing Strong Faith

Reading
God's Word

Reading
God's Word

Developing Strong Faith

Praying

Praying

Developing Strong Faith

Seeking Wisdom

Seeking Wisdom

Developing Strong Faith

Attending

Attending

Developing Strong Faith

Reading
God's Word

Reading
God's Word

Developing Strong Faith

Praying

Praying

Developing Strong Faith

Seeking Wisdom

Seeking Wisdom

Developing Strong Faith

