

Materials I Need:

Key for symbols:

- This symbol represents ideas that can be used for two-year-olds through kindergarten. Please remember to slow way down for two-year-olds and keep the pace moving for five-year-olds.
- ② This symbol represents ideas that can be used for two- and three-year-olds.
- ④ This symbol represents ideas that are best used for four-year-olds through kindergarten.

Memory Verses:

- (Two- and three-year-olds) **Romans 1:16: I am not ashamed of the Gospel.**
(Four- and five-year-olds) **Romans 1:17: The righteous will live by faith.**

Hook:

- Teacher Tip:** By now, you are becoming comfortable with this year's students. Although you love your students, physical contact with children should be minimal and only in the presence of other adults. Appropriate touching should be limited to handshakes, "high fives," brief hugs, or a brief touch on the shoulder. At least two workers should be present whenever possible. No child should be alone with a worker. If a child arrives before other members of your teaching team arrive, prop open the door.
- "Paul" Chair Review with Pictures:** Place the review pictures for the last three lessons on the wall beside the chair designated as the "Paul" chair. Select a child (by pulling his name out of a basket) to be Paul who sits in the chair. The selected child can put on the "Paul" shirt that has the symbol for this week's lesson drawn or pinned on it. Paul can select a picture that he wants to talk about while sitting in the chair. Repeat with several children.
- Puppet Center:** Supply several hand puppets, cutout hearts, tape, and a pile of blocks on a table for the children. Ask a child wearing a puppet to do different things with the blocks using his puppet (pile them up, put them away, arrange in groupings, etc.). How would their puppet act if it were a disobedient puppet? (He would sin and do wrong things.) Place a heart on the front of the puppet and tell the child that the puppet now believes in Jesus Christ and wants to please Him. Ask the puppet to do another task but with an obedient heart. How will the puppet act this time? "In today's Bible Adventure, we'll learn that after we accept Jesus into our hearts, He helps us to be obedient. We don't have to feel bad and do wrong things."
- Family Center:** Provide a doll house with action figures representing different family members. As the children play with the dolls, talk about living in a family. What do different family members do? Who loves us in our families? Who gives us our food, clothes, and hugs? We can live in God's family, too, when we come to Jesus and give Him our sin and ask Him to give us His righteousness. We become a child of God and are taken care of by Him.
- Thinking of Our Missionary Families Center:** "Today we are going to color and decorate a picture to send to our missionary family. Remember Paul was thinking about the Romans and loved them very much, so he wrote them a letter. We need to remember our missionary families, too, because they are in God's family and obey Jesus. We'll write to them to let them know we are praying for them and loving them because they obey Jesus." Provide a story picture for the children to color and decorate. You may choose any of those used in the book of Romans.

Play Dough Center: Have the children use heart-shaped cookie cutters to cut out play dough hearts. Talk about the new heart Jesus gives us when we ask Him to take away our sin. Roll the dough in pencil shapes and form circles by pinching together. Attach rings to make a chain. Talk about how chains are used by slaves and how it feels to be chained to something. Form the letter “S” with the thin rolls of dough and talk about what sin is.

Slave Paper Chain Activity: (ROM04ECGF7) Materials needed: Construction paper strips (approximately 1 1/4” X 5”) of different colors, glue sticks or staples, GF7 list of sins cut apart (or you may use the chains already prepared in the teacher’s supply room). Use two sets of chains for this activity. During the class, put the chains on a child’s wrist for five minutes (or less for younger children). Then move the chains to another child’s wrist for five minutes. Try to have each child wear the “sin” chains in class time today, during all phases, even bathroom time (of course with help). Use this as an example of the difficult struggle sin causes in our lives. It is hard to live with sin in our life. Having the sin chains on the little wrists throughout the class today will help the children remember to not to be a slave to sin. Jesus frees us from the sin in our lives.

Review of Adam and Eve: (Review ROM03ECGF1) Use the ROM03ECGF1 picture of Adam and Eve in the Garden of Eden. The children can color the picture and then add raisins or craisins to the trees with glue to represent fruit. Adam and Eve disobeyed God and it was called sin. Everyone born since then has the problem of sin. God’s way to help sinful man was to send His son Jesus to die for our sins.

Weighed Down by Sin: Bring a ball and chain (sin) for a child to wear for a while during Hook Time. An ankle weight or some other weight could be used instead to be tied around his ankle. One teacher will be responsible for assigning the weight, and he will move it from child to child throughout the Hook Time. Sin makes us slaves, and that is what Paul wrote to the Romans. Faith in Jesus will make us free from sin.

Gospel Review: Paul preached the Gospel to the Jewish people and to the Gentiles (all the others). Place your hands around your mouth and say to the children, “What is the Gospel?” With the prompting of another teacher who whispers to the children and leads them, say, “Good news about Jesus.” Ask, “What is the good news about Jesus?” Answer, “Jesus died for our sins so we could live in heaven with Him.”

④ **Mr. Wrong and Mr. Right Puppet Role Play: (ROM04ECGF6)** Introduce the children to “Mr. Wrong” who is very sad, has a rope bound around him, and is dressed in black. Hold up a sheet, and let Mr. Wrong turn into “Mr. Right” who is happy, free from the rope, dressed in bright colors, and carrying a plate of cookies to share. Mr. Right can introduce himself as a new person, saying that his “old self” is gone and that now he is a different person, a new person. The puppet-teacher dialogue could go something like the following conversation.

“Mr. Right, we saw you bound in that rope and you didn’t look very happy. Tell us what made you sad. What was wrong?”

“When I was a slave to sin, I would do things I shouldn’t do. My name was even different. They used to call me Mr. Wrong because I was always doing wrong things.”

“Tell us what it was like to have sin as your master.”

“I would lie sometimes and not tell the truth. I would hurt other people and even my friends by the things I said and what I did. I wanted what my friends had. If they had a bike, I wanted one. In fact, I wanted their bike. One time when I was at a friend’s house, I saw something I wanted that didn’t belong to me, and I took it. That was a bad thing to do. I knew it wasn’t right, but I did it anyway. I said unkind things. I called my brother names. All the time I didn’t know why I did those things, but now I know that it was because I had sin.”

“Tell us again, who was your master?”

“The sin master. I just kept sinning. I couldn’t quit. Sometimes I tried to do the right thing, but then I would give up and do things that I knew I shouldn’t do. I was bound to sin, and it was not good.”

“Were you happy then, Mr. Right?”

“No way! I was miserable. I knew I was doing wrong things, but I just kept doing them anyway.”

“Then what happened to you, Mr. Right? Tell the children what helped you.”

“My dad and mom told me that the Bible says that Jesus died in my place so I could be free from sin. I could be free from that bad sin master and its hold on me. If I would ask Him to forgive my sins and help me do right, then sin wouldn’t control me anymore; Jesus would. Then I would belong to the

all powerful, loving master, the Lord God. His Holy Spirit would come to live inside me and help me do what is right."

"Tell us, Mr. Right, did you put your faith in Jesus as Lord?"

"I sure did. I am a new person in my heart. Jesus is my Lord and Master. The Holy Spirit lives in me and helps me want to do what is right. I know I don't have to do those wrong, bad things anymore. Now I want to tell the truth. I don't want to take what isn't mine, and I try to be kind to people. Now I want to serve God. I'm not perfect, that's for sure, but I want to be set apart for God's right ways.

"What does the Bible say will happen in the future, Mr. Right?"

"I will live with Jesus forever in heaven. Until then I just want to be what Jesus wants me to be. I want to do kind, helpful things for my family, friends, and neighbors."

"Thank you for visiting us today, Mr. Right. You did a kind thing by sharing with us about what happens to us when God sets apart to be in His family. Would you have a seat and join our Bible story circle?"

"Thank you. I would love to. I like listening to the Bible. Then I know what God says is right for me to do."

- ④ **Sin Review-Game:** Place several copies of the disobedient pictures from ROM02EC or ROM03EC on the table. Give each child two buttons to use in the "tiddly wink" fashion, flipping one button onto a picture. Then discuss the sin in the picture. Review the fact that sin is disobedience--stealing, lying, hurting, selfishness, etc. For variety, add pictures of obedient actions, and try to get the button to land only on the good behavior pictures.



Book:

Presentation Ideas -

- Color and show the **ROM04ECGF1, ROM04ECGF2, ROM04ECGF3, ROM04ECGF4, and ROM04ECGF5** pictures as you tell the Bible Adventure. Keep these pictures for review in future lessons.
- Presentation Idea:** After the children are in the story circle, have them stand in front of their chairs. Say, "We're going to play Big Jump. When I say somebody's name, I want everyone to shout that person's name and jump high into the air. Ready?" Repeat the activity a number of times so everyone gets a chance to have his or her name called. If you have a large class, you may want to call two or three names at the same time during the activity. Then hold up the Bible and call out "Bible" and have the class respond. Say, "Now that we've jumped and shouted for the Bible, let's find out more about what Paul wrote to the Romans."

Bible Adventure for 2's & 3's-

(Show the review ROM01ECGF3 picture.) Last week we learned that Paul wrote to the Romans to tell them Adam and Eve disobeyed God by eating the fruit from the "no" tree. (Shake your finger.) Every person born since Adam and Eve now has sin in his heart. He is a slave to sin. Sin makes people disobey God.

(Show the ROM04ECGF2 picture.) In Bible times, many people had slaves who worked for them. A slave was a poor person who had no money for food. He had to work hard every day for his master. A slave was not free to do what he wanted. He always had to obey his master. It was a hard life to be a slave. Every slave wanted to be free.

(Show the ROM04ECGF3 picture.) Paul wrote that having sin in a person's heart is like being a slave. Sin makes people do wrong things. Sin makes us want to tell a lie instead of the truth. Sin makes us want to take what belongs to someone else. Sin makes us selfish, and is like having chains on our hearts, like the slave had chains on his ankles. Every person born since Adam and Eve has been a slave to sin.

(Show the ROM04ECGF4 picture.) Good news! Paul told the Romans to give their sin to Jesus and ask Jesus to give them His righteousness. God makes us free from our sin and makes us a new person. We become part of God's family. We become a child of God, wanting to obey Jesus and to do the right things. We become more like Jesus.

Faith in Jesus makes us free to obey God. Jesus helps us want to obey. We begin to think of other people and not just of ourselves. We want other people to live forever in heaven and not be slaves of sin. We want to tell everyone the good news that the righteous will live by faith in Jesus. It is a very good thing to be a child of God and be free of sin.

Prayer: Dear God, thank You for Jesus who gives me His righteousness and helps me want to obey. In Jesus' name I pray, amen.

Bible Adventure for 4's, 5's & K-

(Show the review ROM01ECGF3 picture.) Do you remember who wrote the letter we've been learning about? (Paul.) Who did Paul write to? (The Romans.) What was Paul writing about? (The Gospel of Jesus Christ.)

(Show the ROM04ECGF1 picture.) Paul preached the good news Gospel to Jewish people who knew God's Law but couldn't do all that it said, and to Gentiles who did not have God's Law and so they made up their own idols to worship.

Paul wrote in his letter to the Romans, "Ever since Adam and Eve disobeyed God and ate the fruit of the tree, each Jew and each Gentile has sin in his heart that makes him disobey God. He is a slave to sin."

(Show the ROM04ECGF2 picture.) In Bible times, many people had slaves who lived with them. A slave was a poor person who had no money and no way to get food except by selling himself to a slave master. A slave did not get paid money for his work. He had to do whatever the master told him to do—hard work every day. A slave was never free to do what he wanted; he always had to obey the master. It was a hard life to be a slave, and every slave wanted to be free, especially if he had a mean master.

(Show the ROM04ECGF3 picture.) Paul wrote, "Having sin in your heart is like being a slave. Sin makes you do wrong things that you know are not right." Sin is a mean master. Sin makes you want to tell a lie instead of the truth so you won't get in trouble. Sin makes you want to take what belongs to someone else. That's called stealing. Sin makes you angry and want to hurt someone when they get in your way. Sin makes you selfish and impatient. Sin makes you say unkind things to your sister or brother. Sin makes you jealous when your parent is telling your brother what a good job he did.

Sin is like having chains on your heart, like the slave had chains on his ankles. No matter how hard a person tries to obey God, he will sin sometimes because he is a slave to the sin master.

(Show the ROM04ECGF4 picture.) When a slave is freed from his chains and his master, he can choose where he will live and where he will work. It is a good thing to be free.

(Show the ROM04ECGF5 picture.) Paul wrote, "When you come to Jesus and give Him your sin; when you ask Jesus to give you His righteousness instead of your selfishness, God sets you free from your sin chains. God makes you become a new person in your heart. You become part of God's family, set apart to become more like Jesus. You become a child of God who wants to obey and do the right things." Isn't that good news? When Jesus pays for your sin and puts you in His family, you can obey God instead of obeying your own selfish sin. Would you like that?

Faith in Jesus makes us free to obey God. Jesus helps us want to obey. We begin to think of other people and not only of ourselves and what we want. We care when others are hurt. We want to help other people when they are in trouble. We want other people to go to heaven and not be slaves of sin. We want to tell everyone the good news that the righteous will live by faith in Jesus. It is a very good thing to be a child of God, set apart to do the right thing.

Prayer: Dear God, thank You for Jesus who gives me His righteousness and sets me apart from sin. Thank You for helping me want to obey. In Jesus' name I pray, amen.

Aim Questions

Aim Questions for 2's & 3's:

- 1. Who wrote a letter to the Romans telling them of the good news Gospel? (Paul.)**
- 2. What is it called when we disobey God and do wrong things? (Sin.)**
- 3. Who are we free to obey when Jesus takes away our sin? (God, Jesus.)**

Aim Questions for 4's & 5's:

- 1. What book of the Bible did we learn from today? (The book of Romans.)**
- 2. When a person is a slave to sin, what does he have to do? (Sin.)**
- 3. When Jesus takes a person's sin and gives him His righteousness, whose child is that person? (God's.)**
- 4. How do we get free from sin? (Faith in Jesus. Say the memory verse.)**



Look:

- Aim Questions:** Cut out a colorful picture of a dad, one of a mom, and one or two of children from a magazine or catalog. Put them on the floor or tack them to the wall close to the story circle. Have the questions written on the back. Call for a particular member of the family when asking for the questions.
- Snack Suggestion:** Choose a helper from each snack table to serve the others at his table. Make a point to have that person serve his own position at the table last. Have him help with several items such as napkin, food, and drink. When Jesus makes us free to obey God, we begin to think of other people and not only of ourselves and what we want.
- Transition Idea:** Have the children walk by dragging one leg as if they were tied to something heavy (sin).
- Activity Page Comes to Life: (ROM04ECGF4 and ROM04ECGF8)** Materials needed: one GF4 picture per child, one GF8 set of arms and legs per child cut from cardstock paper, four brad paper fasteners, crayons, a piece of fabric for clothes, and small pieces of chain, yarn, or string. You may use four paper fasteners, or simplify and use one limb per picture allowing only one of the arms or legs to move. Glue the fabric on the boy's cloth pants and the small pieces of chain onto the picture wherever you choose. Talk about how when we submit our hearts to Jesus, He sets us free from all our sin. The boy in the picture is happy because he is released from the chains that kept him from freedom.
- Chains of Sin Game:** Tie a long sock or old shirt around the inside ankles of two children standing side by side. Have them start on one side of the room and finish two tasks before they can reach the opposite wall and remove the tie. Tasks might include: crawl under a table, use rugs as stepping stones, step through a hoop set up off the floor, walk on a plank, etc. After everyone has had a turn with a partner, ask who wants to do the same tasks without being tied to anyone. Was it easier to do alone? Sin is like the tie that bound us to our partner. When we give our sin to Jesus, He makes it easier to obey what He has asked us to do.
- Slave Chain Game:** Materials needed: Sin chains from Hook time. This game can be played as you would play "Hot Potato." Seat the children in a circle, and play one of the tapes from this week's study. When the music stops, the child left holding the sin chain must say one of the memory verses for their age group. Then, he can pass the chain again when the music begins. If the child is struggling with the verse, ask other children for help. When we struggle with sin, it is always nice to have someone help us. We thank God for sending helpers when we need them.
- Free the Slaves Game:** Materials needed: rope or chain large enough to encircle the entire group of children while they are seated in a circle. After the Bible Adventure, tell the children that they are inside the "chain of sin." To get out of the sin chain, they will need to answer the Aim questions or recite the memory verse for this week. The only way to get out of the sin chain is by living by faith in Jesus.
- Free the Slaves of Sin:** Materials needed: one long, and one short, rope or chain. In this game, the children can take turns going into the circle. Three or four children can go in to the circle at a time and hold a short rope. The other children hold on to the long chain or rope and walk around the children in the circle, singing (to the tune "Ring Around the Rosie"), "Who can free the slaves of sin?" The children in the center can call out, "Jesus, Jesus, and sin falls down!" When the children walk around three times, they can fall to the ground, allowing those in the center to be free. Allow all children to have a turn in the center.
- Chained to Desk:** Bring a chain with the ends hooked together and with a small section of it wired together so children can put one foot through this section. Place the chain under a desk or heavy table leg, and let children pretend to be chained to the table or desk. Talk about being chained to sin and the only way to get out of it is giving your sin to Jesus, taking His righteousness, and becoming a child of God. Ask the child what they need to do to get rid of their sin and their reply is, "Faith in Jesus!" or "Give your sins to Jesus." They can then get out of the chain.
- Bean Bag Review:** Place the children's names on the floor. Let the children take turns throwing a bean bag on a name. That child gets to pick up the bag and his name, and bring them to you. Ask

the child to answer an Aim Question or recite the memory verse. You might say, "To be a child of God, Jesus has to forgive our sins. Tell us a sin that Jesus forgives."

Chained to the Sin Ball Relay: Make balls of wadded up newspaper tied inside pieces of nylons. The children could make these during the "Hook" time. Before tying, place a disobedient picture inside to be seen. Tie these to make a chain circle. You will need two chains. The children stand in a line, taking turns being chained to the sins. The child walks slowly, looking very sad, to the other side of the room where he kneels as if praying. When he gets up, a teacher takes off the chain, and the child is free to walk or run back. A teacher will need to take the chain back to the line for the next child. Talk about being "new" and "clean" when you become a child of God. Jesus takes your sins and give you His righteousness.

Circle Game: To the tune of "Farmer in the Dell", sing the following words:
All of us have sinned. All of us have sinned. Hi, ho, away we go; all of us have sinned.
(Walk in a circle, dragging feet, frowning, and looking down.)

Jesus takes our sin. Jesus takes our sin. Hi, ho, away we go; Jesus takes our sin.
(Stop and kneel in prayer.)

Now we can obey; now we can obey. Hi, ho, away we go; now we can obey.
(Walk in circle, swinging arms, and smiling.)

Snowflakes Finger Play: A co-leader can read this while the teacher shows it to the class. The class is standing and spread out in an open area.

Merry little snowflakes	(Fingers raised high; flutter down.)
Falling through the air.	
Resting on the steeple	(Make steeple with two pointer fingers.)
And the tall trees everywhere.	(Raise arms for branches.)
Covering roofs and fences,	(Two hands form roof over head.)
Capping every post,	(Hands clasped.)
Covering the hillside,	(Make scooping motion of coasting downhill.)
Where we like to coast.	
Merry little snowflakes	(Fingers raised high flutter down.)
Do their very best	
To make a soft, white blanket	
So buds and flowers may rest.	(Palms together at side of face.)
But when the bright, spring sunshine	(Make circle with arms.)
God says is here to stay,	
Those merry little snowflakes	(Flutter fingers.)
Quickly run away.	(Hide hands behind back.)

Songs:

Bible Themes Song (tune: "Bible Songs for Preschool Children—Romans #1" tape)

(Chorus)
We like to sing about the Bible themes.
We like to sing about the Bible themes.
We like to sing about the Bible themes.
It helps us understand (God's Wo-ord).

Matthew—Jesus, the king;
Mark—Jesus, the servant;
Luke—Jesus, the perfect man;
And John—He's the Son of God.
(Repeat chorus.)

Acts—birth and growth of the church;
"Whose church?" God's church!
Romans—righteousness of God is revealed in the Gospel.
(Repeat chorus.)

Good News! (tune: "Good News! Chariots Are Coming")
Good news! (Echo.) Jesus forgives. (Sing three times.)
He can make us right with God.

Bad news! (*Echo.*) We have a problem! (*Sing three times.*)
Our problem is our sin. (*Sing the first verse again.*)



"Trust and Obey" Chorus

Trust and obey, for there's no other way,
To be happy in Jesus, but to trust and obey.



Took:


- Heart to Obey Project: (ROM04ECGF9 and ROM04ECGF10)** Materials needed: for each child: one GF9 (8 1/2" x 11") sheet copied on colored paper, one GF10 cardstock strip (4 1/2" x 11") with two hearts (one chained to sin and one free from chains), glue or tape, craft stick (optional). Cut out the heart on the GF9 page and fold the page in half so that the words are on the outside. Glue or tape across the bottom of the paper and press the two ends together under the words. This makes a card through which the GF10 cardstock strip can slide from side to side, showing through the heart. The children may color the GF10 cardstock pictures, if desired. A craft stick taped to one end of the cardstock will make it easier for little fingers to slide it back and forth through the card. God wants our hearts to change from disobedient to obedient by being free from sin "chains."
- Slave for God Button: (ROM04ECGF11)** Materials needed: large buttons (inexpensive from a bin at quilting stores), GF11 circles copied on cardstock, hot glue, card stock, scissors, glue sticks, safety pins. Assist the children in creating their button to pin on themselves and wear home today. Stick the cardstock circle (see example) onto one side of the button with hot glue (teacher only). Hot glue the safety pin to the other side of the button. Let the glue cool before pinning it on the child. Make sure there is ample help in the classroom for this craft idea.
- Clean Heart Necklace: (ROM04ECGF12)** Cut a GF12 white heart for each child from cardstock. Punch two holes in the top of each heart. Let children lace their heart onto a piece of yarn along with fruit loop cereals or macaroni. Talk about giving your sin to Jesus and being clean from your sins and a child of God. Draw a happy face on the back side of the heart.
- Happy and Sad Children: (ROM04ECGF13 and ROM04ECGF14)** As the children color the GF13 page, talk about what might be causing the children on the left side of the page to be sad looking. Let them glue small GF14 pictures of disobedience around the sad children. Talk about how the others have given their sins to Jesus and are happy in His righteousness, wanting to do what is right. Glue a GF14 heart with Jesus inside onto the two happy children.
- Preschool Page for Parents: (ROM04ECPPP)** Send a page home with each child, encouraging parents to reinforce the Bible truths at home. Spend a few minutes before the children go home creatively reviewing the song and memory verse.




Paul wrote that it is faith in Jesus, not Jewish rules or worshipping idols, that makes us right with God.



A slave was not free; he was owned by the slave master.




Every person is born as a slave to sin.



When a slave pays for his freedom, he is free from the slave master.



Jesus freed us from our sin by taking the punishment we deserve.



Paper Chain List of Sins

Fighting

Pushing

Pulling Hair

Jealousy

Bad Temper

Disobeying

Hating someone

Not sharing

Hurting someone's feelings

Pinching

Loud Voice

Pouting

Not reading the Bible

Lying

Yelling

Stealing

Fighting

Pushing

Pulling Hair

Jealousy

Bad Temper

Disobeying

Hating someone

Not sharing

Hurting someone's feelings

Pinching

Loud Voice

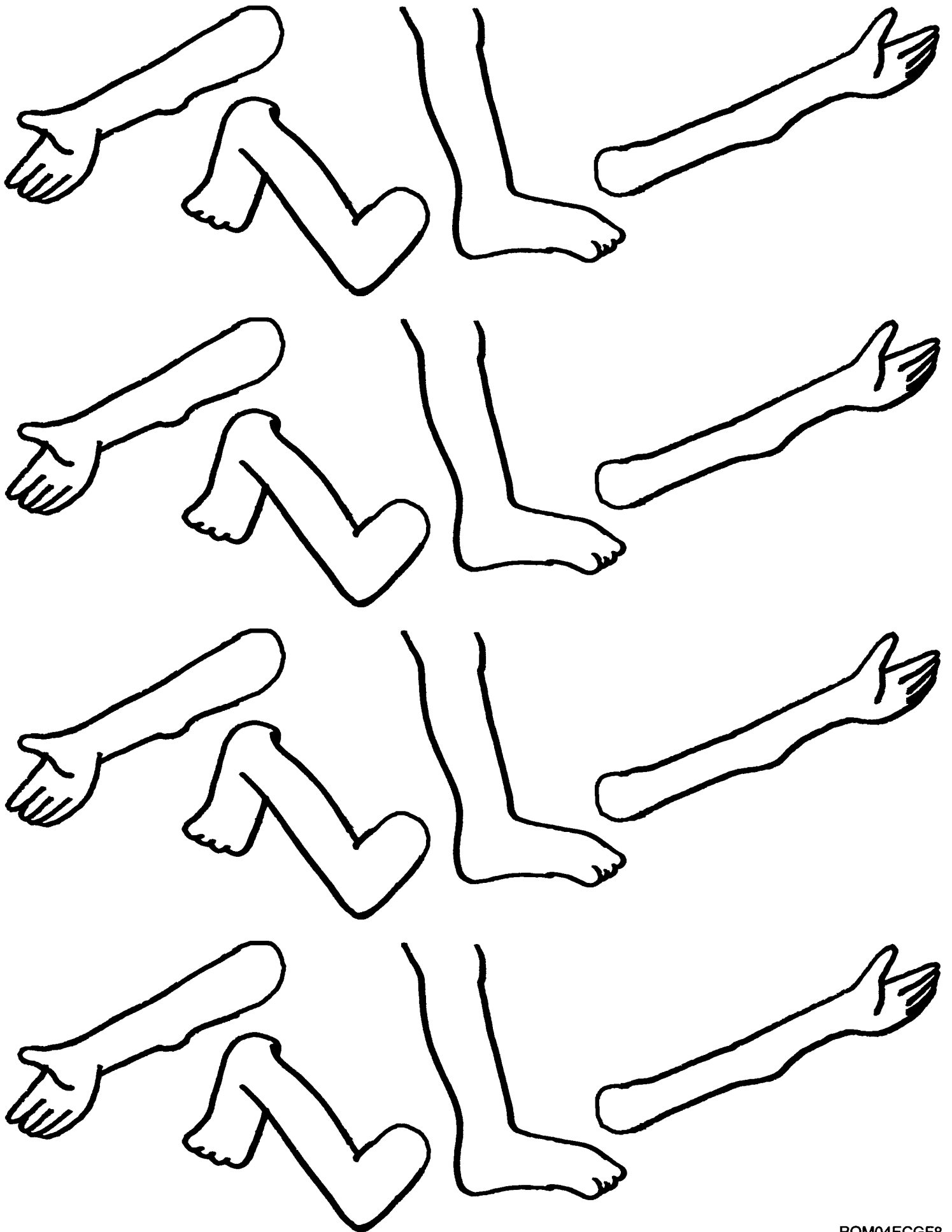
Pouting

Not reading the Bible


Lying


Yelling

Stealing



JESUS CHANGES MY HEART AND HELPS ME OBEY.





**Slave
to sin**



**Free to
obey**



**Slave
to sin**



**Free to
obey**

**God is my
Master,
not sin.**

**God is my
Master,
not sin.**

**God is my
Master,
not sin.**

**God is my
Master,
not sin.**

**God is my
Master,
not sin.**

**God is my
Master,
not sin.**

**God is my
Master,
not sin.**

**God is my
Master,
not sin.**

**God is my
Master,
not sin.**

**God is my
Master,
not sin.**

**God is my
Master,
not sin.**

**God is my
Master,
not sin.**

**God is my
Master,
not sin.**

**God is my
Master,
not sin.**

**God is my
Master,
not sin.**

**God is my
Master,
not sin.**







**God is my
Master,
not sin.**


**God is my
Master,
not sin.**

**God is my
Master,
not sin.**


**God is my
Master,
not sin.**

Clean
Heart
Necklace





































Slaves of sin



Give your
sin to
Jesus.



The righteous will live by faith. Romans 1:17





This is what I learned today!


We learned that our faith in Jesus Christ will free us from the slavery of sin. After Adam and Eve disobeyed God, every person born has been a slave to sin. Sin makes us want to do wrong things. We want to tell a lie so we won't get in trouble. We want to take something that belongs to someone else. Sin makes us angry and selfish. Sin is like having chains on our heart like a slave has chains on his ankles. Paul wrote to tell the Romans that faith in Jesus makes us free to obey God. He takes our sin so we can live in God's family. We become a child of God, set apart to do the right thing. We begin to think of other people and not only of ourselves. We want other people to go to heaven, so we tell everyone the good news of Jesus.

Today's Memory Verses

**(2's & 3's) I am not ashamed
of the Gospel. Romans 1:16**

**(4's & 5's) The righteous will
live by faith. Romans 1:17**

**Faith in Christ
brings freedom
from sin.**



If you have handcuffs or chains around the house, wrap a family member so that he is not free to move around. Talk about how sin chains us to wrong things. Sing the first verse of the following song while the child is chained. Sing the second verse as you free the child from the chains.

Hi, Ho, Away We Go
(tune: "Farmer in the Dell")

**All of us have sinned; all of us have sinned.
Hi, ho, away we go; all of us have sinned.**

**Jesus takes our sin; Jesus takes our sin.
Hi, ho, away we go; Jesus takes our sin.**

**Now we can obey; now we can obey.
Hi, ho, away we go; now we can obey.**

* For tunes to songs, ask about the preschool tape.



Jesus freed us from our sin by taking the punishment we deserve.