

Materials I Need:**Key for symbols:**

- This symbol represents ideas that can be used for two-year-olds through kindergarten. Please remember to slow way down for two-year-olds and keep the pace moving for five-year-olds.
- ② This symbol represents ideas that can be used for two- and three-year-olds.
- ④ This symbol represents ideas that are best used for four-year-olds through kindergarten.

Memory Verses:

(Two- and three-year-olds) **Romans 1:16: I am not ashamed of the Gospel.**
 (Four- and five-year-olds) **Romans 1:17: The righteous will live by faith.**

Hook:

- Teacher Tip:** Be open to discussion with other preschool teachers about what they are doing in their classrooms. Share books and materials as well as ideas to help keep each class stimulating and exciting. Also, talk to your table leaders and helpers about how you can improve your teaching methods. When appropriate, allow them to provide activities to supplement the curriculum. People are always more enthused about an idea that they created and understand best how to present.
- Puppets Review: (ROM03ECGF4)** Copy the GF4 page and cut apart the pictures. Let the children color and tape the pictures to straws or popsicle (craft) sticks to make puppets. These puppets can be used throughout the morning in various ways. As a role play for Romans, the child with the Paul puppet asks a child (whose name becomes Phoebe) to take his letter to the Romans. Phoebe takes the Bible puppet to one or more children (Aquila, Priscilla, and other Christians named in Romans 16:16). These Romans then pass on the letter to Jews (puppet with God's Law) and to Gentiles (people who worship idols). The Matthew, John, and Paul puppets can be used to review the Bible Themes Song. The children hold up the appropriate puppets (Matthew, John, and Paul) when they sing the names of the Bible (Matthew, John, and Romans).
- "I Have a Problem" Game:** Teachers can again wear something that is obviously out of place, like a sweatshirt worn as sweatpants. The teacher says to the children, "I have a problem. Can you help me figure out what's wrong with me?" Let the children tell you what the problem is and how to fix the problem. End by reviewing the fact that we all have a problem—a sin problem—that's wrong and needs to be fixed.
- Adam and Eve Picture Book Center:** Bring in some books showing the beautiful Garden of Eden with Adam and Eve. Talk about how good things were in the garden. Adam could talk to God and hear His voice. Adam knew that God loved him very much. If the pictures tell the whole story, continue to describe the pictures to the children. Adam and Eve disobeyed God. They sinned, and that means that every person born after them has sin. God had to punish sin and so Adam and Eve were told to leave the perfect Garden of Eden. Paul wrote to the Romans to say that since Adam sinned, all people ever born now have sin in their hearts.
- Paul's Mail Center:** Provide writing utensils, paper, envelopes, stickers, and several mailboxes or shoe boxes for the children to fill with their letters. Have them deliver mail that they have written to others in the room. "In today's Bible Adventure, Paul is continuing his letter to the Romans. He wanted them to know how bad sin really is and that we all have sin. He also wrote to tell them that Jesus can take care of our sin problem. We can give Jesus our sin and He gives us His goodness."

- Snack Preparation Center:** Bring in several different types of fruit for the children to cut up into chunks with table knives, and place in a large serving bowl. Be sure to have the children wash their hands (make warm, sudsy water and a towel available), and then let them cut their prewashed fruit and place it in the bowl. "In today's Bible Adventure, God gave the first man and woman, Adam and Eve, lots of different kinds of fruit to eat. Which of these fruits grow on trees? Bushes? Vines?"
- Puzzle Center:** Set out a variety of age appropriate puzzles. While the children are working, talk about God's plan for us. The puzzle is planned so every piece has a place and the picture makes sense when the pieces are all in place. God has a plan for us, too. He sent Jesus to die for our sins so we can have His righteousness. Before we can live in God's heavenly kingdom, we need Jesus to take away our sin. Jesus takes our sin when we put our faith in Him.
- What's the Problem? (ROM03ECGF5)** Materials needed: GF5 activity page with different pictures of mistakes. In today's Bible Adventure, the children will learn about the sin problem that we all have. In this activity, give each child an activity page. Seat the children at a table in a circle and ask what they see on the page that is a problem or wrong. How would they fix or change it to make it right? How can we fix the sin problem that we have in our lives (only by the power Jesus)?
- Shopping Activity:** Materials needed: a play cash register, play money, play food, or empty food containers. In this activity, allow the children to take turns playing the grocer and the shopper. The grocer will trade his merchandise in exchange for the shopper's money. The children will learn about the problem of sin during the Bible Adventure today. Each person who has a sin problem can "trade it in" to Jesus who gives us His righteousness.
- Apple and Cross Lapel Activity: (ROM03ECGF6 and ROM03ECGF7)** Materials needed: GF6 activity page with apples cut out, GF7 activity page with crosses cut out, stickpins, or safety pins. During this lesson today, the children will learn about Adam and Eve's first sin. (The Bible doesn't say that Adam and Eve ate an apple, but we will use an apple as a representative fruit.) When the children come into the classroom today, pin an apple to their clothing. They may wear the apple through the Hook and Look time. Then at the Took, tape or glue the cross over the apple, showing Jesus covering the believer's sin by suffering on the cross. Tell the children that we all have sin in our lives, and the only way to get rid of sin is by giving it to Jesus who took our punishment on the cross.
- Marching & Review:** March around the "Paul Chair," singing the Bible verse or "Good News" song. Occasionally stop the group with a whistle and announce who is to sit in the chair. Ask that child a review question from the previous lessons. Continue marching around him, singing, until the next child is chosen.
- Fruit Tree Action Play:** Adam and Eve were the first man and woman, and they had wonderful fruit trees to pick from to eat. When they saw beautiful fruit, they wanted to eat it even if God had said "No."
Way up high in the apple tree, *(Point up.)*
Two red apples smiled at me. *(Two fingers up and then draw a smile on your face.)*
I shook that tree as hard as I could, *(Pretend to shake a trunk with your hands.)*
Down came the apples, and *(Hands and fingers in downward motion.)*
Yummm, were they good! *(Rub tummy.)*
Stop and let the children name their favorite fruit, and repeat.
- Fruit Play Dough:** Invite children to make their favorite fruits and pretend to eat them. Combine fruit together in middle of table to make a fruit salad!
- Action Game:** Play "Simon Says" or "Mother, May I?" Talk about being obedient and following directions.
- Fruit Pass:** Pretend that small beanbags or balls are fruit. Mark one with an "X." Children stand in a circle and pass the bags quickly from one to another without looking at it. When you give a signal, they stop and look at the "fruit" they are holding. Whoever has the marked one has to sit out of the game. Those out of the game have to pretend to be pulling weeds until you allow them back in the game. When Adam and Eve sinned, they were punished. The perfect garden now had weeds and work for them to do.

Book:**Presentation Ideas -**

- Color and show the **ROM03ECGF1**, **ROM03ECGF2**, and **ROM03ECGF3** pictures as you tell the Bible Adventure. Keep these pictures for review in future lessons.
- Review Puppets: (ROM03ECGF4)** If you made puppets by taping the GF4 pictures on straws or craft sticks, hold up the appropriate puppets as you tell the Bible Adventure.
- "I Look in the Bible to See" Finger Play:**
 - I look in the Bible to see *(Hold hands in shape of open book.)*
 - Just what God is saying to me. *(Point to self.)*
 - Worship God and always obey; *(Lift up hands.)*
 - Talk to Jesus every day. *(Fold hands and bow head.)*
 - I look in the Bible to see *(Open hands in book position.)*
 - Just what God is saying to me. *(Point to self.)*

Bible Adventure for 2's & 3's-

(Show the review ROM01ECGF3 picture.) Paul wrote a letter to the Romans about the Gospel of Jesus Christ. He wrote to tell them the good news about Jesus taking away the sin of everyone who chooses to believe in Him.

(Show the ROM03ECGF1 picture.) Paul wrote that every person who has ever been born has sin in his heart that makes him want to disobey God. Sin started with the very first man and woman on earth. Their names were Adam and Eve. They lived in the Garden of Eden where everything was perfect. They never cried; they never got angry; they never got sick. God had given Adam and Eve every good thing.

They had many trees with good fruit to eat. God said they could eat from this tree *(point to a tree)*, from this tree *(point to another tree)*, and from this tree *(point to a third tree)*. God had one tree from which Adam and Eve were not to eat the fruit. *(Draw an "X" through the "no" tree.)* God said "no" to this one tree.

Eve saw the fruit on the "no" tree, and she wanted some. She decided to disobey God, and she took a fruit from the tree and ate it. Uh-oh! Eve disobeyed God. She also gave some fruit to Adam, and he ate some, too. Uh-oh! Adam disobeyed God, too.

When Adam and Eve disobeyed God, it was called sin. It was the first time they had ever sinned, but every sin has to be punished. God punished Adam and Eve and sent them out of the beautiful Garden of Eden. Their lives were different after sin came into their hearts. Life was hard for them, but God still loved them and had a plan to forgive their sin.

(Show the ROM03ECGF3 picture.) After Adam sinned, everyone born after him sinned. You and I have sinned. Jews and Gentiles have all sinned. When Jesus died on the cross *(point to the scars in Jesus' hands)*, He took the punishment for the sins of everyone who believes in Him. The good news of the Gospel is that Jesus will take my sin if I give it to Him. He takes my punishment and gives me His righteousness. I can never be good all the time, no matter how hard I try to obey, without Jesus giving me His righteousness. He helps me want to obey God.

I am very thankful that Paul wrote his letter to the Romans. It is the good news Gospel.

Prayer: Dear God, thank You for Jesus who gives me His righteousness when I believe in Him. Thank You for helping me obey. In Jesus' name I pray, amen.

Bible Adventure for 4's, 5's & K-

(Show the review ROM01ECGF3 picture.) Paul wrote a letter to the Romans about the Gospel of Jesus Christ. Do you remember what the Gospel means? *(Good News.)*

(Show the review ROM02ECGF2 picture of the Jewish law.) Paul preached the good news Gospel to Jewish people who knew God's Law, and *(show the review ROM02ECGF3 picture of Gentiles worshipping statues)* he preached the Gospel to Gentiles who did not have God's Law and made up their own gods to worship.

Paul wrote in his letter to the Romans, "Ever since Adam and Eve disobeyed God and ate the fruit of the tree when God told them not to, each person who has ever been born has sin in his heart that makes him want to disobey God." Some of you may know the story about Adam and Eve, but let me tell you again.

(Show the ROM03ECGF1 picture.) Adam and Eve were the very first man and woman to live on earth. They lived in the Garden of Eden, and everything was perfect for them. They never cried; they never got angry; they never got sick.

God had given Adam and Eve every good thing. They had many trees with good fruit to eat. God said they could eat from this tree (point to a tree), from this tree (point to another tree), and from this tree (point to a third tree). God had one tree from which Adam and Eve were not to eat the fruit. (Draw an "X" through the "no" tree.) God said "no" to this one tree. He said, "Don't eat from this tree. It will hurt you if you eat the fruit."

Eve saw the fruit on the "no" tree, and she wanted some. She wanted some very badly. She decided to disobey God, and she took a fruit from the tree, and she ate it. Uh-oh! Eve disobeyed God. She also gave some fruit to Adam, and he ate some, too. Uh-oh! Adam disobeyed God, too.

When Adam and Eve disobeyed God, it was called sin. It was the first time they had ever sinned, but every sin has to be punished. God punished Adam and Eve and sent them out of the beautiful Garden of Eden. Their lives were different after sin came into their hearts. Life was hard for them, but God still loved them and had a plan to forgive their sin. God covered their sin by killing an animal so that Adam and Eve could live. God took the animal skins and made robes for Adam and Eve to wear.

(Show the ROM03ECGF2 picture.) Adam and Eve's disobedience passed on to their two sons, one named Cain and one named Abel. Cain hated his brother Abel because Abel obeyed God and brought the right kind of sacrifice when he went to worship God. Cain got so angry at his brother that he went out to the field while his brother was alone and killed him.

Ever since Adam and Eve, there have been family fights because of the sin in people's hearts. The problem is sin. Selfishness, anger, jealousy, wanting my own way, laziness, and disobeying parents are all called sin. Every person has a sin problem, but God has a plan to fix people's sin problem.

(Show the ROM03ECGF3 picture.) In Paul's letter, he wrote, "After one man (Adam) sinned, everyone sinned after him. You and I have sinned. Jews and Gentiles have all sinned. (Point to several of the disciples, one at a time.) Matthew had sin in his heart until he gave it to Jesus. John had sin in his heart until he believed that Jesus was the Christ, the Son of the living God. Peter knew he had sin and was very sorry.

When Jesus died on the cross (point to the scars in Jesus' hands), He took the punishment for the sins of everyone who believes in Him. Matthew's sins, John's sins, Paul's sins, your sins, and my sins were all put on Jesus on the cross. That must have felt awful to Jesus, don't you think? The good news of the Gospel is that Jesus will forgive the sins of each person who gives them to Him.

When we give Jesus our sin, He gives us His goodness instead. Wow! That is an amazing trade. He takes my punishment, and He gives me His righteousness. I can never be good all the time, no matter how hard I try to obey, without Jesus giving me His righteousness. He helps me want to obey God. Isn't that good news? Jesus takes our sin away and gives us His goodness so that we can obey. I am very thankful that Paul wrote his letter to the Romans. It is the good news Gospel.

Prayer: Dear God, thank You for Jesus who gives me His righteousness when I believe in Him. He has power to save me from my sins. Thank You for helping me obey. In Jesus' name I pray, amen.

Aim Questions

Aim Questions for 2's & 3's:

1. (Show the ROM01ECGF3 picture.) Who wrote a letter to the Romans? (Paul.)
2. (Show the ROM03ECGF1 picture.) Who was the first man to sin? (Adam.)
3. (Show the ROM03ECGF3 picture.) Who is the only person who can take away everyone's sin? (Jesus.)

Aim Questions for 4's & 5's:

1. What book of the Bible did we learn from today? (The book of Romans.)
2. Who was the first man to sin? (Adam.)
3. Who is the only Person who can take away everyone's sin? (Jesus.)
4. How can I be good enough to live with God in heaven? (Faith in Jesus. Say the memory verse.)



Look:



Snack Suggestion: Serve fresh fruit that has been prepared during Hook Time. Ask the children, "Is this fruit all right for us to eat?"

Aim Questions: Draw two large outlines of trees and stick them to the wall with thumb tacks. Put three or four pieces of fruit-shaped paper on each tree. The "no" tree has fruit on it but no questions written on the back of the fruit. The other tree is the "yes" tree and has fruit also, but the Aim Questions are written on the back of those pieces. Number the front of the fruits the same, and clearly tell the children which tree is the "no" tree. Ask a child volunteer to come up one at a time to choose from which tree he takes his numbered fruit. If he chooses the "no" tree, he loses his turn to answer a question because there was no question for him on the back of the fruit.

Memory Verse Review: Write the verse and the address on a large white board. As the teacher says the verse, she points to each word. After each repetition, erase one of the words. By the end, the teacher is pointing to an empty board as the class says the words.

Place the Cross over the Sin Problem: (ROM03ECGF7 and ROM03ECGF8) Materials needed: GF8 activity page with sin problems, GF7 cutout crosses, glue sticks, crayons. In today's Bible Adventure, the children learned about the problem we all have with sin. Some of these sins are selfishness, laziness, jealousy, wanting my own way, and disobeying parents. The only way to be cleansed from sinful attitudes is by receiving a changed heart from Jesus. Jesus gave His life for the forgiveness of the believer's sin problem. In this activity, allow the children to cover each sin problem with the cross of Jesus that represents forgiveness.

"Do You Obey?" Game: Line up the children in single file. Join hands with an assistant, and raise your arms to form a bridge. Have another leader walk the line of children under your arms, around you, and under your arms again while you sing the following words to the tune "London Bridge Is Falling Down."

What do your parents say to do,
Say to do, say to do?
What do your parents say to do?
Do you obey?

Bring your arms down gently on the last line of the song and "capture" the child going under them. That child must tell you one thing his parents tell him to do at home, such as pick up toys, go to bed, eat all his supper, etc. Ask the child if he obeys. When he says "yes," he may replace your assistant and join hands with you to become part of the bridge. You might want to capture two pupils at a time so the game won't go on too long.

"God Made Us" Activity:

God made all the world, *(Point up.)*
Sooooo big and sooooooo round. *(Stretch arms out.)*
God made all the animals;
They make such big sounds! *(Make an animal sound.)*
Then God made Adam, *(Hold up one finger.)*
And God made Eve. *(Hold up two fingers.)*
But now, look and see,
People are living most everywhere! *(Sweep arms out.)*
And each one is different--
Even eyes, skin, and hair. *(Point to each body part.)*
(At this point, invite each child to tell his or her eye and hair color.)

"No and Go" Game: (played like "Red Light, Green Light") Materials needed: No (red) and Go (green) trees (available in the supply room). Line the children in one long line. Have one child be the holder of the tree sign. Begin the game by asking the children to perform an activity: hop on one foot, jump up and down three times, etc. Before the children can do the activity, the holder of the tree sign must hold one of the two colors up. If it is the "No" sign, the children must wait patiently until the sign is turned over to the "Go" sign. The holder can go back and forth with the signs to control the children in the activity. Allow each child to hold the sign at least once during the game time. When we want to do something, sometimes it is hard to wait until we are allowed to do it. We may fail and move out on our own, which could cause a sin. Remind the children to think about the "No" and "Go" trees, how Adam and Eve committed the first sin. We all have sinned, too, but Jesus can help us obey and not fall to sin.

Picture Review: (ROM03ECGF1, ROM03ECGF2, and ROM03ECGF3) Write the numbers 1, 2, and 3 on a white board or large poster board. Using the pictures (colored) provided for this lesson, let children arrange them under the numbers in order of their occurrence in the lesson. Tacky could be used on the back. After one child has a turn, place them upside down on the floor or table, and let another child have a turn, reviewing as they place the pictures.

“Faith in Jesus” Song: (*tune: “Frere Jacques”*) Learning sign language for this song would be fun. Invite a signer in to teach the children.
Faith in Jesus. Faith in Jesus. He’s the One. He’s the One.
He forgives my si-in. He forgives my si-in.
Faith in Him; faith in Him.

④ **Ring Around Review:** Use a long cord or heavy string (at least one foot for each child) and a steel washer. Tie the string after putting the washer on it. Children keep hands on the string and stand in a circle so the string is taut, passing the ring around as fast as they can while music is playing. When the music stops, the one holding the ring gets to share something they remember about the Bible Adventure.

④ **What Am I Doing Now?** We all do wrong things like Adam and Eve. We all need to believe in Jesus to give us His righteousness. Guess what I am doing (hitting, mad and angry, sticking out tongue, grabbing a toy, throwing something, sitting and pouting, pointing to self)? These are sins that Jesus died for and wants to take from us to make us clean.

④ **Giving Your Sins to Jesus:** (ROM03ECGF8, ROM03ECGF4, and last week’s ROM02ECGF12) For this activity, you will need two boxes, a large cross drawn on butcher paper and tacked to the wall, and a list of sins and right actions. Mark a box with “sin” and a sad face and another box with a happy face. In a basket, place pieces of paper with pictures of sins on them as well as those with obedient actions. (Add any papers with pictures or words of obedient or disobedient actions.) As a child takes a paper from the basket, show it to him, and let him put it in the appropriate box. Distribute the sin papers to the children and discuss Adam and Eve’s sin and our own sin. Who do we give our sin to? Who gives us His righteousness in place of my sin when I give it to Him? Who helps us to want to do right and obey? Let each child take the sin paper and tape it to the large cross on the wall.

Songs:

Bible Themes Song (*tune: “Bible Songs for Preschool Children—Romans” tape*)

(Chorus)

We like to sing about the Bible themes.
We like to sing about the Bible themes.
We like to sing about the Bible themes.
It helps us understand (God’s Wo-ord).

Matthew—Jesus, the king;
Mark—Jesus, the servant;
Luke—Jesus, the perfect man;
And John—He’s the Son of God.
(Repeat chorus.)

Acts—birth and growth of the church;
“Whose church?” God’s church!
Romans—righteousness of God is revealed in the Gospel.
(Repeat chorus.)

Romans One, Sixteen, Memory Verse Song (*tune: “Ring Around the Rosie”*)

I am not asha-amed,
Of the-e Gospel.
Romans One, Sixteen.
It’s the truth!

Romans 1:17, Memory Verse Song (tune: "London Bridge")

The righteous will live by faith
Live by faith, live by faith
The righteous will live by faith
Romans, one, seventeen.

Trust and Obey Chorus

Trust and obey, for there's no other way,
To be happy in Jesus, but to trust and obey.

Oh, Be Careful

Oh, be careful little eyes what you see,
Oh, be careful little eyes what you see,
For the Father up above is looking down in love,
So be careful little eyes what you see.

Oh, be careful little ears what you hear...
Oh, be careful little hands what you do...




Took:

② **"My Heart Is Happy" Craft: (ROM03ECGF9 and ROM03ECGF10)** Materials needed: GF9 Happy Heart worksheet, GF10 cut out shapes (circles and hearts) from colored paper to correspond to those on the worksheet, glue sticks, lace (optional). Have the children match the shapes to those on their paper and then glue them down. Glue the lace around the outside edge of the large heart. They have made a happy face on their heart. Remind them that when we obey God, we are happy, too.

Coloring and Paper Cross: (ROM03ECGF11 and ROM03ECGF8) Copy the GF11 picture of Adam, Eve, and trees on one side of the paper and the GF8 disobedient children on the other. (The GF8 pictures could be cut apart and glued on the back of the GF11 page.) Also provide two strips of brown construction paper for the children to glue over the disobedient pictures to make the shape of a cross. Ask the children to draw themselves sitting happily under the "Yes" trees. When coloring the disobedient pictures, talk about all the ways we sin, but Jesus died on the cross for those sins. Faith in Jesus cleans away our disobedient sins. Glue the cross over these pictures.

Jesus and Children Puzzle: (ROM03ECGF12 and ROM03ECGF13) Copy the GF12 picture with the GF13 lines on the back. As the children color the picture of Jesus and the children, talk about believing in Jesus and giving your sins to Him so He can give you His righteousness. Then we will want to obey all the time. Cut on the lines on the back side to make a puzzle. Give the children an envelope in which to take home their puzzles.

Preschool Page for Parents: (ROM03ECPPP) Send a page home with each child, encouraging parents to reinforce the Bible truths at home. Spend a few minutes before the children go home creatively reviewing the song and memory verse.











When Adam and Eve disobeyed God, sin entered their hearts.




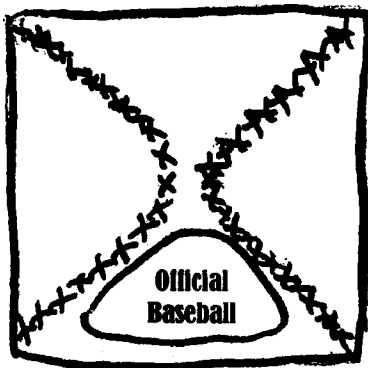

Adam and Eve's children, Cain and Abel, also had a problem with sin.



Jesus took the punishment for the sins of everyone who believes in Him.





What Is the Silly Problem??




Place the Cross over the Sin.

Cut apart the ROM03ECGF7 crosses, and let the children glue one over each sin.



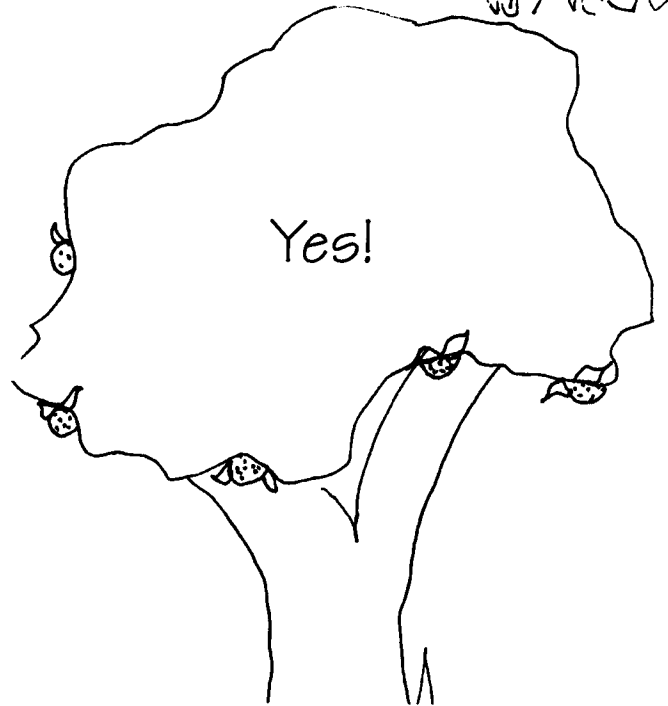


**My heart
is happy
when I obey!**





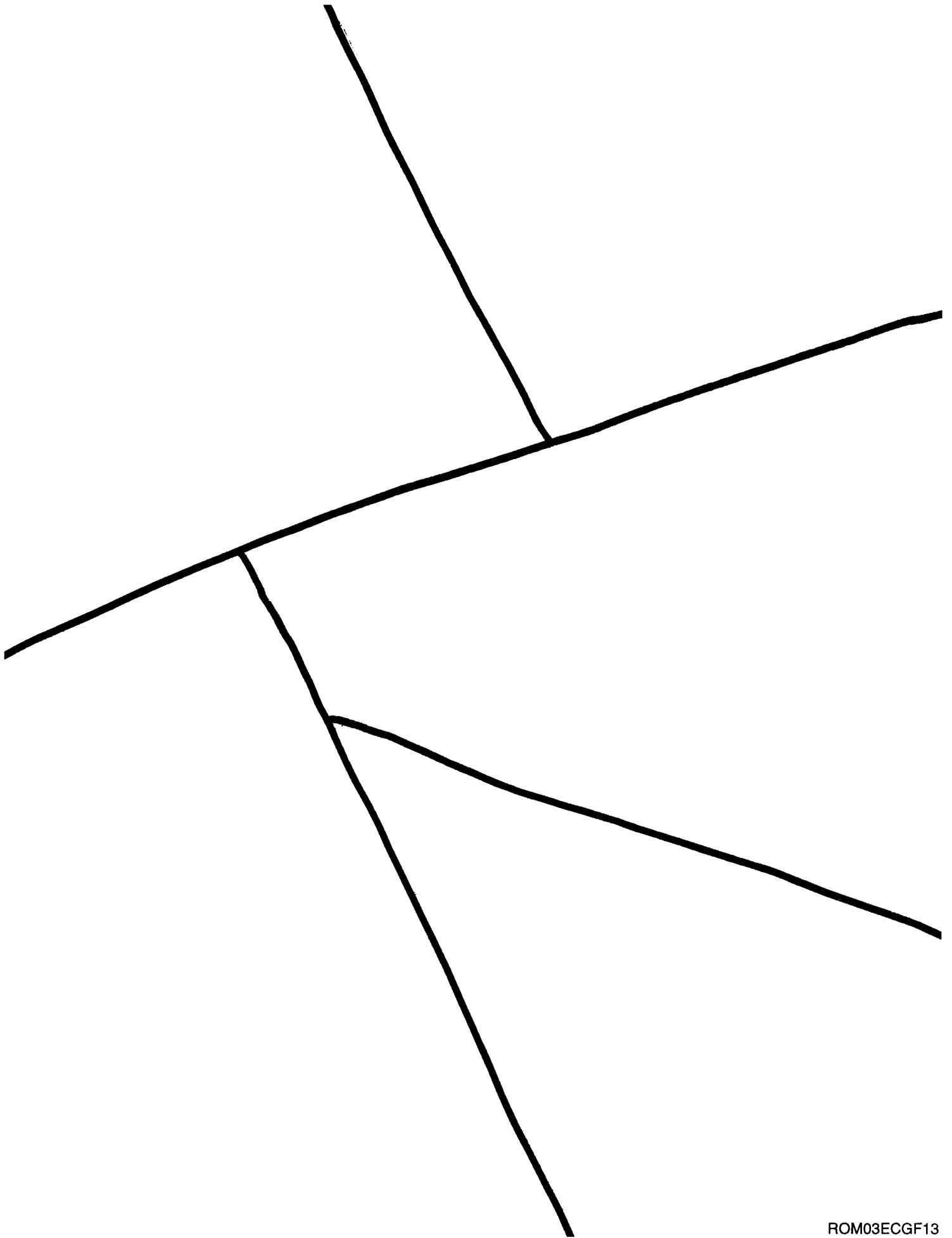
Adam and Eve disobeyed God.
They sinned.




Believe in Jesus, give Him your sins, and He
will give you His goodness.



The righteous will live by faith. Romans 1:17



January 13, 2002
Romans 3:21-5:21



This is what I learned today!


Paul continued writing to the Christians in Rome, telling them that faith in Jesus brings God's righteousness. Paul wrote about the first man and woman God created. Their names were Adam and Eve. They disobeyed God, and ate the fruit of the forbidden tree. Their disobedience is called sin. Now, each person who has ever been born has sin in his heart. Sin makes people want to disobey God. Sin causes selfishness, anger, jealousy, laziness, and wanting to disobey parents. Every person has a sin problem, but God has a plan to fix people's sin problem. God sent Jesus to die on the cross. Jesus took the punishment for the sins of everyone who believes in Him. When we give Jesus our sin, He gives us His goodness instead. Jesus helps us want to obey God.

Today's Memory Verses

**(2's & 3's) I am not ashamed
of the Gospel. Romans 1:16**

**(4's & 5's) The righteous will
live by faith. Romans 1:17**

**The solution
to the
sin problem—
Jesus!**




Let your preschool children glue "fruit" on the trees on the back side of this page. These fruits can be made by punching holes in colored paper (with a hole punch) or by tearing tiny bits of colored paper. Talk about how Adam and Eve saw, they took, they ate. They disobeyed. God punished Adam and Eve, then forgave them.

Show your children ways of resisting temptation. We can cover our eyes (when we see something that makes us want to disobey), swat our hand (when we want to take something that is wrong), and close our lips tightly shut (when we want to tell a lie or say something unkind).

Romans One, Seventeen, Memory Verse Song
(tune: "London Bridge")

**The righteous will live by faith,
Live by faith, live by faith.
The righteous will live by faith,
Romans one, seventeen.**

* For tunes to songs, ask about the preschool tape.



When Adam and Eve disobeyed God, sin entered their hearts.