

**Materials I Need:**

**Legend:**



= Option 1, Appropriate for 1<sup>st</sup> – 2<sup>nd</sup> Grade

= Option 2, Appropriate for 3<sup>rd</sup> – 6<sup>th</sup> Grade

**Memory Work:**

“Therefore, since we have been justified through faith, we have peace with God through our Lord Jesus Christ.” Romans 5:1

**Suggested Thematic Tracks:**

① Righteousness Declared – Justification

**HOOK:** Canceling the Penalty (*Skit*)

**BOOK:** Courtroom Classroom (*Role-play/Skit*)  
Water Glass Demonstration (*Illustration*)  
Wrinkly Paper Illustration (*Demonstration*)

**LOOK:** Who Is Righteous? (*Worksheet/Discussion*)  
*JUSTIFIED* Wall Poster (*Craft*)

Why Is Righteousness Required? (*Discussion/Coloring Page*)

God's Gift of Grace (*Craft*)

Justification (*Wordsearch*)

**TOOK:** God's Glasses (*Craft*)

Be Word Wise (*Crossword Puzzle*)

② Salvation by Faith

**HOOK:** Justified by Works or by Faith? (*Discussion/Illustration*)

Receive a Free Gift! (*Activity or Discussion*)

What Is Faith? (*Discussion/Activity*)

**BOOK:** Gift of God's Grace (*Object Lesson*)

**LOOK:** The Righteous Shall Live By Faith (*Puzzle/Worksheet*)

**TOOK:** The Gift of Salvation (*Craft*)



The Free Gift (*Craft*)

Other World Religions (*Discussion*)

➤ **Complementary Activities**

**Hook:**



① **Canceling the Penalty (*Skit*).**   With several other teachers or students, act out the first scenario in today's lesson: how the man got caught stealing bread to feed his family, the judge's pronouncement of guilt, and the judge paying the penalty and excusing the man entirely of his guilt. Explain that the skit is a demonstration of God's greatness which the students will learn about in today's lesson.



② **Justified by Works or by Faith? (Discussion/Illustration).** 🎨, 🦋 Explain to the students that, basically, there are two methods or ways a person can approach God—by works or by faith. The “by works” method is man-centered, based upon human achievement. The “by faith” method is God-centered, based upon God’s achievement, the death of Christ on the cross. To demonstrate the two methods, prepare beforehand the following:

1. 2 pieces of 2 x 6 board twelve inches long
2. 1 piece of metal plate 1/16 to 1/8 inches thick, slightly smaller in dimension than the 2 x 6 board
3. Sandwich the metal plate between the two boards and nail or screw the boards together to form one unit. In order to hide the presence of the metal plate, add a wood or paper band around the edge.
4. Over the metal plate area, drill numerous holes through the first 2 x 6, but not through the metal plate. Then drill two additional holes through the 2 x 6 and the metal plate. Carefully mark these holes. The holes should be larger than the diameter of a 16-penny nail. Smaller nails can be used and the drilled holes should match accordingly.

Explain to the students that you have a gift or prize for one of them and that there are two ways to get the prize. The first is by way of a contest - by working for it. Bring out the 2 x 6 and metal plate construct. Place a nail in one of the marked holes and drive the nail into the bottom board using several hammer blows. Tell the students that anyone who can drive a nail into the board without bending it will get a reward. Ask for volunteers. As each volunteer comes forward, place a nail in a hole that is not drilled through the metal plate. After a sufficient number of volunteers come up and fail, end the demonstration by driving one final nail through the last marked hole. Exclaim that you don’t know why the students had such a difficult time driving the nail into the board. Pronounce all the volunteers as having failed.

Now explain to the students that the second way to get the prize is not by working for it but by having faith. Ask for a volunteer. Have the volunteer come up. Tell the volunteer that you have already purchased the gift and it is fully paid for. Tell him or her that you have a free gift and ask if he or she wants it. If the student says yes, lay the gift on the table and say, “Here is your free gift,” and say nothing else. If the student takes the gift, he or she has demonstrated faith in your word. You may ask for additional volunteers to emphasize that the gift is free, as each student sees the other students’ faith demonstrated.


Debrief the students by asking questions and comparing the works-based method with the faith-based method.



② **Receive a Free Gift! (Activity or Discussion).** 🎨, 🦋 This is an idea that you can develop based upon the students, classroom set-up, and your budget. Spend some time as the students arrive, either talking about something they might like to receive as a free gift, or wrapping up gifts you have brought to give away. These gifts can be something such as a piece of candy or something you have made especially for each one of the students. You could come to class with the gifts already wrapped or you could use this time to wrap them. It would be more suspenseful if they did not see what the gifts were just yet. Build on this idea, getting them to express their feelings about receiving something for nothing.



② **What Is Faith? (Discussion/Activity).** 🎨, 🦋 Talk with the students about the concept of “faith.” Look up the definition in a dictionary. See how it is used in the Bible (Hebrews 11). Faith is belief in things unseen. Demonstrate this by having two student volunteers come to the front of the classroom and be blindfolded. These students will then be lead in a trust walk by two separate teachers. They should be lead through difficult maneuvers. Afterward have the students comment on how difficult it was to trust the teachers who were leading. Explain to the students that, even though we were not present at the time of Christ’s life, death, burial, and resurrection, if we have faith that these events did occur and trust in Him, we can receive an incredible gift that He gives to all believers.

 ➤ **Romans Medallion-Mobile (Review).** 🎨, 🦋 Utilize this overview tool and incentive program to motivate the students and their parents to memorize the outline and key verses for the book of Romans. Devote time in your classroom to equip the students with a framework for assimilating and retaining the deep truths of God's righteousness in Paul's letter to the Romans. Review the incentive program at length with the students (see the note to parents on the Scripture Key Chain) and encourage them to ask their parents to participate with them. Show the students both components of the program, the Take-Home Scripture Key Chain and the Medallion-Mobile itself, before passing out the Scripture Key Chain to any new participants. Direct them to memorize the next verse in the key chain for next week in order to be rewarded with the next medallion. These mobiles will be hung from the ceiling in the classroom over the next three months as the students are rewarded each medallion.

---



### Book:

#### Presentation Ideas –



**Justice and Mercy (Illustration/Coloring Page).** 🎨, 🦋 **ROM03.GF2.**



② **Gift of God's Grace (Object Lesson).** 🎨, 🦋 Bring in a beautifully-wrapped box. Review how you passed out gifts to the students earlier this morning and the benefits associated with receiving something very special without having to work to earn it. It's really fun when we get something we don't deserve. Open the box and reveal that inside it is a sign that says "God's Grace." This then will lead you into the presentation of the Bible Adventure for this morning. Explain that the best gift we could ever receive is God's grace. For those who believe in His Son, He graciously justifies each of us so that we can live eternally with a holy God.



① **Courtroom Classroom (Role-play/Skit).** 🎨, 🦋 Dress up like a judge and transform the classroom into a courtroom by arranging the tables and chairs. Select one student to be the accused and two other students to be witnesses. Put the remaining students in the jury. Bring the accusation before the jury. Have the witnesses testify. Have the jury find the accused guilty. Pronounce the penalty upon the guilty student and then give the penalty to another person in the room. Explain the parallel to the students of how Christ took the punishment for our sin so that we could be justified.



① **Water Glass Demonstration (Illustration).** 🎨, 🦋 You will need:

2 clear water glasses

**ROM03.GF1**

Assortment of small objects or clean rocks

Before class:

1. Cut out the outlines of the man and of Christ from **ROM03.GF1**. Tape to the water glasses.
2. Fill both glasses with water. In the "man" water glass, put some of the objects. These objects represent sin. The "man" water glass must start with "sin" in it because man was born sinful. Put no objects in the "Christ" water glass.

During class:

Explain to the students what the glasses and the objects represent. Now add more objects to the "man" glass, one at a time, giving examples of specific sins that they might relate to, both of omission and commission. For example, "When you were getting ready today to come to church, your brother asked you for help and you declined because you didn't want to help him. This is selfishness, a sin before God. I will add another object to the water to represent this sin." Make up more examples and explain to the students the helpless state of man: we were born sinful and will continue to sin unless God draws us to Him. Explain the Gospel. Show the students how Christ took the sins of man (the objects) upon Himself (transfer them to the "Christ" water glass), and paid the punishment for them on the cross. He did this so that we might be justified. Show them how the man is justified—clean and "just-as-if-I'd-never-sinned." Continue with the water glasses, showing how a Christian is one who has been made new by God. The Christian still sins but, because God has paid for his sins, he is made clean again and again as he turns to God for forgiveness.



① **Wrinkly Paper Illustration (Demonstration).** 🎨, 🦋 Cut the outline of a man out of three pieces of paper, large enough for your entire class to view without difficulty. Label each cutout as one of the following: Jesus Christ, sinful man, Christian. Hold up the first one for the students to see (Jesus Christ) and explain that, although He took on the body of a man, He never sinned. He was and is perfect and holy and sinless. Tape this cutout to the front of a paper sack. Next take the sinful man cutout and wrinkle it up into a ball. Explain that we received our sin nature from Adam (Romans 5:12). We were born sinful (Psalm 51:5). Unwrinkle the cutout. Tell the students that the wrinkles represent our sin. Just as there is nothing we can do to make this wrinkled paper flat and perfect again like the paper cutout of Jesus Christ, there is nothing a sinful man can do to get rid of his sin. Instead of getting better, he will just get worse. Crinkle the cutout up another way. Unfold it again and repeat that sinful man will just sin more and get worse and worse. The only way to be new and perfect again is if sinful man goes to Christ for redemption. Explain the Gospel. Put the sinful man in the paper sack (in Christ) and take out the third cutout, "Christian." Explain that when a person is forgiven and born again, he is a new person (2 Corinthians 5:17, Galatians 2:20). God gives him a new life and a new heart that wants to obey and live for Him.

### ***Bible Adventure for 1<sup>st</sup> – 6<sup>th</sup> Grades –***

A story is told of a ragged and penniless man who was caught stealing bread to feed his hungry family. The authorities brought him to a court of law where he had to appear before a judge. The judge declared the man guilty of committing the crime of stealing and announced his penalty, which was to pay a \$500 fine. However, the judge then did a very astonishing thing. He pulled \$500 out of his own pocket and gave it to the man, stating that he wanted to pay the fine himself. Additionally, the judge canceled the penalty against the man, excusing him entirely of his guilt. It was as if the man had never broken the law at all! The man left with his record completely cleared and an extra \$500 in his wallet! The judge acted justly by declaring that a crime had been committed and making sure that the proper fine was paid. But he also chose to show kindness in giving the man mercy and canceling his penalty. The judge's actions showed that he was indeed a very great man.

In a similar way, the greatness of God has been demonstrated in the Gospel, only to an infinitely greater degree. The Old Testament prophet, Isaiah, wrote long before Jesus was born, "For the LORD is our judge, the LORD is our lawgiver, the LORD is our king; it is He Who will save us" (Isaiah 33:22). God did save us when He sent His Son to die on the cross to pay the penalty for our sin. We were guilty but God Himself paid the price. This is the glorious Gospel of God of which Paul said, "I am not ashamed of the Gospel, because it is the power of God for the salvation of everyone who believes: first for the Jew, then for the Gentile" (Romans 1:16).

Throughout Paul's letter to the Romans, his theme was "the righteousness of God," which means that God is perfect and always does what is right. Romans 1:17 says, "For in the Gospel a righteousness from God is revealed, a righteousness that is by faith from first to last, just as it is written: 'The righteous will live by faith.'" Last week, we learned that God is righteous when He judges sinful man and condemns him to hell, whether Jew or Gentile. We all deserve eternal punishment for our sins, and because God is the perfect Judge, He must condemn us. Today we will see more of God's righteousness in His loving-kindness and mercy. Last week's truth was definitely one of despair, but today's truth puts the "good" in the Good News of Christ! Both truths are essential to the Gospel and must be understood and accepted before a person can receive God's gift of salvation.

At the end of Romans chapter three, after teaching about the sinfulness of man, Paul stated that we are justified by faith in Jesus Christ. Justification is the opposite of condemnation. To be justified means to be declared righteous by a judge, whereas to be condemned means to be declared guilty. God, our Creator and our Judge, declares a man righteous if he believes by faith that Jesus died to take away his sins. God then sees him as one who has fulfilled all the law perfectly and is without sin. One way to think about justification is to say JUST-IF-IED—just-as-if-I'd never sinned!

Being justified by faith is different from being justified by works. No one can do enough good things to be declared righteous by God. If you tried to follow the law perfectly, it would only serve to make you painfully aware of your sinfulness. On our own, there is nothing we can do to avoid condemnation. Paul pointed out that even Abraham, the "father of all Jews," was justified because of his faith in God, not because he followed the law. Romans 4:3 says, "Abraham believed God, and it was credited to him as

righteousness.” Only by God’s provision can sinful man enter into heaven, and His provision is Jesus Christ.

In Jesus we have everything we need for salvation. His blood was shed as a final and perfect sacrifice for our sins. God poured out His wrath upon Jesus instead of those who would accept the Gospel by faith. Thus, God provided His own righteousness for us. We do not earn it but receive it by faith as a gift from God.

After Paul explained what it meant to be justified by faith, he went on to describe what believers can enjoy as a result of their justification. Once justified by faith, a man has peace with God. In fact, God sees him as he sees Christ: perfect and without sin. He is no longer separated from God. Instead, he finds grace abounding for every need and the love of God poured out in his heart. Even difficult circumstances are considered a joy for this justified man living by faith because he will always hope in the coming glory of God. No matter what happens, he will always have eternal life to which he can look forward.

Man has not merely been stealing bread like the one in our opening story. Rather, he has been wicked and arrogant in dishonoring God. Our just penalty is condemnation. Like the judge in the story, our Great Judge has paid the punishment that was due us through the death of Jesus Christ. He has wiped our record clean just as if we’d never sinned. But like air that is a gift from God, we must breathe it. And like water that is a gift, we must drink it. Salvation is likewise a gift from God, but we must believe it. We must believe Him, everyday trusting God—thus being saved by faith. Do you believe God at His word? Have you received God’s righteousness in Christ by faith, or are you trying to earn it on your own? Meditate on the words of Romans 6:23, “For the wages of sin is death, but the gift of God is eternal life in Christ Jesus our LORD.”



#### Aim Questions

1. **What is the theme of Romans?** (*The righteousness of God; that is, God’s right-ness or perfection in doing right.*)
2. **What is condemnation?** (*Being declared guilty before a judge.*)
3. **Why is God righteous to condemn every man?** (*Every man is guilty of dishonoring God and breaking His Law, and God must judge rightly.*)
4. **What is the “Good News” of the Gospel of God?** (*God gives His own righteousness to anyone who believes and trusts God for salvation in Christ.*)
5. **What does it mean to be justified by faith?** (*To be declared righteous before God, our Judge, just-as-if-I’d-never sinned, because of our trust in God.*)
6. **How have you tried to earn your salvation?**
7. **How would God judge you today if you had to appear before Him?**




#### Look:



① **Who Is Righteous? (Worksheet/Discussion).**   This worksheet, **ROM03.GF3**, contrasts who is righteous in man’s eyes as compared to who is righteous in God’s eyes. Discuss with the students about how man looks on the outward appearance but God always looks on the heart (1 Samuel 16:7). God looks at man’s heart or inner being and only sees that “There is no one righteous, not even one; there is no one who understands, no one who seeks God. All have turned away, they have together become worthless; there is no one who does good, not even one” (Romans 3:10–12). Have the students fill out the first part of the worksheet “Who Is Righteous in Your Eyes?” Have the students share their answers: who was at the top of the list; who was at the bottom of the list and why. Have the students complete the second part of “Who Is Righteous in God’s Eyes?” This section could be done in small table groups where the teacher could be more sensitive to the spiritual needs of each student. Discuss each question and its answer with the students. Some of the answers may not be obvious and further explanation will be required. Teachers, be prepared to share other Bible verses that emphasize these truths.



① **JUSTIFIED Wall Poster (Craft).**  Have the students color **ROM03.GF4** and decorate this sign declaring the righteousness of a believer. Help them paste it onto a backing sheet of a larger piece of construction paper to form a frame. It can then be taken home to hang on a wall.

- ① **Why Is Righteousness Required? (Discussion/Coloring Page).** 🎨, 🦋 The older students can skip the coloring page (**ROM03.GF5**) and simply review atonement for sins, which was necessary for God's people. Use visuals showing the temple, the priests, sacrifices, the Mercy Seat, Holy of Holies, etc. Talk about the rituals and ceremonies performed to atone for the sins of the Israelites. Explain that only the High Priest was allowed into the special room where God resided. He could only go in once a year and would spread the blood of the sacrificed animal on the Mercy Seat above the Ark of the Covenant. Ask the students how this changed when Christ died. Then explain that the curtain separating the holiest place in the temple, where God resided, was torn in half! This symbolized the fact that, through the death of Christ, those who have faith in Him have been declared righteous once and for all and can be in the presence of God. Our gracious and merciful Father provided a way for each one of His children to be able to be in His presence. We are reconciled to God. He has removed the barrier that stood between God and His children—sin.
- ① **God's Gift of Grace (Craft).** 🎨, 🦋 Use a square envelope and decorate it to look like a fancy package. On the outside write "God's Gift of Grace." Inside the flap (to be seen as you open the envelope) write "Salvation Through Faith in Christ." Guide the students through this morning's lesson to review the important points. Write them on the board in front of the class so that they can be copied down. Keep each point short, using only a few words. Be sure to reference additional scriptures which supplement this lesson. Instruct the students to write down several of these points on slips of colored paper and tuck them inside the envelope. Have them write out the memory verse and put that inside, as well. Encourage the students to use this at home this week with their parents as they review what they have learned this morning.
- ① **Justification (Word Search).** 🎨, 🦋 Have the students use **ROM03.GF6 Pg. 1** to learn and apply the words learned in the Bible Adventure. *Answer Key: ROM03.GF6 Pg. 2*
- ② **The Righteous Shall Live by Faith (Puzzle/Worksheet).** Have the students find the memory verse, Romans 1:17, in the puzzle and write it down in the boxes provided on the bottom of the worksheet. 🦋 **ROM03.GF7 Pg. 1**, 🎨 **ROM03.GF7 Pg. 2**, *Answer Key: ROM03.GF7 Pg. 3*
- **A Test of Biblical Proportions (Worksheet).** 🦋 Bible terms often can be difficult to explain. Have the students draw a line from the Bible term to its definition on **ROM03.GF8**. Teachers should look up the terms in a Bible Dictionary to understand the fuller meaning of the terms.
- **Be Word Wise (Game).** 🦋 Before class, hide the definitions on **ROM03.GF9 Pg. 1**. Divide the class into two teams. Give each team half of the set of words from **ROM03.GF9 Pg. 2**. When you tell them to start, they must search for the definition of their word. If they find someone else's word definition, they quietly leave it and continue looking for their own. If the students are taking too much time, have them all find a definition, whether it is the correct one or not. Discuss the terms and definitions. The team with the most correct answers is the winner.
- **Aim Questions (Worksheet).** 🎨 Have the students answer the Aim Questions about today's Bible Adventure, **ROM03.GF10**.
- **Passage Review Questions (Worksheet).** 🎨, 🦋 This booklet contains many questions from the Scripture passage covered in today's lesson. Students may work on them in class and complete them during the week at home, **ROM03.GF11**.
- **Romans 5:1 (Memory Verse Song).** 🎨 Words and music for today's memory verse are available upon request from Children's Ministry.



## Took:



① **God's Glasses (Craft).**   Each student will need:



Glasses parts from **ROM03.GF12 Pg. 2**

Two pieces of red acetate, approximately 1"x1 ½"

**ROM03.GF12 Pg. 1**



Review with the students that when we believe in Christ, God then sees us as one who is justified (just as if I'd never sinned). God sees us as He sees Christ: perfect and without sin. After the glasses are made, have the students write different sins they have committed around the cross on **ROM03.GF12 Pg. 1** using **red crayon** (make sure the students write lightly with the red crayon). Examples: yelled at brother, talked back to parents, cut in line, etc., or just have them write SIN, SIN, SIN all over the page. Then explain that if they truly repent and ask forgiveness, through faith in Christ, their sins will be forgiven because God no longer sees their sin. Have the students put on the glasses and look at the paper. The sins will disappear.



① **Be Word Wise (Crossword Puzzle).**   Have the students work the crossword puzzle on **ROM03.GF13 Pg. 1** to help learn the important terms in today's lesson.

*Answer Key:* **ROM03.GF13 Pg. 2**



② **The Gift of Salvation (Craft).**   Each student will need:

**ROM03.GF14** copied onto cardstock or construction paper

red wrapping ribbon

scissors

glue

markers

Have the students follow the instructions on **ROM03.GF14** to complete the craft. Explain that this card reminds us that salvation is a gift from God, but we must believe it. We must believe in Him and trust Him, thus being saved by faith.



② **The Free Gift (Craft).**   Each student will need:

**ROM03.GF15** copied onto cardstock

crayons or markers



glue or tape

scissors



colored tissue paper


Have the students follow the instructions on **ROM03.GF15** to complete the craft. The students can use this as a tool to share the Gospel with friends.




② **Other World Religions (Discussion).**   Compare and contrast other religions of the world with Christianity. Use **ROM03.GF16** for a reference. Talk with them about how, in Christianity, which is a relationship with the one true God, that God states that there is no way to work your way into God's kingdom. Only God can provide the means for sinful man to enter heaven. All "religions" define some kind of way to work your way into heaven or happiness.



➤ **Romans Hand Motions (Review).**   Teach this week's hand motions that go along with the overview and incentive program of the Romans Medallion Mobile as described in the HOOK time. This will facilitate the memorization of the outline and key verses for the book of Romans. Refer to **ROM01.GF19** for the appropriate hand motions.



# Justice and Mercy



# Who Is Righteous?

Arrange the following list of people in order of how good or righteous they are. Place the best person on top of the list.

Murder, Liar, Cheater, Bully, Pastor, Teacher, Used Car Salesman, Billy Graham, Michael Jordan, Dennis Rodman

1. \_\_\_\_\_
2. \_\_\_\_\_
3. \_\_\_\_\_
4. \_\_\_\_\_
5. \_\_\_\_\_
6. \_\_\_\_\_
7. \_\_\_\_\_
8. \_\_\_\_\_
9. \_\_\_\_\_
10. \_\_\_\_\_

Who Is  
Righteous in  
your Eyes?

Answer the following questions. Some the answers can be found in the verses below:

1. From where does true righteousness come?  
\_\_\_\_\_
2. Can we get righteousness by keeping the Law, or the ten commandments? \_\_\_\_\_
3. Are you a sinner? \_\_\_\_\_
4. Do you need to be righteous in God's eyes? \_\_\_\_\_
5. If you put your faith, or believe, in Jesus Christ, what will God give you? \_\_\_\_\_

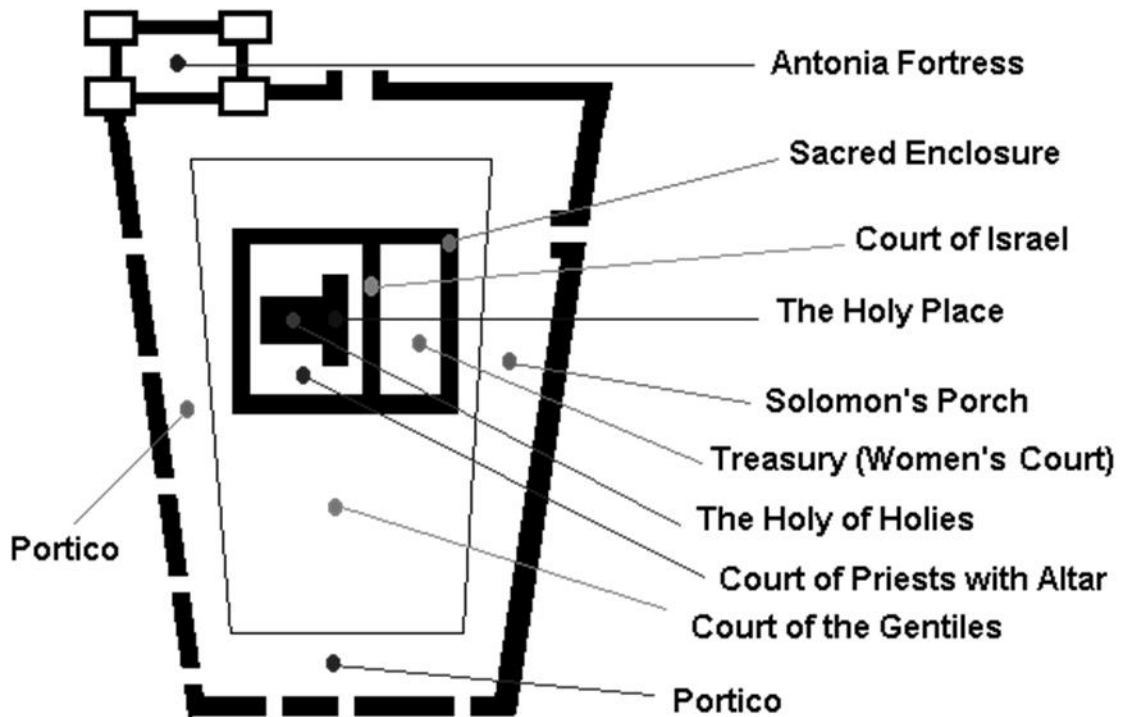
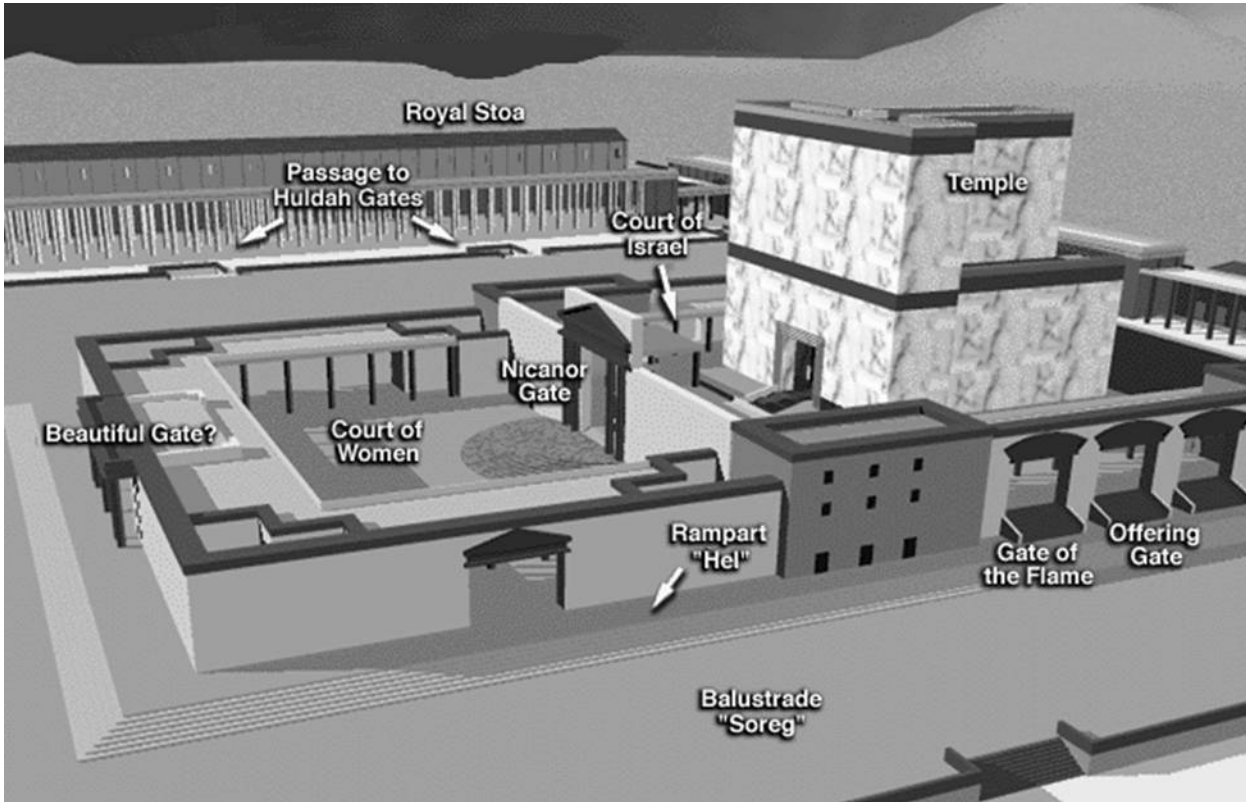
Who Is  
Righteous  
in God's  
Eyes?

Romans 3:21 But now a righteousness from God, apart from law, has been made known, to which the Law and the Prophets testify. 22 This righteousness from God comes through faith in Jesus Christ to all who believe. There is no difference, 23 for all have sinned and fall short of the glory of God, 24 and are justified freely by His grace through the redemption that came by Christ Jesus.

JUSTIFIED  
as if  
I'D Never Sinned

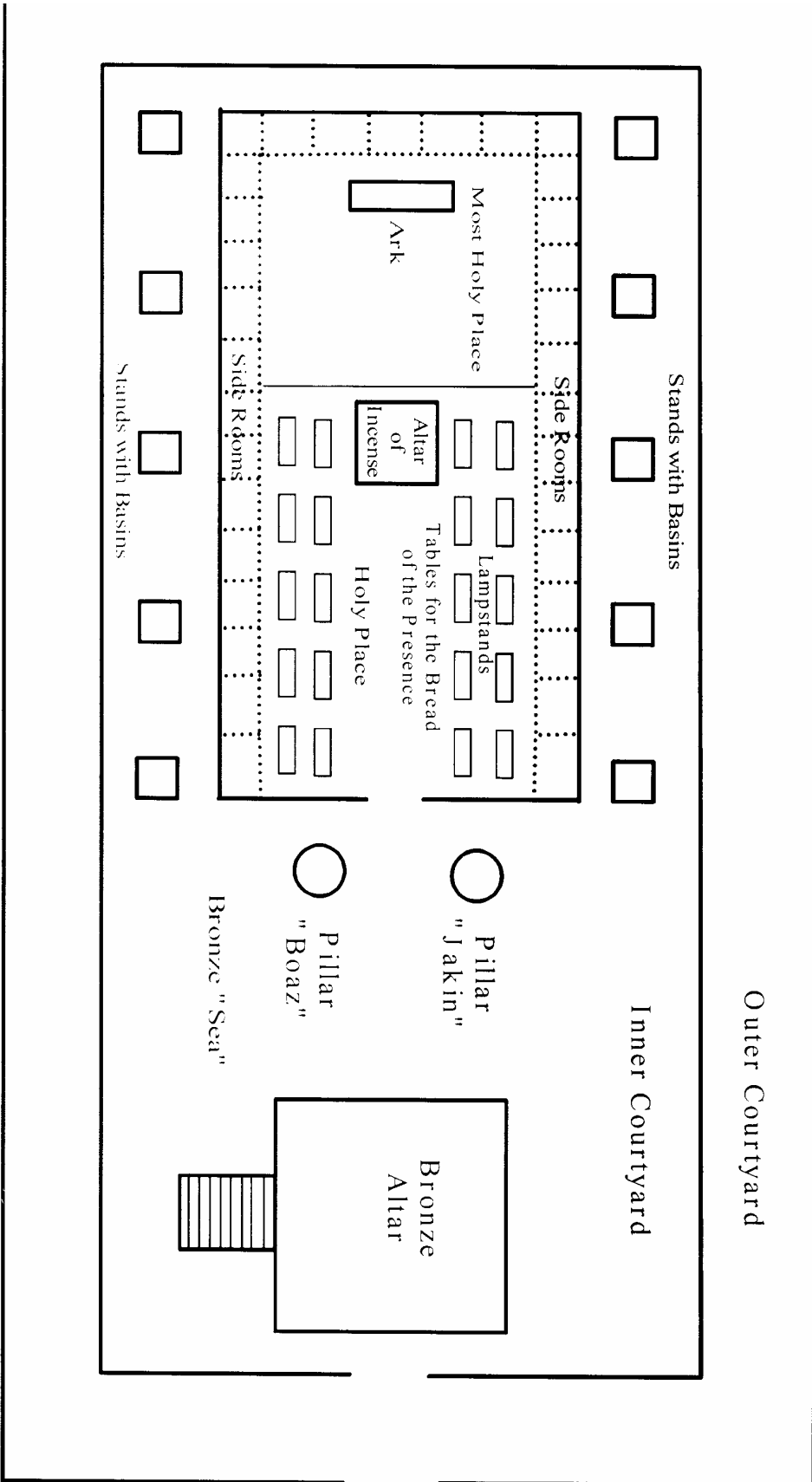
GALATIANS  
2:16

# Herod's Temple



The Temple Area

# Solomon's Temple



# Justification

Find the words below inside the puzzle. Talk with the teacher and fellow students about the meanings and application of each of these words in relation to this morning's Bible Adventure.

N O I T C E F R E P O H P R P  
O D E S A E L E R D S A G K S  
I S A T I S F I E D Y Y U U E  
T B X N L I S L D M Q U B N P  
A O T A F J I D E U C S E R D  
I N P F Q C U N M Y T K D Y C  
T D M N N G T S P I H P E C G  
I A H O S U O E T H G I R R M  
P G C I S J B U I I L M A E O  
O E Y T X N T N O A F C L M F  
R J M A I E A F N Z E I C P I  
P L T V S A C R I F I C E T E  
R T B L W J E A S G L W D D U  
I A F A I T H N E J E X C A L  
M R K S E O C Q G P B Q Z V Y

Belief

Bondage

Declared

Eternal

Faith

Gift

Grace

Hope

Justified

Mercy

Payment

Peace

Perfection

Propitiation

Ransom

Reconciled

Redemption

Released

Rescued

Righteous

Sacrifice

Salvation


Satisfied

Sin

Substitute

# Justification

Answer Key



Belief

Bondage

Declared

Eternal

Faith

Gift

Grace

Hope

Justified

Mercy

Payment

Peace

Perfection

Propitiation

Ransom

Reconciled

Redemption

Released

Rescued

Righteous

Sacrifice

Salvation

Satisfied

Sin

Substitute

# The Righteous Shall Live by Faith

Can you find today's memory verse? Start at the top arrow and write the letters in the boxes below the puzzle.



R	o	m	w	c	h	r	e	k	d	z	l	a	r	i	w	j	j	s	a
b	c	a	d	e	f	g	h	y	r	d	e	n	r	g	z	e	s	s	f
w	v	n	j	k	o	t	t	t	d	g	p	l	i	h	j	n	r	v	r
v	e	s	q	a	j	i	h	e	g	o	s	t	g	t	g	s	d	g	o
f	d	1	k	h	3	k	t	4	8	g	t	k	h	e	o	u	c	w	m
6	l	:	4	x	r	i	n	z	z	b	g	n	n	r	c	c	x	q	G
s	a	1	7	F	o	k	z	h	=	3	p	z	p	x	u	+	2	=	o
u	k	s	f	k	z	g	a	,	d	e	l	a	e	v	e	r	s	i	d
w	5	p	0	j	b	w	r	7	o	z	p	u	7	w	x	w	j	x	z
k	j	8	h	g	l	h	i	v	z	o	b	s	n	e	s	s	u	z	c
z	j	u	g	9	j	+	g	h	t	e	o	u	x	7	x	t	2	j	x
3	w	j	3	z	w	x	3	u	v	q	m	x	2	=	o	h	r	u	l
q	e	m	o	r	f	h	t	i	a	f	y	b	s	i	t	a	f	z	4
e	f	f	z	6	j	5	x	5	z	7	m	z	4	p	q	i	z	q	x
e	5	i	f	b	a	s	t	r	t	i	s	w	r	i	t	t	e	n	:
z	b	r	j	z	l	k	j	=	i	f	7	v	m	v	g	z	m	z	“
e	x	s	t	t	o	w	u	w	s	v	z	s	u	o	b	9	x	q	T
x	z	x	=	=	q	4	s	t	a	x	w	4	e	m	v	m	6	h	
”.	w	+	h	4	v	+	l	3	x	c	q	i	x	t	h	g	i	r	e
h	t	i	a	f	y	b	e	v	i	l	l	l	q	2	x	b	l	q	9



							:												
																			”.



# The Righteous Shall Live by Faith Puzzle Key

R	o	m									l	a	r	i					
		a									e		g		e	s	s	f	
		n									p		h		n				r
		s					h	e	g	o	s		t		s				o
		l					t							e	o	u			m
		:			r	i	n												G
		l	7	F	o														o
							a	,	d	e	l	a	e	v	e	r	s	i	d
							r												
							i					s	n	e	s	s			
							g	h	t	e	o	u					t		
																	h		
		m	o	r	f	h	t	i	a	f	y	b	s	i	t	a			
		f																	
		i			a	s	t		t	i	s	w	r	i	t	t	e	n	:
		r			l		j		i										“
		s	t	t	o		u		s			s	u	o					T
							s	t	a			w		e					h
		”										i		t	h	g	i	r	e
		h	t	i	a	f	y	b	e	v	i	l	l	l					

R	o	m	a	n	s		l	:	l	7		f	o	r		i	n		t	h	e		g	o	s	p	e	l	
f	r	o	m		G	o	d		i	s		r	e	v	e	a	l	e	d										
r	i	g	h	t	e	o	u	s	n	e	s	s		t	h	a	t		i	s		b	y						
f	a	i	t	h		f	r	o	m		f	i	r	s	t		t	o		l	a	s	t	,					
j	u	s	t		a	s		i	t		i	s		w	r	i	t	t	e	n	:		“	T	h	e			
r	i	g	h	t	e	o	u	s		w	i	l	l		l	i	v	e		b	y		f	a	i	t	h	.”	

## A Test of Biblical Proportions

Can you define these terms? Draw a line from the word to its correct definition.

Biblical Faith

The part of a person that tells the difference between what is right and wrong; the moral sense to discern both good and evil.

Redemption

A right standing before God; a pure heart; living your life according to God's standards.

Propitiation

sinful people receiving: **God's Righteousness At Christ's Expense**; when we receive something as a gift that we could never earn or deserve

Sin

Trusting that there is a God, and that He punishes sin; trusting that Jesus is God's Son, that He died on the cross for your sins, and that He rose from the dead after three days; trusting so much that something is true that you will behave accordingly.

Grace

The divine side of the work of Christ on the cross: God is fully satisfied with Christ's blood sacrifice on the cross for man's sin; blood that is shed as a sacrifice for sin.

Justification

To buy something back that has been sold or lost.

Righteousness

To pronounce guilty from the result of an investigation; to judge.

Conscience

When you know what is right, and do not do it. In reality, you are breaking God's law when you sin: you are disobeying God, and He punishes all sin.

Condemnation

A divine act whereby an infinitely-holy God judicially declares a believing sinner to be righteous and acceptable before Him because Christ has borne the sinner's sin on the cross.

BE  
WORD WISE

CONDEMNED

JUSTIFIED

RIGHTEOUSNESS

MERCY

HOPE

ETERNAL

JOY

GUILTY

FAITH

SAVED

JEW

GENTILE

## DEFINITIONS OF WISE WORDS

**TO BE DECLARED  
GUILTY**

**JUST-AS-IF-I'D-NEVER  
SINNED**  
TO BE DECLARED RIGHTEOUS  
BY A JUDGE

BEING IN A RIGHT  
RELATIONSHIP WITH GOD;  
NOT GUILTY BEFORE GOD

KINDNESS AND  
FORGIVENESS,  
ESPECIALLY WHEN GIVEN TO A  
PERSON WHO DOESN'T  
DESERVE IT

THE ANTICIPATION  
OF SOMETHING  
GOOD

**FOREVER**

TO BE GLAD, HAPPY,  
DELIGHTED, CHEERFUL

DESERVING PUNISHMENT  
FOR BREAKING A LAW OR  
COMMANDMENT

BELIEF AND TRUST IN GOD;  
KNOWING THAT GOD IS REAL,  
EVEN THOUGH ONE CAN'T SEE  
HIM

PEOPLE WHO ACKNOWLEDGE THAT  
BY JESUS' DEATH THEY HAVE BEEN  
RESCUED FROM THE PUNISHMENT  
OF DEATH THAT THEIR SINS  
DESERVE

ONE OF THE CHOSEN PEOPLE  
OF GOD; A DESCENDANT OF  
ABRAHAM THROUGH JACOB

**ANYONE WHO IS NOT  
A JEW**

# Aim Questions

Answer the following questions about today's Bible Adventure.

1. What is the theme of Romans?
2. What is condemnation?
3. Why is God righteous to condemn every man?
4. What is the “Good News” of the Gospel of God?
5. What does it mean to be justified by faith?
6. How have you tried to earn your salvation?
7. How would God judge you today if you had to appear before Him?

*Believe God that salvation is a gift from Him  
and that through faith you will be saved.*



*“Therefore, since we have been justified through faith, we have peace with  
God through our Lord Jesus Christ.”*

*Romans 5:1*

## **Passage Review Questions**

### **Romans 3:21-5:21**

Who preached a righteousness from God apart from the law?  
(3:21)

Through whom does this righteousness come and how do you  
get it? (3:22)

Are there any groups of people or individuals who have not  
sinned (besides Jesus)? (3:23)

How much does it cost to be justified or made right with God?  
(3:24)

How do we become justified? (3:24)

Why did God present Jesus as a sacrifice? (3:25-26)

Why was Abraham considered a righteous man? (4:3)

Was Abraham's faith considered righteous because he was a Jew? (4:9-10)

Of whom is Abraham the father, according to Paul? (4:11-12)

Was it through the law that Abraham was promised to be the heir of the world? (4:13)

Why does the law not guarantee the promise made to Abraham? (4:14-15)

Where does the promise come from: the law (works) or by faith? (4:16)

How did Abraham become the father of all nations? (4:18)

Why was God's promise to provide offspring to Abraham a supernatural act? (4:19)

How did Abraham respond to God's promise? (4:20-21)

Why were the words "it was credited to him" written for us as well as Abraham? (4:24-25)

How do believers gain access to God the Father? (5:1-2)

Why do believers rejoice when they suffer? (5:3-5)

What is exceptional about Christ's dying for us? (5:6-8)


How are believers saved from God's wrath? (5:9-11)

# God's Glasses




# God's Glasses

Cut out the glasses and lay the pieces flat on the table. Use clear tape to add the ear pieces. Tape both front and back sides for added strength. Tape red cellophane to the inside of the glasses to make red lenses.



# Be Word Wise



## Across

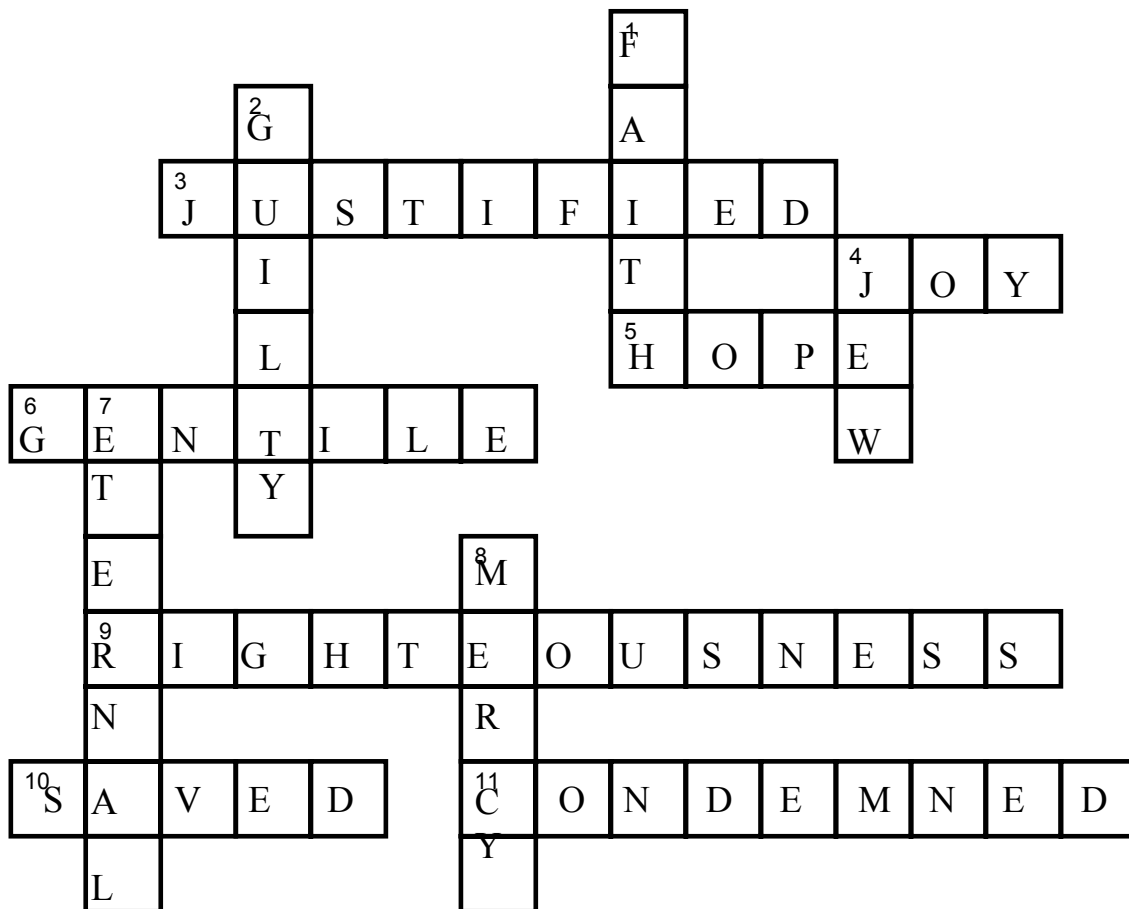
3. Just-as-if-I'd-never-sinned; to be declared righteous by a judge
4. To be glad, happy, delighted, cheerful
6. Anyone who is not a Jew
9. Being in a right relationship with God; not guilty before God.
10. People who believe that Jesus was punished and died for their sins
11. To be declared guilty

## Down

1. Belief and trust in God; knowing that God is real, even though one can't see Him
2. Deserving punishment for breaking a law or commandment
4. One of the chosen people of God; a descendant of Abraham through Jacob
7. Forever
8. Kindness and forgiveness, especially when given to a person who doesn't deserve it

# Be Word Wise

## ANSWER KEY




### Across

3. Just-as-if-I'd-never-sinned; to be declared righteous by a judge
4. To be glad, happy, delighted, cheerful
6. Anyone who is not a Jew
9. Being in a right relationship with God; not guilty before God.
10. People who believe that Jesus was punished and died for their sins
11. To be declared guilty


### Down

1. Belief and trust in God; knowing that God is real, even though one can't see Him
2. Deserving punishment for breaking a law or commandment
4. One of the chosen people of God; a descendant of Abraham through Jacob
7. Forever
8. Kindness and forgiveness, especially when given to a person who doesn't deserve it


1. Cut around the bow and the box.
2. Fold the sides in to form a card.
3. Tape ribbon to the front vertically and horizontally to make the card look like a gift-wrapped box.
4. Cut the ribbon so that the card can open.



Cut slit to open card

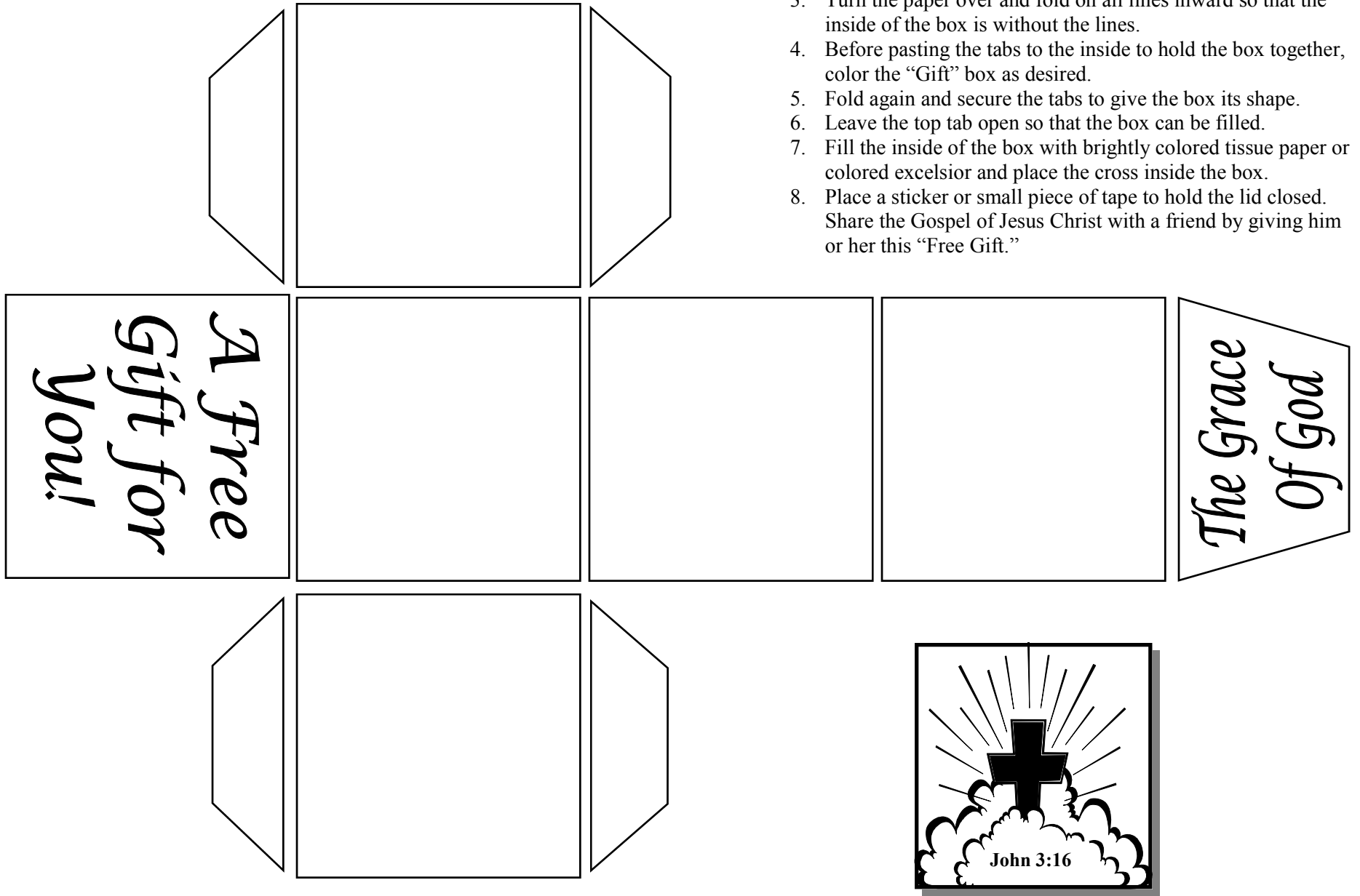


# The Gift of Salvation



“For the wages of sin is death,  
but the gift of God is eternal life  
in Christ Jesus our Lord.”

Romans 6:23



1. Cut out the box just barely outside the lines.
2. Cut around the tabs.
3. Turn the paper over and fold on all lines inward so that the inside of the box is without the lines.
4. Before pasting the tabs to the inside to hold the box together, color the "Gift" box as desired.
5. Fold again and secure the tabs to give the box its shape.
6. Leave the top tab open so that the box can be filled.
7. Fill the inside of the box with brightly colored tissue paper or colored excelsior and place the cross inside the box.
8. Place a sticker or small piece of tape to hold the lid closed. Share the Gospel of Jesus Christ with a friend by giving him or her this "Free Gift."

## World Religions Saved by Faith or by Works

Word of God	Ephesians 2:8-9 “For it is by grace you have been saved, through faith—and this not from yourselves, it is the gift of God—not by works, so that no one can boast.”
Christian Science	Final deliverance from error is not reached by pinning one’s faith, without words, to another’s vicarious effort. God created all through mind, and made all perfect and eternal. Where, then, is the necessity for re-creation?
Spiritualism	Man becomes his own savior. We affirm the moral responsibility of the individual, and that he makes his own happiness or unhappiness as he obeys or disobeys Nature’s physical and spiritual laws. Man becomes a spirit after death, doing both evil and good, but he may be saved as he progresses from one spirit level to the next. We affirm that the doorway to reformation is never closed against any human soul, here or hereafter.
Jehovah’s Witnesses	All have shared death because of Adam’s sin, who paid our penalty to justice. No one has immortality by re-creation. Man, by reason of the present experience with sin, and its bitter penalty, will be fully forewarned, and when, as a result of ransom, he is granted another trial, we may be sure that only the willfully disobedient will receive the penalty of the second trial. The second trial will decide whether we may, or may not, have everlasting life.
Theosophy	Man is a spiritual being in his essence with the Universal Spirit manifested in and through the universe. Throughout each incarnation it inhabits the capacity to respond to its impulses, but it is through the molding as successive bodies that it accomplishes its task of human elevation. The innate character which the child brings into the world is the result of its own past. We made our present destiny in our past and are making our future destiny in our present.
Mormonism	To get rid of our sins we must work out our own salvation through the teachings and forms of the Mormon church. We must learn to be gods ourselves, the same as all gods have done before us. Baptism by immersion is for the remission of sins. The living may be baptized for the dead. Living saints should get their genealogies so that their ancestors may have vicarious baptism.
Unity	All men may attain the “Christ perfection” by living the righteous life. The Christ principle is the property of all men. Man is the builder and to him is given all the materials out of which to construct the temple in which he dwells. The repeated incarnations of man are a merciful provision to the end that all may have opportunity to attain immortality as Jesus did.