

December 30, 2001

Early Childhood

Paul Wrote a Letter to the Romans.

Romans 1:1-17

ROM01EC

Romans

Materials I Need:

Key for symbols:



This symbol represents ideas that can be used for two-year-olds through kindergarten. Please remember to slow way down for two-year-olds and keep the pace moving for five-year-olds.



This symbol represents ideas that can be used for two- and three-year-olds.



This symbol represents ideas that are best used for four-year-olds through kindergarten.

Memory Verse:

Romans 1:16: I am not ashamed of the Gospel.



Hook:



Teacher Tip: The Look activities should review the Bible Adventure truths. Have your game or activity materials ready and available before class. It is helpful to write out the words to the finger plays, song activities, or games on the chalkboard for all the adult helpers to see.



Letter Writing Center: Provide papers, envelopes, stickers, crayons, or marking pens for the children to write letters and draw pictures. After they are done, have them seal their envelopes and put them in a classroom mailbox which is provided through the Teachers' Workroom. In today's Bible Adventure, we start the book of Romans. Romans is really a letter that Paul wrote to the new Christians in Rome. We're writing letters today, thinking of the person we are writing to. Paul was thinking and loving the people who wanted to know about Jesus in the city of Rome. He wrote his letter to encourage those new Christians. Sing "Paul Wrote a Letter" (see Song section).



Missionary Letter Table: (ROM01ECGF11) Provide a GF11 letter for each child to add drawings and write their names. Have a picture of one of the church's missionary families on the table, and talk about where they live in the world and how they are not ashamed to tell others about Jesus. Name the family members. Talk about their country. At the end of Hook time, fold up the papers to the letter and put them in an envelope to be mailed. In today's Bible Adventure, Paul wrote a letter to people he loved. They lived in the city of Rome and were learning about Jesus and teaching others to know Jesus. Our missionaries are doing the same thing in other parts of the world. We will send this letter to show we love them for what they are doing.



Mailman Delivery: Have an adult dress up to look like a mailman. At some point during the Hook Time, have him go from classroom to classroom, knock on the door, and enter saying, "Mail call, mail call." The mailman gives a large manila envelope addressed to the class to the teacher. He can say, "This is a Special Delivery for the two-year-old class from the Apostle Paul." The teacher may then have the children guess what the letter might say and walk around the room showing the children that it is addressed to them. Put the envelope in the story circle to be opened before the Bible Adventure. At that time, the teacher can slowly open the letter and pull out a Bible and open it to the book of Romans. The Aim Questions can also be included in the envelope.



Transportation Center: Provide the group with numerous types of vehicles, and talk about what they are used for and who would use them. Include a boat. "In today's Bible Adventure, Paul was limited on ways to travel to tell people about Jesus. He walked, and he used one of these types of vehicles. Which one is it? (Boat.) Why didn't he fly or drive a car? (It was before they had been made.)"


- Telephone Center:** Use a couple of play phones to act out calling other people. Have the children pretend to call someone and tell them about Jesus. Who did they call? What did the other person say? "In today's Bible Adventure, Paul was not ashamed or embarrassed to tell others about Jesus. Some people didn't want to hear about Jesus, but that did not stop Paul from telling as many people as he could."
- Bette Lukens Flannel Board:** Use the pictures of Paul, Timothy, and Silas along with cities, a boat, and a donkey, and have the children move the figures around the board. Who were these men talking about? (Jesus.) Where did they go? (From city to city.)
- Silhouette Drawing Center:** This activity is described in the Took section of this lesson. To alleviate long waiting times, start drawing during the Hook time and finish others during the Hook time. Label the silhouettes as they are drawn. "In today's Bible Adventure, Paul is blinded by a bright light. This light will not blind you, but it might make you want to cover your eyes."
- Building Block Towns:** Build a town with blocks and walk your fingers from door to door, asking the people there if they have heard about Jesus. Use biblical names, if possible, like Jerusalem, Damascus, Tarsus, Thessalonica, and Rome.
- Map Play:** Use any old map (USA, Washington State, etc.) and small Fisher Price people. Walk the people around the map, telling people everywhere about Jesus.
- "I See" Game:** Children stand in a circle. You stand in the middle and say, "I'm glad to be at Bible School today with someone I see who has red curly hair." When a child guesses the person you were thinking of, that child gets to come into the center of the circle, be "it," and figure out the next child to be thinking of. We are glad to be at Bible School together. We are glad we can see each other and see whether we have brown hair or are wearing red. Saul lost his sight for awhile. He couldn't see those around him. Listen to see what happened to Saul when he could not see.
- Footprints Walking:** Children stand on a piece of butcher paper and trace their footprints. Let them color them. Talk about walking to share the good news about Jesus just like Paul.
- Bible Story Review:** Read the story of Saul's conversion from a simple version of a children's Bible or story book.
- ④ **Blind Sorting:** Provide children with fruit-loops, buttons, and beans. Sort them. Sort out in groups of three or five. Blindfold a child and let him try to sort the items and find out hard it was for Saul when he was blinded.





Book:

Presentation Ideas -

- Color and show the **ROM01ECGF1, ROM01ECGF2, ROM01ECGF3, ROM01ECGF4, and ROM01ECGF5** pictures as you tell the Bible Adventure. These pictures are more interesting if they are mounted on construction paper. Keep these pictures for review in future lessons.
- Mailbox for Mail:** Use the mailbox (request one from the Children's Workroom) and retrieve the delivered "letter" that was made during the Hook time. Or, open the mailbox and take out a Bible with a bookmark placed in the book of Romans.
- Review Like Paul:** Each week, provide a special chair (drape a decorative cloth or sheet over a bigger chair), a small writing desk, if possible, and a "Romans" shirt for a child to wear. This shirt can be a white t-shirt on which the teacher draws a different symbol each week to remind the children of the Roman lessons. This week, the symbol is a Bible (see ROM02ECGF6 for a sample) with the word "Gospel" written on it. A child is selected (pull a name out of a basket) to sit on the chair and wear the shirt. The child tells us something about Paul and what he wrote to tell the Romans in the letter today. "What book are you writing, Paul? Who has sin in his life? What are some common sins of the Jews and Gentiles and us? What did the Jews think was right for them to do (follow their own version of the Law)? What did all the other people, Gentiles, think was right for them to do (worship idols)? Who can put God's goodness in our hearts? Who can fix the sin problem? What is the Gospel you are not ashamed to tell? Who died to save us from our sin? What happens to sinful hearts when they have faith in Jesus? What happens to sinful hearts who don't believe in Jesus? What is the only way we can be right with God?"

 **Presentation Idea:** Seat the children in the story circle. To emphasize the different ways that Paul shared the Good News about Jesus, have the children act it out while the teacher is talking:
Paul walked to tell people about Jesus. *(Lift feet up and down in place.)*
Paul talked to people in cities about Jesus. *(Move lips and head.)*
Paul sailed to other cities to tell people about Jesus. *(Pretend to be in a rocking boat.)*
Paul wrote letters to tell people about Jesus. *(Pretend to write a letter on the palm of your hand.)*

 **Finger Play: “Paul Tells of Jesus”**
Walking or riding a donkey, *(Pretend to hold reins.)*
Or sailing through waves up and down. *(Move hand up and down.)*
Paul told the people of Jesus, *(Point up.)*
Traveling in cities and towns. *(Wave good-bye.)*

 **Paul Role Play:** Begin the story by using a picture of a tent and a man to introduce the children to Paul. A flannel graph tent or a dome tent could be used. “Knock! Knock! Is anyone home?” *(Knock on the tent door.)* “Oh, hello, Paul. You are just the one I want the children to meet. What are you doing today? Writing a letter? Would you mind if we listened to your letter? Who are you writing to? Oh, the Romans. We know about that letter. It is a book in the Bible. It is in the New Testament, and it is the sixth book in the New Testament. Can we read your letter to the Romans? By the way, Paul, who are the Romans? They are people who live in Rome. *(Show a map where Paul was in Corinth and was writing to Rome.)* We want to know more about you, Paul. Keep writing, Paul, we will be back later.”

Bible Adventure for 2’s & 3’s-

(Show the ROM01ECGF3 picture.) Today we are going to learn from the book of the Bible called Romans. *(Ask someone to come forward and open your Bible at the bookmark.)* Romans is a letter that was written to the Christians in the city of Rome. A man named Paul wrote the letter.

(Show the ROM01ECGF4 picture.) Paul used to want to hurt anyone who called himself a Christian. One time he was walking on the road to Damascus. A bright light shone suddenly, and Jesus spoke to Paul from heaven. *(Squint and shield eyes with hand.)* The light blinded Paul’s eyes so that he could not see.

Jesus asked Paul, “Why are you trying to hurt Me? Go into Damascus, and I will tell you what I want you to do.” From then on, Paul knew that Jesus was the powerful Son of God and that He was alive. Paul wanted to do exactly what Jesus said.

(Show the ROM01ECGF5 picture.) Paul was very sorry for his sins of wanting to hurt Christians. After Paul could see again, he didn’t waste any time before telling people about Jesus. Paul walked on foot to many places to tell people the good news of the Gospel. He rode in boats to tell people far away. He taught in synagogue churches. He talked with people on the city street corners. He taught about Jesus in people’s homes. He wrote letters.

(Show the ROM01ECGF3 picture again.) Paul wrote one of his letters to the new Christians in the city of Rome. In this letter, he said, “I have heard from many different people that you have put your faith in Jesus and want to obey Him. I have really wanted to come see you in Rome, but so far God has not let me come to visit you.”

Paul wanted to meet the Roman Christians and tell them everything he knew about Jesus. Paul was not ashamed to talk about the Gospel even though he knew that some people didn’t want to hear about Jesus. Some people had even tried to hurt Paul when he told them that Jesus was the Son of God. Paul encouraged the Romans to be strong and tell others about the Gospel of Jesus. It is the best news of all to hear that Jesus saves people from their sins.

Prayer: Dear God, thank You for Paul who was not ashamed of the Gospel. Help me want to tell other people about Jesus just like Paul did. In Jesus’ name I pray, amen.

Bible Adventure for 4’s, 5’s & K-

(Show the ROM01ECGF1 picture.) When Jesus came back to life, He told the disciples, “Go to every nation and tell people the good news about Me.” The disciples obeyed, and were glad to preach the Gospel; it was good news to them when they first heard it, and it would be good for everyone else to hear, too.

(Show the ROM01ECGF2 map. Point to Jerusalem.) The disciples started in Jerusalem, telling the Gospel to everyone they saw. Some disciples went to Damascus, and others went to Tarsus. *(Continue pointing to these places.)* The Gospel was preached in Galatia, and Thessalonica, and even went way over to Rome—far, far from Jerusalem. Rome is where the Romans live, and today we are going to learn from the book of the Bible called Romans. *(Ask someone to come forward and open your Bible at the bookmark.)*

(Show the ROM01ECGF3 picture.) Romans is a letter that was written to the Roman Christians by a man named Paul. Paul's name was Saul before he became a Christian. Before Saul loved Jesus, he tried to hurt Christians.

(Show the ROM01ECGF4 picture.) Saul was trying to put Christians in jail when Jesus stopped him on the road to Damascus. Jesus' bright light blinded Saul's eyes so that he could not see. Jesus spoke to Saul from heaven, and then Saul knew who Jesus really was--the Christ, the Son of the living God. Saul was very sorry for his sins.

Jesus sent a man named Ananias to help Saul's eyes see again. From then on, Paul didn't waste any time getting busy as an apostle for God.

(Show the ROM01ECGF5 picture.) Paul preached the good news Gospel to the Jews first, and then to the Gentiles. He walked on foot telling people the good news of the Gospel. He rode in boats to tell people the Gospel. Paul took Silas and Timothy with him when he walked to Galatia, to Thessalonica, and to Corinth. He talked in synagogue churches, he talked on street corners, he talked in homes, and he wrote letters.

(Show the ROM01ECGF3 picture again.) Paul wrote a letter to the Romans. In this letter, he said, "I have heard how you have put your faith in Jesus and want to obey Him. I really want to come see you in Rome, but so far God has not let me come visit you."

Paul wanted to see the Roman Christians face to face. He wanted to tell them everything he knew about Jesus. But, even though Paul could not go to Rome to tell the people that he loved them and was praying for them, he did encourage them by writing this letter. When he told them that he was thinking about them often, that they were on his mind, those words encouraged them. Don't you like it when people think about you and want to be with you? The Roman Christians were glad that Paul cared about them.

Paul also encouraged the Roman Christians to be strong to tell others about the Gospel of Jesus. Paul said, "I am not ashamed of the Gospel because it is the power of God for salvation." Paul was not shy about talking about Jesus. Some people didn't want to hear about Jesus. Some people made fun of Paul, but he was not ashamed or afraid to tell the Good News that Jesus was the Son of God. It is always good news to hear that that Jesus saves people from their sins.

(Put your bookmark in your Bible and close it.) Next week, we will hear more about what Paul wrote in his letter to the Romans.

Prayer: Dear God, thank You for Paul who was not ashamed of the Gospel. Help me want to tell other people about Jesus just like Paul did. In Jesus' name I pray, amen.

Aim Questions

Aim Questions for 2's & 3's:

1. Who wrote a letter to the new Christians in Rome? (Paul.)
2. Who was not ashamed or afraid to tell people about the Good News that Jesus was the Son of God? (Paul.)
3. What book in the Bible did we learn from today? (Romans.)

Aim Questions for 4's & 5's:

1. Who was not ashamed of the Gospel of Jesus the Christ? (Apostle Paul.)
2. When did Paul believe the Gospel that Jesus was the Son of God? (When Jesus blinded him and spoke to him on the road to Damascus.)
3. What book of the Bible did we learn from today? (The book of Romans.)



Look:

- Aim Questions:** The questions can be written out and placed in envelopes before class. They can be delivered along with "Paul's letter" during the Hook Time.
- Snack Discussion:** Look at pictures of the church's missionaries and pray for them to be bold with the gospel like Paul. Share some of the missionaries favorite foods. Each table could be a different missionary. Let each table share with the others who their missionary is and what they do.
- Snack Discussion #2:** Ask children to tell you some good news. Help them think of good things that have happened at home, like Grandma and Grandpa came to visit, no one is sick with a cold, they could enjoy their favorite cereal for breakfast, Jesus was born on Christmas day long ago. In the Bible Adventure, Paul told the Romans the good news about Jesus. The good news is the Gospel.

- Memory Verse Review:** Say the verse at the end of the Bible Adventure story. Paul wrote these words. Define ashamed. (Paul was not afraid to tell people about Jesus. He was not afraid of the people who did not like him.) Define Gospel. (Good news about Jesus taking away our sins.)
- Transition Idea:** Rock from side to side as you walk from one area to another as if you were sailing in a boat.
- Romans March and Chant:** The teacher asks the following questions while children march in place. They stomp with their march when they say the answers. They continue saying the answer and marching in place until you ask the next question.
 - What book are we studying? Romans, Romans, Romans...
 - Who wrote the book? Paul wrote Romans. Paul wrote Romans...
 - Where do you find the letter to the Romans? Bible, Bible, Bible...
- House for Paul: (ROM01ECGF6, ROM01ECGF7, and ROM01ECGF8)** Materials needed: GF6 cut out picture of Paul, straw or popsicle stick, GF7 activity page with house on it, GF8 memory verse, glue, scissors, crayons. Help the children color their houses and then cut the door along the side and top to make it open. Tape Paul onto a stick or straw. Glue the memory verse onto the page. (The GF8 page can be made into stickers by copying it onto 1" x 2 5/8" laser labels.) "In the Bible Adventure, Paul and the disciples went to all regions to proclaim the good news. Paul went into homes and shared Jesus with those living there." The children can play with the Paul puppet and take him into the homes to share the Gospel. They can say, "Hi. My name is Paul, and I have good news for you. Jesus is alive!" Encourage the children to tell their neighbors and friends of the good news of Jesus, also. This activity could be used as a Took.
- Traveling Music:** Provide a large open space to move in. Play music while the children walk around the open space trying not to touch anyone. When the music stops, each child finds a partner and holds hands with him. This is like Paul who traveled to new places and made new friends. Drop hands and repeat walking to the music, but when it stops, they must find a new partner to hold hands. After the children understand the concept, try having the children stand back to back with their arms folded the next time the music stops. This could represent some people who did not want to hear about Jesus. Call out the requirement just as you stop the music. Mix up the sequence of holding hands and standing back to back.
- Travel Map:** Materials needed: poster board cut into shapes of the areas of Jerusalem, Damascus, Tarsus, Galatia, and Thessalonica, thumb tacks to stick these posters to the walls, chairs, tables, and other obstacles to crawl under and over for traveling effects. In the Bible Adventure, the children learned how Jesus told the disciples to "go and tell the nations" about the good news. Group the children in numbers of four or five in a group. Put each group at a certain city by the wall maps. Instruct the children to move to the next city by any of the following means: crawling, climbing, scooting, hopping, jumping, tiptoeing, or any other way to move to the next region. When they all arrive at their next location, they need to say, "People of Jerusalem (if that is where they are), we are here to share the good news of Jesus and the Gospel." When all the children arrive at their destination and then make their announcement, it is time to move to the next region. Make sure the children have obstacles to maneuver around to make it more challenging for them.
- Shining Light Game:** Materials needed: flashlight, darkened windows (pull shades), tape recorder with music from this week or last week. In the Bible Adventure, the children learned about Saul changing from angry Saul to believing Paul as Jesus' light from heaven shone upon him. Choose one child to hold the flashlight first, and start the music. When the music stops, the child holding the flashlight will shine the light on another child. When the child has the light upon him, he may say the memory verse, or "Saul believed in Jesus." If the child forgets what to say, the child holding the light gets another turn. If the child responds with the correct answer, it is then his turn to shine the light.
- Be Ready, Go Tell Game:** Give children colored construction paper tags to wear on their shirts. Practice the following words together: "Be ready, be bold, go tell." We aren't shy. We are bold to share the good news about Jesus. Jesus died for your sins. Then the teacher says, "Be ready, be bold, go tell. Red, tell blue!" The red tags go find a blue tag and say, "Jesus died for your sins." Continue using different color combinations.

Saul's Sight: All you need is a flashlight and children standing along an opposite wall. You shine the light on a child and say, "Saul fell to the ground and listened to God when he saw the bright light from heaven. (The child drops to the ground and listens to what you ask him to do next.) Turn off the flashlight as you say, "You may go and hop on one foot three times (crawl forward, take one step backwards and three steps forward, rub your tummy and walk in a circle, jump like a frog five times etc.) as you say, 'Saul saw Jesus'." The first child to reach you gets to help with the flashlight and the others begin back at the wall. Saul lost his sight as Jesus blinded him with His bright light. Saul's life changed when he believed in Jesus. Jesus gave him a new job to go and tell the Gospel.

Sharing the Good News Everywhere: Ask each child to draw their home on a piece of paper. Place these on the floor and have them stand on them. Designate a corner of the room to be the synagogue with a picture of a church, another place to be a neighborhood, a map on the wall to be Galatia, and another to be Thessalonica. When you mention a place that is far away, they jump off of "home" to the place where Paul went. It could go like this: When Paul believed in Jesus, God told him to take the good news about Jesus to the world. Paul walked to the synagogue and talked about Jesus. He went home. He walked to the street corner in the neighborhood and talked about Jesus. He went home. He went to homes in the neighborhood and talked about Jesus. He went home and wrote letters to tell about Jesus. He walked to Thessalonica and talked about Jesus. He went home. He sailed to Galatia and talked about Jesus. Paul told people everywhere about Jesus as God had told him to do.

④ **"Paul Traveled to Many Places" Activity:** Provide two or three plastic sleds for the classroom. Divide the children into four or five groups and place them in "cities" around the outside edge of the room. A leader will pull the sled up to a city and two children can get into the "boat" and sail to a new city. They get out and two new children get in for a ride to another part of the room. If you have enough helpers, they can be posted in the "cities" to sing or review the memory verse while the children are waiting for their next ride. Paul traveled by walking and by sailing in boats to tell people about Jesus.

④ **Blind Man Game:** Divide the children into pairs. One closes his eyes and pretends to be blind. The other leads him around. Pretend to walk through mud, high grass, sand, over bridges, etc. Partners take turns. Talk about what Saul was doing when he was blinded. What happened when Saul became blind? How did Saul change? What was Paul's new job for God? Change roles and repeat.

Songs:

Bible Themes Song (tune: "Bible Songs for Preschool Children—Romans" tape)

(Chorus)

We like to sing about the Bible themes.
We like to sing about the Bible themes.
We like to sing about the Bible themes.
It helps us understand (God's Wo-ord).

Matthew—Jesus, the king;
Mark—Jesus, the servant;
Luke—Jesus, the perfect man;
And John—He's the Son of God.
(Repeat chorus.)

Acts—birth and growth of the church;
"Whose church?" God's church!
Romans—righteousness of God is revealed in the Gospel.
(Repeat chorus.)

Romans 1:16, Memory Verse Song (tune: "Ring Around the Rosie")

I am not asha-amed,
Of the-e Gospel.
Romans One, Sixteen.
It's the truth!

Paul Wrote a Letter (tune: "Ring Around the Rosie")

Paul wrote a letter, to the-e Romans.
Gospel! Gospel! It's the truth!

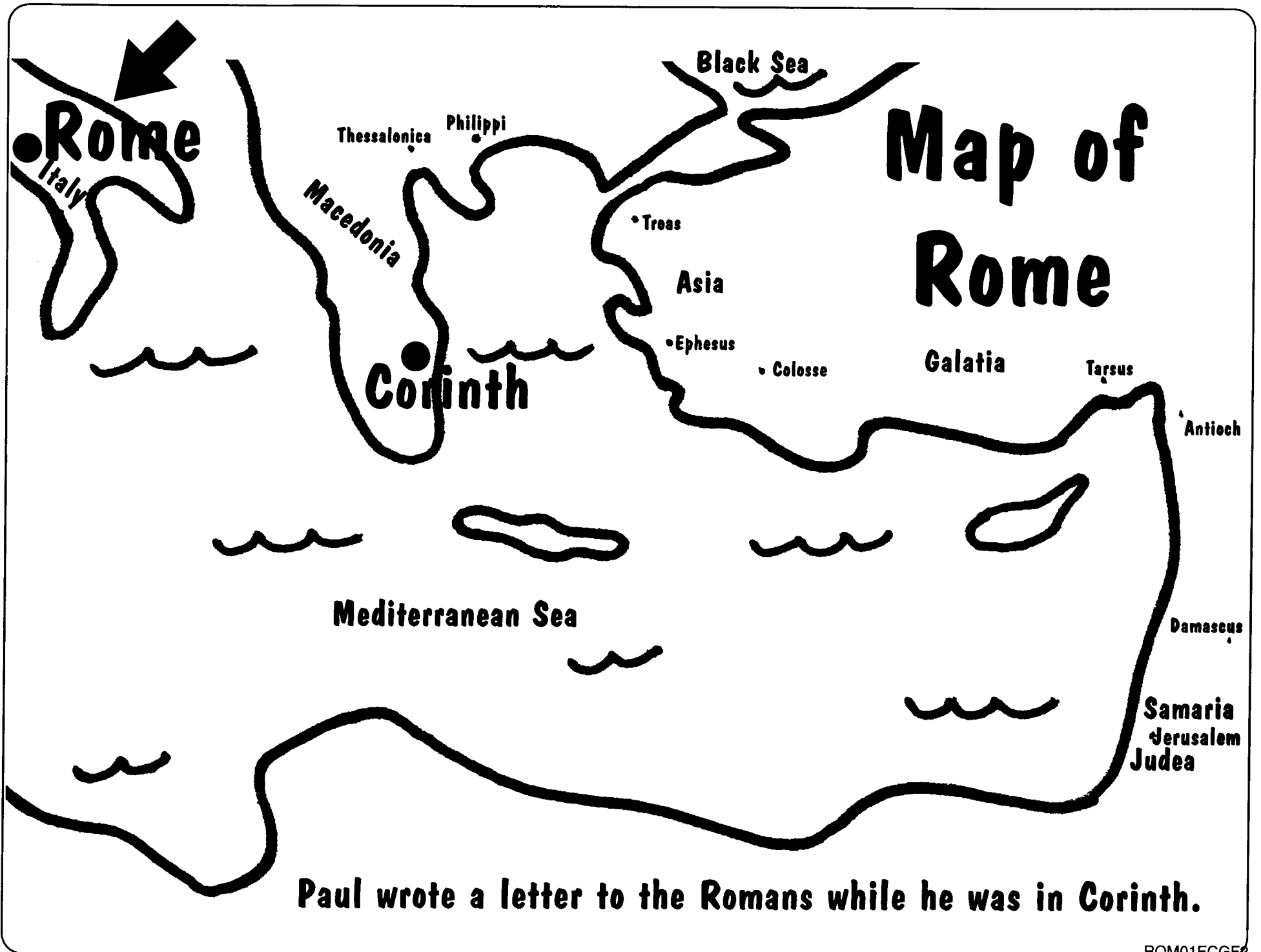



Took:

- Silhouettes: (ROM01ECGF8)** Materials needed: White cardstock (8 1/2" x 11") paper, black construction paper (8 1/2" x 11"), glue sticks, bright lamp or flashlight, pencil, scissors, GF8 memory verse. Seat a child close to a blank wall. Shine a bright light on the wall. Tape a sheet of black construction paper where the child's shadow falls. Move the light around until you get a clear silhouette. Trace around this with a pencil on the black construction paper. Cut out the silhouette. Help the children glue the silhouettes (upside down to avoid the pencil lines) onto the white paper. Glue the GF8 memory verse below their picture. "Who in our story talked to Paul from a bright light? (Jesus.) How did Paul obey Jesus? (Told others about Jesus.) Who can you tell about Jesus?"
- Folding Letter: (ROM01ECGF8)** Give each child a half sheet of paper, crayons, and stickers. Instruct and assist the children in folding the paper in an accordion style. They may then decorate their letters with words, pictures, stickers, GF8 Bible verse, etc. Fold the letters back up into a small rectangle that the children may take home. "In today's Bible Adventure the children learned how Paul wrote to the Roman people in Roman. Where is Rome on the map of the world?"
- Map and Stickers: (ROM01ECGF9 and ROM01ECGF10)** Color the map and talk about the names of people the children might know in different places. Talk about sharing the good news Gospel with them. Place GF10 stickers of boats, feet, cars, planes, phones, and letters on different areas. Those are the ways we can tell people everywhere about Jesus. (Stickers can be made by copying the GF10 page onto 1" x 2 5/8" laser labels.)
- Preschool Page for Parents: (ROM01ECPPP)** Send a page home with each child, encouraging parents to reinforce the Bible truths at home. Spend a few minutes before the children go home creatively reviewing the song and memory verse.




After Jesus came back to life, He told the disciples to tell all the nations.





Paul wrote a letter to the Romans about the Gospel of Jesus.



Paul knew Jesus was the Christ when he was blinded by Jesus' bright light.



Paul took Silas and Timothy with him on his second missionary journey.

Paul preached the Gospel in homes.



I am not ashamed
of the Gospel.
Romans 1:16

I am not ashamed
of the Gospel.
Romans 1:16

I am not ashamed
of the Gospel.
Romans 1:16

I am not ashamed
of the Gospel.
Romans 1:16

I am not ashamed
of the Gospel.
Romans 1:16

I am not ashamed
of the Gospel.
Romans 1:16

I am not ashamed
of the Gospel.
Romans 1:16

I am not ashamed
of the Gospel.
Romans 1:16

I am not ashamed
of the Gospel.
Romans 1:16

I am not ashamed
of the Gospel.
Romans 1:16

I am not ashamed
of the Gospel.
Romans 1:16

I am not ashamed
of the Gospel.
Romans 1:16

I am not ashamed
of the Gospel.
Romans 1:16

I am not ashamed
of the Gospel.
Romans 1:16

I am not ashamed
of the Gospel.
Romans 1:16

I am not ashamed
of the Gospel.
Romans 1:16

I am not ashamed
of the Gospel.
Romans 1:16

I am not ashamed
of the Gospel.
Romans 1:16

I am not ashamed
of the Gospel.
Romans 1:16

I am not ashamed
of the Gospel.
Romans 1:16

I am not ashamed
of the Gospel.
Romans 1:16

I am not ashamed
of the Gospel.
Romans 1:16

I am not ashamed
of the Gospel.
Romans 1:16

I am not ashamed
of the Gospel.
Romans 1:16

I am not ashamed
of the Gospel.
Romans 1:16


I am not ashamed
of the Gospel.
Romans 1:16

I am not ashamed
of the Gospel.
Romans 1:16

I am not ashamed
of the Gospel.
Romans 1:16

I am not ashamed
of the Gospel.
Romans 1:16

I am not ashamed
of the Gospel.
Romans 1:16




God wants people of every nation to hear the Gospel.



for telling others
about Jesus!

Thanking
God for
you!

Thank
You...






This is what I learned today!

Paul wrote a letter to the Christians in Rome, and it is in our Bibles. It is called Romans. Before Paul believed in Jesus, he tried to hurt Christians who loved Jesus. One day, on the road to Damascus, Jesus blinded Paul with a bright light and told him who He was. Paul was sorry for his sins, and, after he could see again, he traveled from town to town, teaching the Gentiles the good news that Jesus was the Son of God. He couldn't go to the city of Rome, so he wrote a letter to the new Christians there to encourage them. Paul was not afraid or ashamed of the Gospel. He wanted to talk about Jesus being the Son of God. He wanted people to know that Jesus saves us from our sins.

Today's Memory Verse

**I am not ashamed of the Gospel.
Romans 1:16**

**Paul wrote
a letter.**



Give each child a piece of paper and pen or pencil, and let them "write" a letter. This letter can be written to anyone they choose, and it can include drawings. Help the child sign his name on his letter. Put this letter inside your Bible (or theirs, if they have one) in the book of Romans. Tell your child that Paul wrote a letter to the Romans, and that letter is right here in the Bible. Every word in the Bible is true.

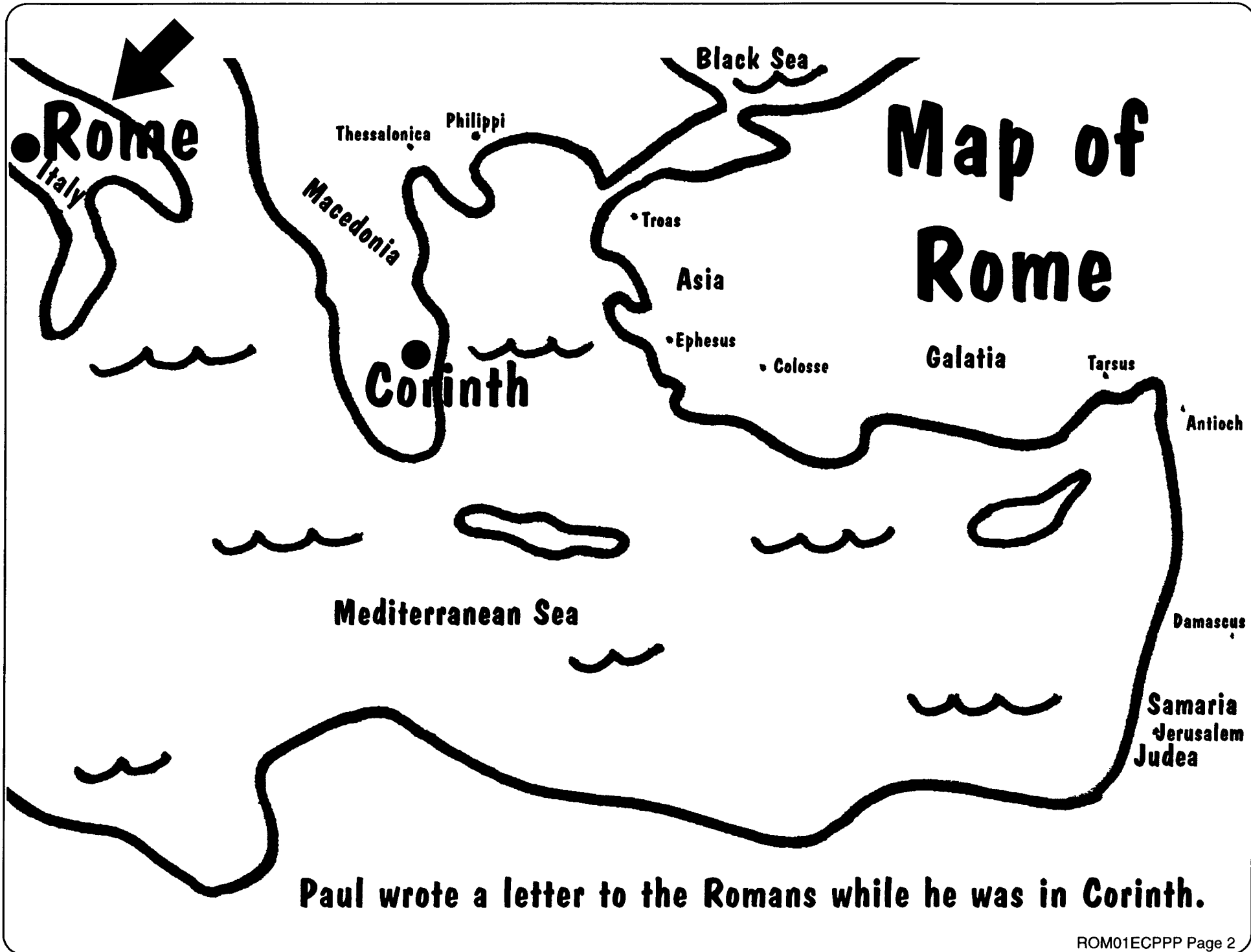
Sing the following song to the tune "Ring Around the Rosie."

Paul wrote a letter
To the-e Romans.
Gospel! Gospel!
It's the truth!

Romans 1:16, Memory Verse Song
(tune: "Ring Around the Rosie")

I am not a-sha-amed,
Of the-e Gospel.
Romans One! Sixteen!
It's the truth!

* For tunes to songs, ask about the preschool tape.



Paul wrote a letter to the Romans while he was in Corinth.