

Materials I Need:

Legend:



= Option 1, Appropriate for 1st – 2nd Grade



= Option 2, Appropriate for 3rd – 6th Grade

Memory Work:

“I am not ashamed of the Gospel, because it is the power of God for the salvation of everyone who believes: first for the Jew, then for the Gentile.” Romans 1:16

Suggested Thematic Tracks:

① Missionaries and The Context of Paul’s Letter

HOOK: Let’s Meet Paul the Missionary (*Activity*)
When In Rome ... (*Learning Activity*)
What Is a Missionary? (*Discussion*)

BOOK: Roman Soldier (*Role-play*)

LOOK: Who Was Paul? (*Book Craft*)
What Was Rome Like? (*Maze Worksheet*)
Readers’ Theater (*Drama*)
In-Depth Look at Missionaries (*Discussion/Coloring*)

TOOK: An Encouraging Word (*Activity*)
Diary Entry of Paul (*Creative Writing*)
The Life of Paul (*Crossword*)

② The Good News





HOOK: Are You Ashamed? (*Skit*)
Laying the Groundwork (*Discussion*)
God’s Plan from the Beginning (*Review*)
Have I Got Some Good News for You! (*Activity*)




LOOK: Watch God’s Plan Unfold (*Craft/Discussion*)
The Gospel Reveals the Righteousness (*Activity/Craft*)
Righteousness - What Does It Mean? (*Worksheet*)
What Does It Mean to be Set Apart? (*Discussion*)




TOOK: God’s Representatives (*Discussion*)
Good Newspaper (*Activity*)
Sharing the Good News with Others (*Activity*)
Pray for the Lost (*Activity*)
I Am Not Ashamed (*Craft*)

➤ **Complementary Activities**

Hook:




  **Room Decorations (Craft).** ,  Use an illustrated Bible dictionary and/or encyclopedia to find photographs of the ruins of Rome. Bring in large pieces of butcher paper and have the students use gray and black markers to draw buildings and columns. Cut out and tape onto the walls.




 ① **Let's Meet Paul the Missionary (Activity).** ,  Before class, trace around an adult male's silhouette on a piece of butcher paper and pin it up on the wall of the classroom. As the students arrive, invite them over to learn about this famous missionary. As you reveal information about Paul, write these facts on the paper surrounding the silhouette. Provide pictures of typical clothing, etc., of his day and have the students draw and color the picture to look like Paul. As the study of the book of Romans (a letter Paul wrote to believers in Rome) begins, it will be good for the students to understand who Paul was. Be sure to cover points such as who he was before his miraculous conversion, what he did, some of the events he had already encountered on his previous missionary journeys, etc.




 ① **When In Rome... (Learning Activity).** ,  Start the morning by giving the students some facts on Rome. Do some research so that you are somewhat knowledgeable. Bring in maps and books from the library showing its location and what this important city was like during Paul's time. Answer these questions:


1. What did the city look like?
2. Who lived there?
3. What was the government like?


As you talk to the students and look through books, you might ask them to trace and color some of the pictures. These pictures may be left up on the walls throughout the study of Romans. Tell the students that Paul's letter was written to believers living in that city.

 ① **What Is a Missionary? (Discussion).** ,  Tell the students that Paul was a great missionary evangelist. Talk about what a missionary is, what he or she does, and where he or she goes. Explain to the students that we are all missionaries wherever we are. We don't have to travel to far away places to serve God. We can serve Him right where we are. Highlight for them the foreign missionaries our church supports and what each of them does. You can obtain support information from the missionary secretary in the church office. Tell the students that, at the end of today's lesson, they will have the opportunity to discuss what the similarities and differences are between these missionaries and Paul.

 ② **Are You Ashamed? (Skit).** ,  Have two teachers (or students) who have acting ability stand in front of the class holding two pre-drawn pictures of Jesus. The backs of the pictures are toward the audience so that they cannot see the pictures. A third teacher asks the first person to share the picture. This person acts very reluctant and ashamed of his or her drawing. He or she says something about being embarrassed of the picture and that no one probably knows who is in the picture. The teacher then asks the second person to share his or her picture. This person excitedly tells the audience about the picture. He or she tells the students that the picture is of someone who changed the world and can change them, that He is Lord and Savior of his or her life and that He died on the cross for our sin, etc. All this is said without turning the pictures over. The third teacher then asks the teachers/students to turn their pictures over at the same time. At this point the two teachers/students reveal pictures of Jesus. Ask the students which person they are like. Are they bold when it comes to talking about Jesus or are they ashamed? Tell them that in today's lesson they will learn about someone who was not ashamed of Jesus Christ.

 ② **Laying the Groundwork (Discussion).** ,  Before class, write down several words on the board and ask the students to tell you what they think the words mean. Some suggestions: Ashamed, Righteous, Apostle, Missionary, Jews, Gentiles, Faith, and Gospel. It will be good for them to understand these words before this morning's lesson.

 ② **God's Plan from the Beginning (Review).** 🦋, 🦋 Ask the students, "What is the Gospel and why did Paul want to spread it?" Explain to them that God's plan for man's salvation through the death of His Son has been the plan since before the beginning of time. Review some of the verses listed that explain why we need a Savior, how God provided a way out for sinful man, how we know Christ is the Son of God, and what we can expect if we believe: Isaiah 33:22, Genesis 6:5, Romans 3:10-13, Romans 6:23, Titus 3:5, Isaiah 53:6, John 1:1, Isaiah 9:6, John 8:58, Acts 4:12, Colossians 2:13-14.







 ② **Have I Got Some Good News for You! (Activity).** 🦋 As the students arrive, tell them in an animated and excited tone of voice that you have something very exciting to share with them. The only catch is that they will have to unscramble the letters to determine what the Good News is. Provide them with multiple piles of letters that spell "The Gospel of Jesus Christ, God's Righteousness Revealed." **ROM01.GF1 Pg.1.**

🦋 For younger students, have them unscramble the words in the phrase, **ROM01.GF1 Pg. 2.** The students can work in teams or individually. How you set up this activity determines how many sets of letters or words you will need. Draw a newspaper heading of sorts on the board, or give the students a sheet of butcher paper on which you have drawn the outlines for a front page of a newspaper. The students will work to unscramble the words and compile the headlines for the newspaper. Tell the students that this morning they will learn about a missionary named Paul who spent much of his life sharing this "Good News" with others near and far.



Book:

Presentation Ideas –

-  **Spread of the Early Church (Map/Coloring Page).** 🦋, 🦋 **ROM01.GF2.**
-  **Paul's Missionary Journeys (Map/Coloring Page).** 🦋, 🦋 **ROM01.GF3 Pgs. 1 & 2.**
-  **The Western Provinces of the Roman Empire (Map/Coloring Page).** 🦋, 🦋 **ROM01.GF4.**
-  **Paul Dictates His Letter (Illustration/Coloring Page).** 🦋, 🦋 **Romans 1:1-7, ROM01.GF5.**
-  ➤ Dress up like Paul to make this Bible Adventure come alive to the students.
-  ① **Roman Soldier (Role-play).** 🦋, 🦋 Dress up like a Roman soldier (armor is available in the Children's Ministry workroom). Tell the students the Bible Adventure as if they had just heard about Paul's letter and upcoming visit from a Christian in Rome. Relay the information the Christian had told them, including the Gospel and the major points of the book of Romans. Use this to teach the lesson and/or as a way to introduce the book.

Bible Adventure for 1st – 6th Grades -

Meet the Apostle Paul. He was God's main man to spread the Good News of Jesus Christ beyond the Jews to the Gentiles of the Roman Empire. He traveled from city to city, first preaching to the Jews in the synagogues and then to all who would listen, establishing churches everywhere he went. In the year A.D. 57, after preaching for 20 years, Paul decided to move westward with his message into the new provinces of the Roman Empire. While he was getting ready to head to Jerusalem to deliver a collection of money for the poor there, he heard news of a friend who intended to travel to Rome. This excited Paul because Rome was just on the edge of the new western provinces. Paul seized this opportunity to write a letter to the church in Rome and have it delivered by his friend Phoebe.

Paul had three good reasons for writing a letter to the Roman believers. First, he wanted to make a clear presentation of the Gospel of Christ so that the people would be strengthened in their faith. Paul explained God's plan of salvation very clearly and logically. He spoke of a righteousness that is from God in Romans 1:17, "For in the Gospel a righteousness from God is revealed, a righteousness that is by faith from first to last, just as it is written: 'The righteous will live by faith.'" To be righteous means to never sin and to do the right thing every single time. Of course, none of us can achieve that on our own. We can

only believe that God will make us righteous because He promised to do so through the sacrifice of His dear Son. It is like we put on the righteousness of Jesus through our faith in Him, and that is what God sees when He looks at us, not our sin. What an amazing and wondrous thing! No wonder Paul was anxious for the Romans to understand it clearly!

Second, Paul wanted to address some specific needs that had arisen. In particular, things were getting tense between the Jewish and Gentile believers because of the stark differences in their backgrounds. Paul made it very clear that Jews and Gentiles were both sinners and in need of a Savior. Through Christ they were equals and needed to treat each other that way. At the end of his letter, he exhorted all believers to live lives that reflected the righteousness that had been given to them through Christ.

Paul's third reason for writing his letter was to announce his upcoming visit to Rome. With his intention of moving into the western provinces of the Roman Empire, Paul realized the importance of touching base with the Roman believers. This city was the largest and greatest city in the world at that time, with over one million people. It was a strategic city from which Paul would base his next missionary journeys.

Although Paul did not actually establish the churches that existed in Rome, he cared for them as a shepherd tenderly cares for his sheep, always giving thanks in prayer for their faith. His letter was written with great thankfulness and anticipation. He couldn't wait for the chance to preach the Gospel to them more extensively. This showed right from the beginning of the letter. Immediately, Paul identified himself as a bondservant and apostle, set apart for the Gospel of God. He was forever bound to the will of Christ, his Master. He then described the main components of the Good News. God had always been planning the salvation of His people to be accomplished through His Son Jesus. He promised through the prophets of the Old Testament that Jesus would be a descendant of David. When Jesus died on the cross, He undeniably rose from the dead to gain victory over death and win the salvation of all those who would believe in Him. Furthermore, in the opening verses of his letter, Paul makes one of the most central statements in the entire book of Romans: "I am not ashamed of the Gospel, because it is the power of God for the salvation of everyone who believes: first for the Jew, then for the Gentile" (1:16).

Indeed, Paul had no shame in the Gospel. He did not hesitate in proclaiming Christ in any situation, no matter what the consequences, which were usually very difficult. He endured ridicule and criticism and severe physical persecution like being beaten, stoned and thrown into prison. Yet Paul was bold with his mission and he was reminding the Roman believers why he was not ashamed. The Gospel is God's Good News in Christ and it contains the power of God to change lives and save souls.

Ask yourself some questions: Do you try to be righteous on your own or have you received the righteousness of God that comes to us through faith in Jesus Christ? If the power of God has saved you, do you share the Gospel with boldness or are you ashamed and worried what others will think of you? Follow the example of the Apostle Paul and go forth with the Good News, convinced of the power of God to give hope and salvation to all who will believe.

Aim Questions

- 1. When and where did Paul write his letter to the Romans?** *(A.D. 57 in Corinth, Greece.)*
- 2. At the point of writing this letter, what was Paul's plan for missions?** *(He planned to spread the Gospel through the western provinces of the Roman Empire.)*
- 3. What were Paul's purposes for writing this letter?** *(To present a systematic presentation of the Gospel; to clarify God's plan for Jews and Gentiles and address needs in the churches in Rome; to announce his intended visit.)*
- 4. Who made up the church in Rome?** *(Jews—minority, and Gentiles—majority.)*
- 5. What is the Gospel of God?** *(God's plan of salvation in Christ.)*
- 6. What is the righteousness of God?** *(To be seen by God as righteous and without sin through the blood sacrifice of Christ.)*
- 7. How should we represent the Gospel of God?** *(Bold and unashamed.)*



Look:



① **Who Was Paul? (Book Craft).** 🦋, 🦋 Each student will need:

ROM01.GF6

scissors

1. Have students cut out **ROM01.GF6** along outside lines.
2. Cut solid black line in center of page.
3. With printed side facing down, have students fold page in half horizontally.
4. Squeezing the two ends together, have them form a diamond with center cut and fold pages 2 and 3 together and 6 and 7 together, forming a book.

Because Paul was God's main man to spread the Good News of Jesus Christ, it is important to know something about him. This book will help remind the students about who this important man was.



① **What Was Rome Like? (Maze Worksheet).** 🦋, 🦋 Help the students learn about Rome by reading the facts on **ROM01.GF7** and working the maze that takes them to an old Roman building.



① **Readers' Theater (Drama).** 🦋 Using **ROM02.GF8**, allow the students to volunteer for each of the nine parts. They will each need a copy of the script. Have the groups stand in front of the rest of the class and read their assigned parts. After they are finished, remind them that this was a part of the letter that they learned about in class today.



① **In-Depth Look at Missionaries (Discussion/Coloring).** 🦋, 🦋 Each student will need:

copy of map showing Paul's journeys, **ROM01.GF3**

colored pencils

some type of prize or treat

Review with the students a map showing Paul's missionary journeys. Talk about the places he had visited and what his plans were for the next trek. Tell them that in this morning's lesson they will see Paul's yearning to visit Rome. Provide colored pencils for this coloring exercise so that you can stress precision. Ask the students to color their maps neatly and award a prize for the student who takes the greatest care. If time allows, also show maps of the areas where our church missionaries are living and the areas they are impacting. Try to make this information as detailed as possible. Do your homework, talk to team members who have returned from short-term missions, invite them to class. Compare and contrast the similarities and differences between Paul's missionary efforts and those from our church today.



② **Watch God's Plan Unfold (Craft/Discussion).** 🦋, 🦋 Each student will need:

ROM01.GF9 Pgs. 1-3

scissors

crayons or markers

Building on the **HOOK** time activity (**God's Plan from the Beginning**), assemble this craft (see directions on **ROM01.GF9 Pg. 3**) as something the students can take home and share with someone.



② **The Gospel Reveals the Righteousness (Activity/Craft).** 🦋, 🦋 Each student will need:

ROM01.GF10 Pgs. 1 & 2

scissors

tape

Have the students follow the directions to complete their crafts:

1. Cut out the triangles from **ROM01.GF10 Pg. 1**
2. Cut out the square on **ROM01.GF10 Pg. 2**, leaving the triangles intact. Fill in one attribute of God on each triangle.
3. Tape one edge of each cut triangle from **page 1** on top of a triangle on **page 2** so that it can be flipped up to reveal an attribute.


Tell the students that when we look at the components of the Gospel, it reveals God's righteousness. As the tabs are folded back these attributes are revealed.

- ② **Righteousness - What Does It Mean? (Worksheet).** 🎨, 🦋 Make sure the students understand the term righteousness. Read the worksheet **ROM01.GF11** and have them look up the verses.
 - ② **What Does It Mean to Be Set Apart? (Discussion).** 🎨, 🦋 Ask the students what it means to be set apart. Have them give examples of how they are set apart in the way they behave as Christians (not talking behind others' backs, not cheating, being encouraging to others, not going along with the crowd if it is not glorifying to God). Have them share situations where they had to take a stand and be "set apart."
 - **Aim Questions (Worksheet).** 🎨 Have the students answer the Aim Questions about today's Bible Adventure, **ROM01.GF12**.
 - **Passage Review Questions (Worksheet).** 🎨, 🦋 This booklet contains many questions from the Scripture passage covered in today's lesson. Students may work on them in class and complete them during the week at home, **ROM01.GF13**.
 - **Romans 1:16 (Memory Verse Song).** 🎨 Words and music for today's memory verse are available upon request from Children's Ministry.
-



Took:

- ① **An Encouraging Word (Activity).** 🎨, 🦋 Read Romans 1:8, 11-12 to the students. Explain that Paul was writing to the Romans to encourage them in their faith. By doing this he, too, was encouraged as stated in Romans 1:11-12. Bring in some supplies (or request them from Children's Ministry) to make cards to send to our missionaries. Have the students tell our missionaries what they learned today about Paul, and help them to complete letters of encouragement. Obtain a list of specific prayer requests from the church office and have the students copy them down and commit to pray specifically for these things throughout the coming week.
- ① **Diary Entry of Paul (Creative Writing).** 🦋 On a sheet of paper, have the students write a diary entry as if they are Paul. Have them share how Paul might have felt in writing the letter studied today. A helpful sentence that may help the students get started could be - Dear Diary, I wrote a letter to the people of Rome today.... Remind them to write from Paul's perspective and to think about how he might have felt, as a servant of God, writing such an important letter.
- ① **The Life of Paul (Crossword).** 🦋 Have the students solve the crossword puzzle using **ROM01.GF14 Pg. 1** to get a good understanding of who Paul was. **Answers: ROM01.GF14 Pg. 2.**
- ② **God's Representatives (Discussion).** 🎨, 🦋 Explain to the students that believers are, in essence, God's representatives to the world. What an awesome privilege, but also a great responsibility. As we take what we know, we, too, should be bold and unashamed in our proclamation of the Gospel. Discuss with the students some practical ways that they might have opportunities to share with others this next week. Give them the opportunity to practice sharing with each other and perhaps, provide tracts to the students to assist in their sharing.
- ② **Good Newspaper (Activity).** 🦋 Using **ROM01.GF15**, tell the students to write an article for the Gospel Press about what the Gospel is, how they heard it, how it changed their lives, and what they would like to do with this information now that they know it. Leave time at the end of class to share with the others what they have written.
- ② **Sharing the Good News with Others (Activity).** 🎨 Have the students fold **ROM01.GF16** to make a card and color and take it home to give to an unsaved friend.

 ② **Pray for the Lost (Activity).** 🎨, 🦋 Pass out a copy of **ROM01.GF17** to each of the students. Ask them to fill in the blanks with specific people they know. Have them commit to pray for these people specifically this next week.

 ② **I Am Not Ashamed (Craft).** 🎨, 🦋 Each student will need:

ROM01.GF18 pg. 1 copied onto heavy construction paper or cardstock

ROM01.GF18 pg. 2 copied onto white paper.

crayons or markers


scissors


glue

Have the students follow the directions below to complete their crafts:

1. Fold **ROM01.GF18 Pg. 2** in half vertically with the black lines on the outside.
2. Cut along the black lines.
3. Fold the cutouts inside so that they stand out (two-dimensional) from the rest of the paper.
4. Color and glue the crowd pictures onto the two smaller strips and the single person (boy or girl) to the larger strip.
5. Cut out and glue the verse at the top of the page.

Remind the students that Paul was not ashamed because his message was the Gospel of Christ, the Good News. It was a message of salvation, it had life-changing power, and it was for everyone.

 ➤ **Romans Medallion-Mobile Take-Home (Review).** 🎨, 🦋 Utilize this overview tool and incentive program to motivate the students and their parents to memorize the outline and key verses for the book of Romans. Devote time in your classroom to equip the students with a framework for assimilating and retaining the deep truths of God's righteousness in Paul's letter to the Romans. Explain the incentive program at length to the students (see the note to parents on the Scripture Key Chain) and encourage them to ask their parents to participate with them. Show the students both components of the program, the Take-Home Scripture Key Chain and the Medallion-Mobile itself, before passing out the Scripture Key Chain to the students. Direct the students to memorize the first verse in the key chain ("The Gospel of God") for next week in order to be rewarded with the initial Medallion-Mobile package and the first medallion. These mobiles will be hung from the ceiling in the classroom over the next three months as the students are rewarded each medallion.

 ➤ **Romans Hand Motions (Review).** 🎨, 🦋 Use the hand motions that go along with the overview and incentive program described above. This will facilitate the memorization of the outline and key verses for the book of Romans, **ROM01.GF19**.

T H E G O S P E
L O F J E S U S
C H R I S T G O
D 'S R I G H T E
O U S N E S S R
E V E A L E D

THE GOSPEL OF

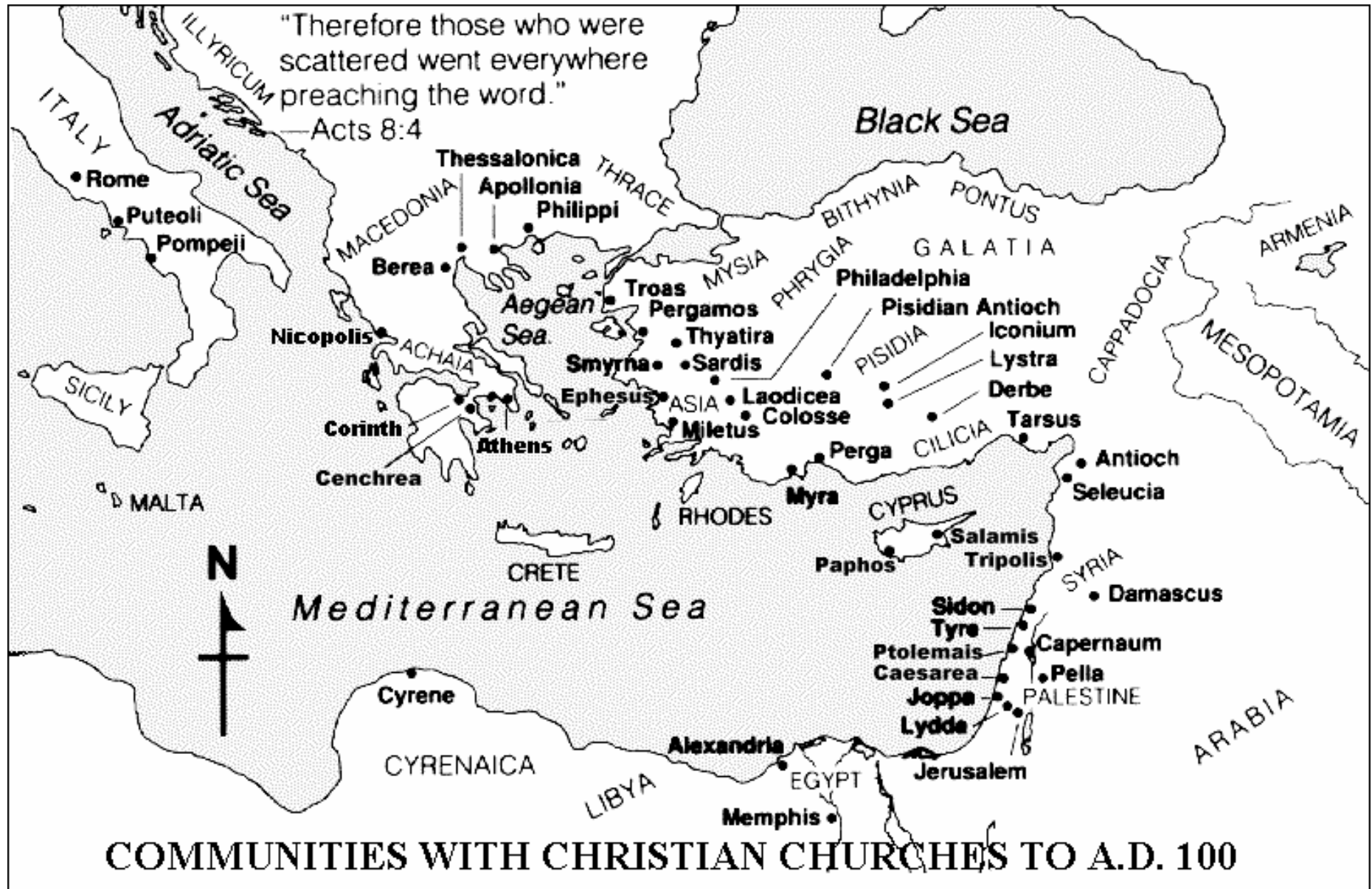
JESUS CHRIST

GOD'S

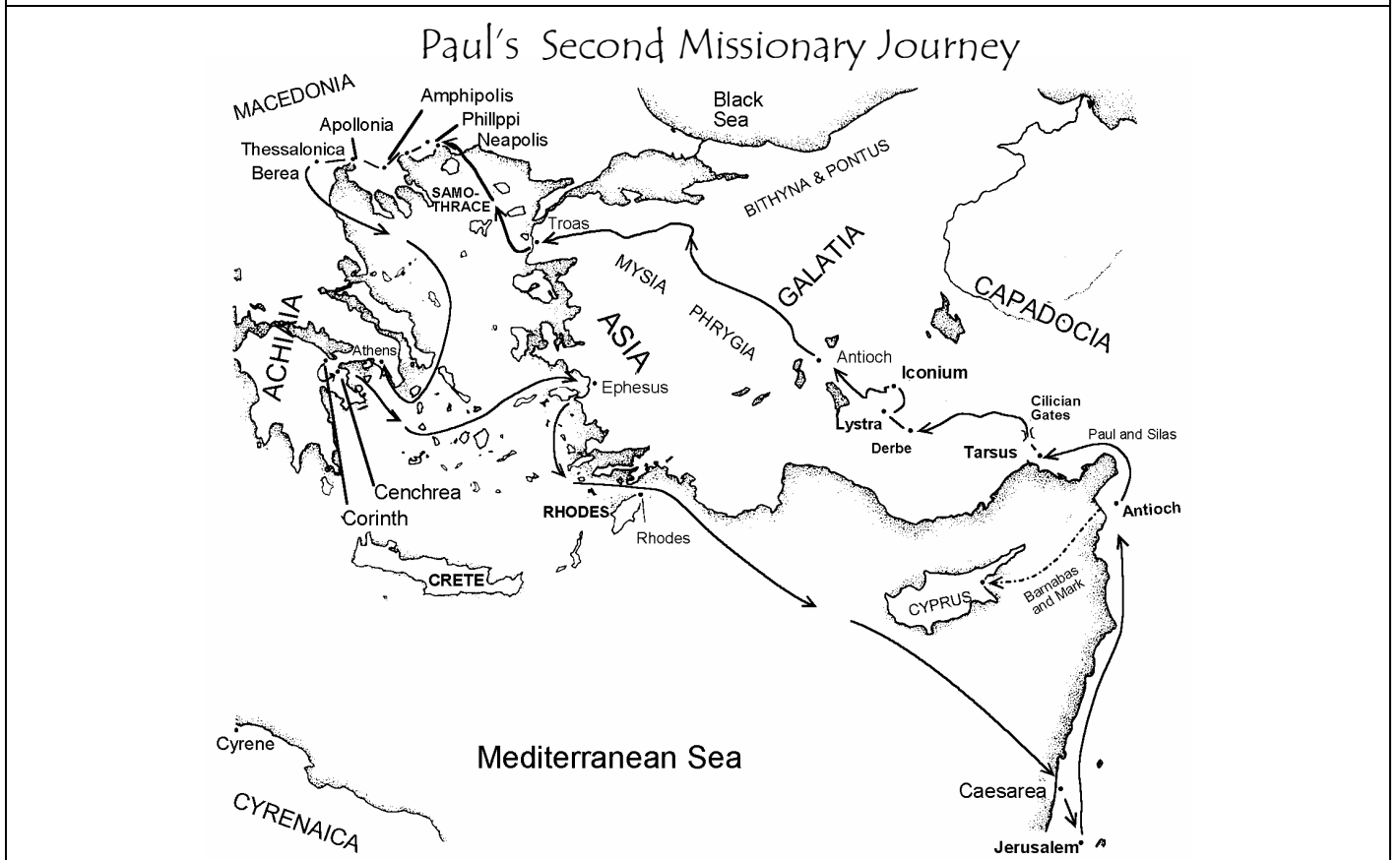
RIGHTEOUSNESS

REVEALED

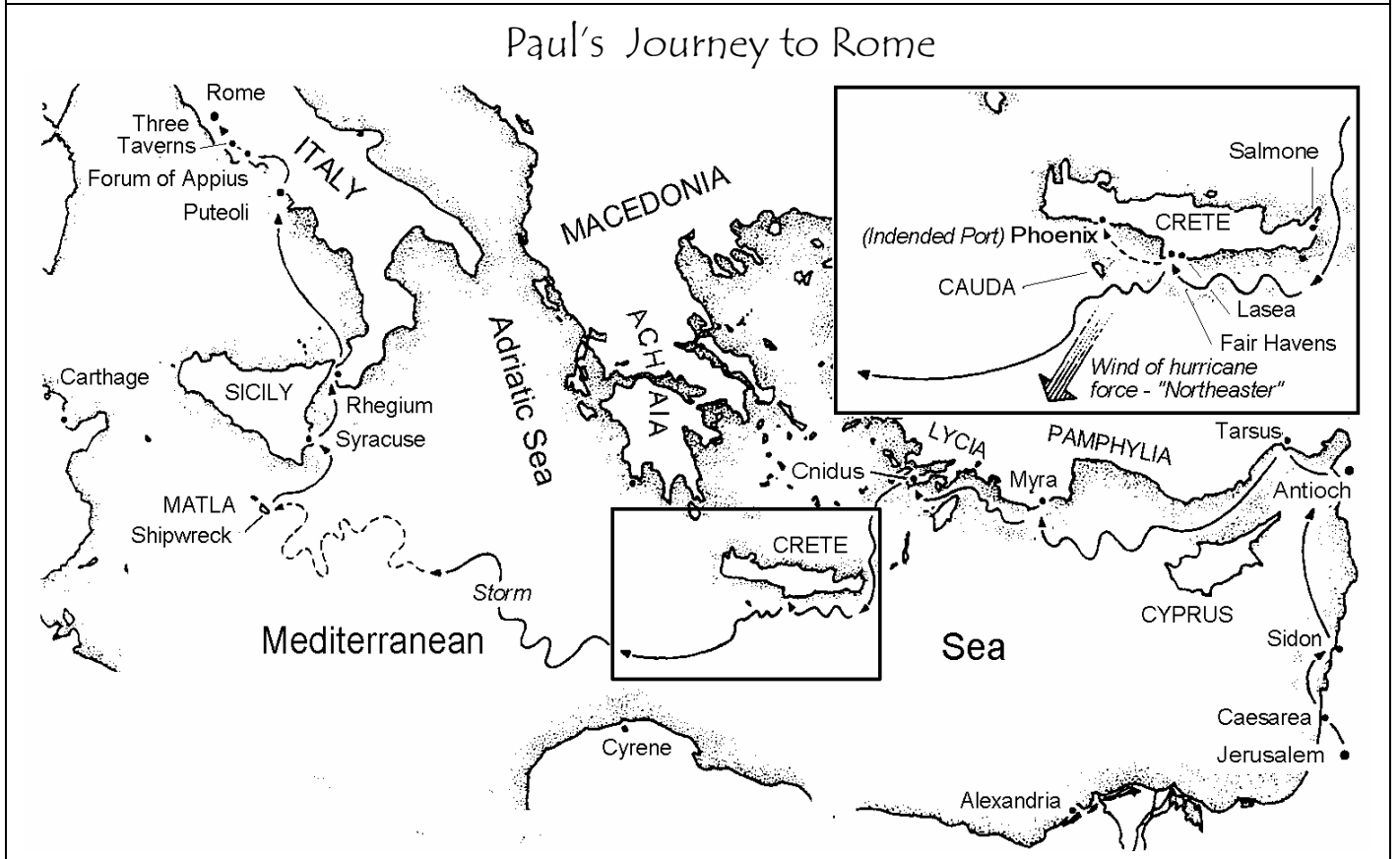
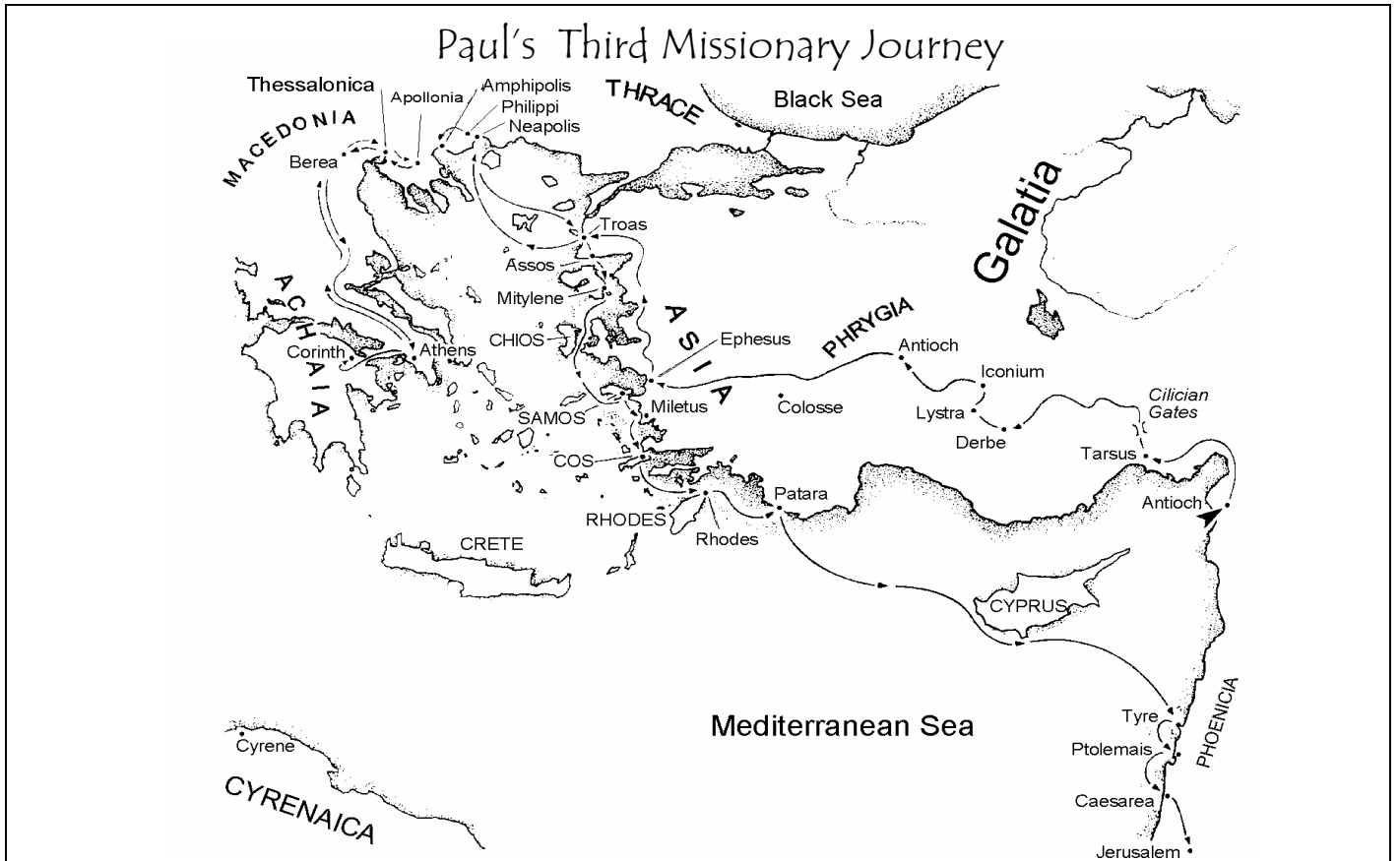
Spread of the Early Church



Paul's Missionary Journeys



Paul's Missionary Journeys




The Western Provinces of the Roman Empire



The Western Provinces of the Roman Empire



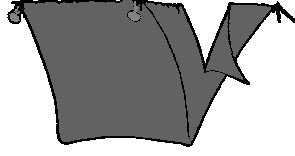
Paul Dictates His Letter





PAUL was a MISSIONARY.
PAUL carried the Gospel across the Roman Empire on three missionary journeys.

4



PAUL was a TENTMAKER.
PAUL was trained to be a tentmaker. Tents were made from animal skins or from fabric woven of wool or goats' hair. It was expected that every Jewish boy would learn a trade and this is what Paul had learned.

3

Paul became a Christian on the road to Damascus.
Saul got permission to travel to Damascus to capture Christians and bring them back to Jerusalem. On the way, Jesus stopped him, and his life was never again the same. He became a Christian and his name was changed to PAUL.

2

PAUL was originally know as SAUL.
He was a Pharisee who knew the Scripture and sincerely believed that the Christian movement was dangerous to Judaism. So Paul hated the Christian faith and persecuted Christians without

1

5
PAUL was a WRITER.

PAUL wrote 13 books of the New Testament.

- ROMANS
- 1 & 2 CORINTHIANS
- GALATIANS
- EPHESIANS
- PHILIPPIANS
- COLOSSIANS
- 1 & 2 THESSALONIANS
- 1 & 2 TIMOTHY
- TITUS
- PHILEMON

5

9
PAUL was an APOSTLE.

The other disciples were with Jesus when He was here on earth. PAUL became a Christian after Jesus died and was raised again.



9

7
One of PAUL'S Key verses:

“For to me, to live is Christ and to die is gain. If I am to go on living in the body, this will mean fruitful labor for me. Yet what shall I choose? I do not know! I am torn between the two: I desire to depart and be with Christ, which is better by far; but it is more necessary for you that I remain in the body.”
Philippians 1:21-24

7

WHO WAS PAUL?



ROME

Some of the most magnificent public buildings were built in Rome by the emperors.

ROME WAS THE LARGEST CITY IN THE ROMAN EMPIRE WHEN PAUL WROTE ROMANS.

Start →

There was a busy trade in food and in luxury goods.

The poor lived in small rooms in badly-built blocks of apartment houses. They had very plain meals, usually bread or porridge, and occasionally a vegetable.

The rich lived very well in beautiful homes with mosaic floors. They ate large meals and many different foods were available to them.

TRAVEL WAS EASY BY THE NETWORK OF ROMAN ROADS FROM EVERY PART OF THE EMPIRE.


THE TRADITIONAL DATE OF THE FOUNDING OF ROME IS 753 BC.

Romans brought us aqueducts, plumbing, central heating, and baths.

THE CHURCH IN ROME WAS WELL KNOWN AND WAS MEETING IN SEVERAL PLACES.

There were one million people in Rome at the time of

Paul met his death in Rome.



Readers' Theater

Introduction to book of Romans

Paul: I, Paul, was a special Bible-time missionary. I traveled to many different cities telling people about Jesus, God's Son. During my travels, I wrote many letters to people and churches.

Narrator 1: The book of Romans is one of those letters. It was written to Rome, which was the capital of the Roman Empire. This Empire controlled almost all of the Bible-time world.

Narrator 2: The church at Rome was a group of Christians. Some were Jews. Others were Gentiles. Paul's letter helped Roman Christians understand how God wanted them to live.

Paul: Dear Friends in Rome:
I, Paul, a servant of Jesus Christ, was sent out to preach God's Good News.

Narrator 3: This Good News was promised long ago by God's prophets in the Old Testament.

Narrator 4: It is the Good News about Jesus Christ our Lord. He came as a human baby, born into King David's royal family line.

Narrator 5: He was crucified but, by rising from the dead, Jesus proved that He was God's Son.

Narrator 6: Because of what Christ did, all of God's kindness has been poured out upon us sinners.

Narrator 7: Now God is sending us around the world. We are telling all people about the great things God has done for them. Then they, too, will believe and obey Him.

Narrator 8: You, dear friends in Rome, are among those He dearly loves. You, too, are invited by Jesus Christ to be God's very own holy people.

All: May all of God's mercies and peace be yours from God our Father and from Jesus Christ our Lord.

G

O

D

'S

P

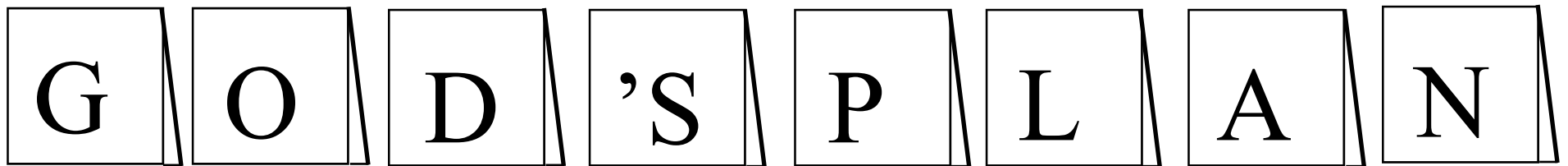
L

A

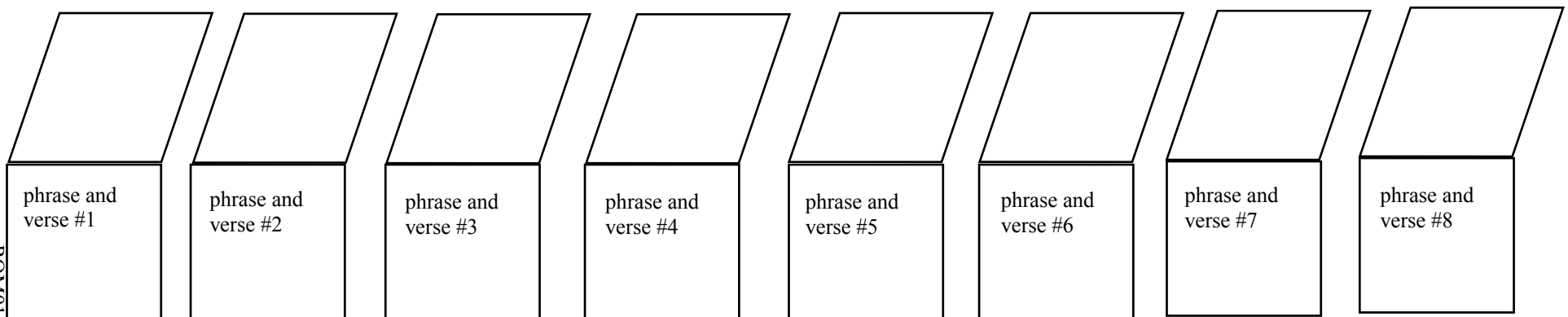
N

<p style="text-align: center;"><u>The Sovereign</u></p> <p style="text-align: center;">God is the Sovereign Creator and is able to rule and judge His creation.</p> <p style="text-align: center;">Psalm 24:1</p>	<p style="text-align: center;"><u>The Sovereign</u></p> <p style="text-align: center;">God is perfect and holy and in righteousness He must judge sin.</p> <p style="text-align: center;">Deuteronomy 32:4</p>	<p style="text-align: center;"><u>The Sin</u></p> <p style="text-align: center;">All men sin and fall short of honoring God as they should.</p> <p style="text-align: center;">Romans 3:23</p>	<p style="text-align: center;"><u>The Sin</u></p> <p style="text-align: center;">Sin separates man from God and renders him helpless before God.</p> <p style="text-align: center;">Isaiah 59:2</p>
<p style="text-align: center;"><u>The Savior</u></p> <p style="text-align: center;">Jesus Christ is God's Son, incarnate as a man, sent to die for our sins.</p> <p style="text-align: center;">Isaiah 9:6</p>	<p style="text-align: center;"><u>The Savior</u></p> <p style="text-align: center;">God's wrath was poured out on Jesus, our only means of salvation.</p> <p style="text-align: center;">Acts 4:12</p>	<p style="text-align: center;"><u>The Summons</u></p> <p style="text-align: center;">Man must believe God's Word and His salvation plan through Christ.</p> <p style="text-align: center;">John 3:16</p>	<p style="text-align: center;"><u>The Summons</u></p> <p style="text-align: center;">Man must repent from sin, turning back to God's authority gladly.</p> <p style="text-align: center;">Acts 17: 30-31</p>

Eight steps to unfolding “The Plan.” Cut the eight cards apart and mount them individually next to each other on a large sheet of paper. Tack them up on the wall or lay them out on the floor. Open each card in order and read the phrase and Scripture verse listed. God’s plan for salvation was planned from the beginning of time. He promised this through the prophets and Holy Scriptures, that the Christ would be a descendant of David. It was proven when Jesus rose from the dead. He died for our sins but had victory over death that we might receive grace from and peace with God. Because of Christ’s sacrifice on our behalf, we can come into the presence of a Holy God and spend eternity with Him.

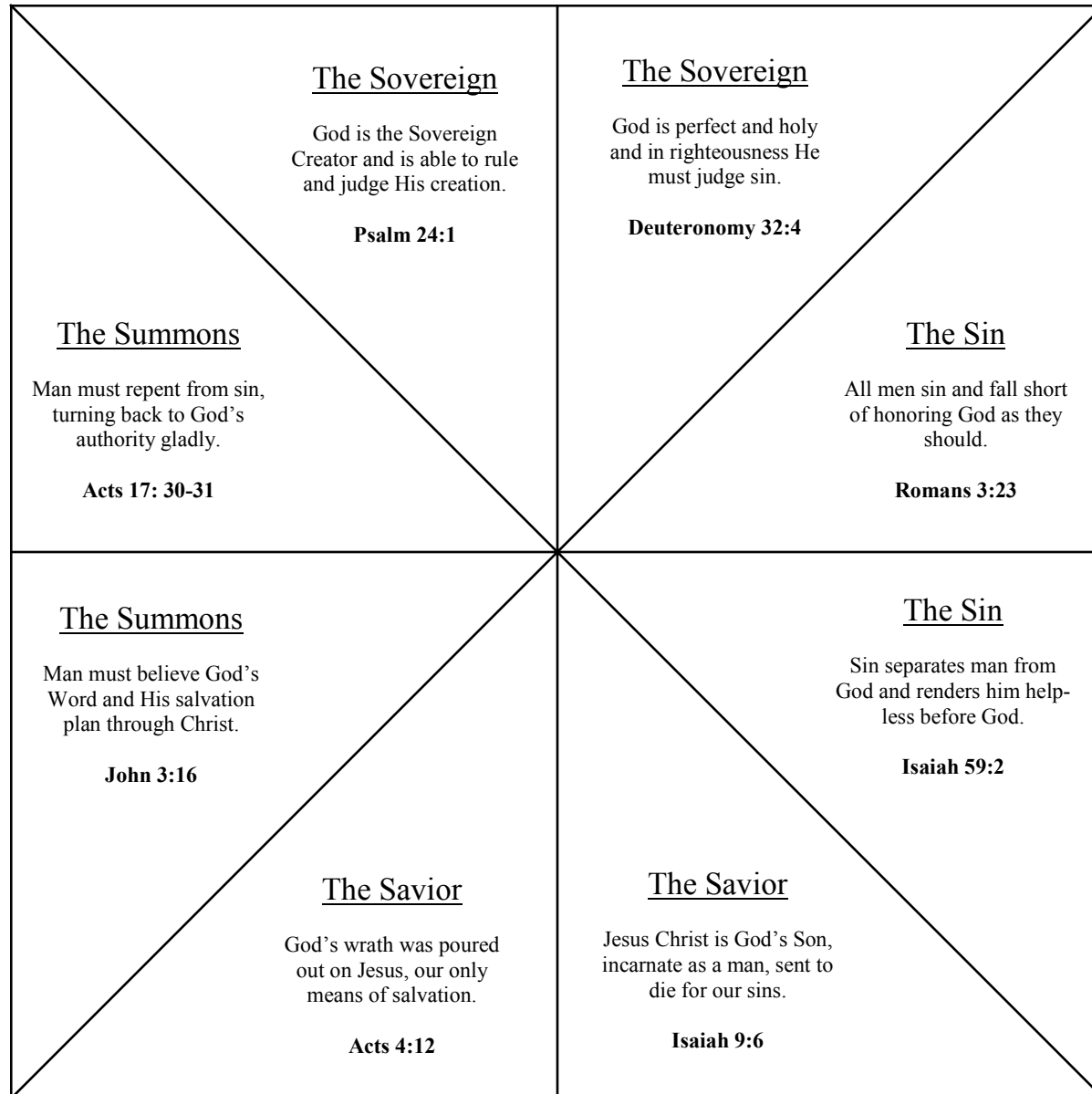


Mount cards to the wall or a long piece of butcher paper so that they open.

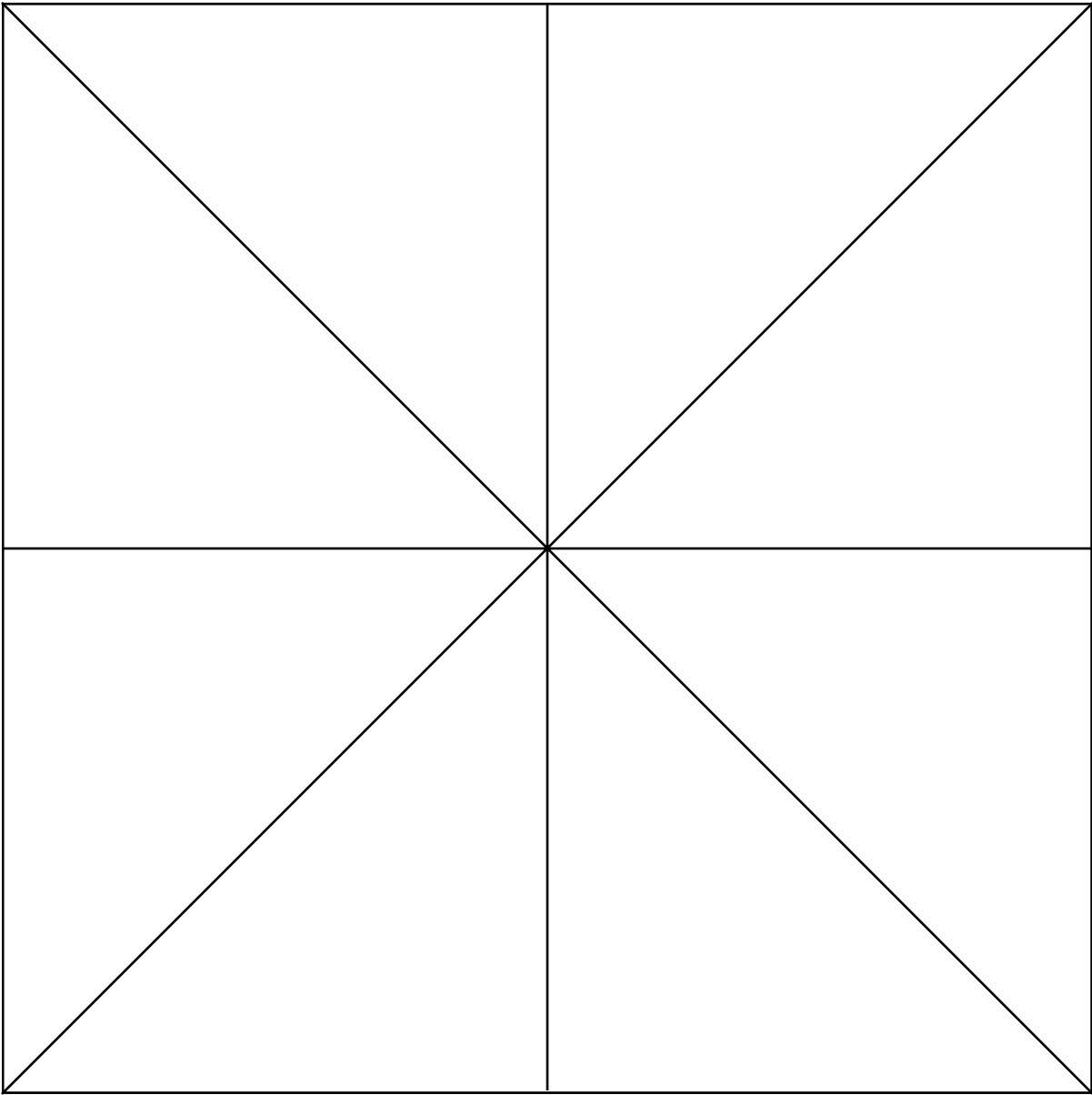


Each card, when opened, tells of God’s plan for the salvation of His people. A Scripture reference is given for each segment of the plan.

Cut out each triangle and tape the edge of an individual triangle on top of a triangle on page 2.
 Flip up and reveal the righteousness of God.



Write an attribute of God, pertaining to the Gospel, on each triangle.



RIGHTEOUSNESS

WHAT DOES IT MEAN?

WHAT IS RIGHTEOUSNESS? In the Bible, righteousness means either doing right things or being right with God. Because everyone has sinned, no one can be right with God by what he or she does. Yet God forgives people who believe in Jesus and says we are right with Him. Then God expects Christians to do right things.

Look up the following verses and write them on the lines below to help you understand more about RIGHTEOUSNESS.

Is everyone RIGHTEOUS?
ROMANS 3:10

Who is RIGHTEOUS and how do they
become RIGHTEOUS?
ROMANS 3:22

How do I know I am RIGHT WITH GOD?
MATTHEW 22:37

MATTHEW 3:2

JOHN 3:16

Aim Questions

Answer the following questions about today's Bible Adventure.

1. When and where did Paul write his letter to the Romans?
2. At the point of writing this letter, what was Paul's plan for missions?
3. What were Paul's purposes for writing this letter?
4. Who made up the church in Rome?
5. What is the Gospel of God?
6. What is the righteousness of God?
7. How should we represent the Gospel of God?

We receive the righteousness of God by faith in Christ so we must do our part and be bold and delighted to proclaim the Good News.



"I am not ashamed of the Gospel, because it is the power of God for the salvation of everyone who believes: first for the Jew, then for the Gentile."

Romans 1:16

Passage Review Questions

Romans 1:1-17

Who wrote the book of Romans, and what do we know about the author? (1:1)

Who does Paul refer to in verse 2? (1:2-4)

What did God promise through His prophets? (1:2)

How was Jesus declared the Son of God? (1:4)

To whom did Paul say that he was called to share the Gospel? (1:5)

Was Paul writing to believers or unbelievers? (1:6-7)

To what church was Paul writing? (1:7)

Why was Paul so thankful for the church in Rome? (1:8)

How did Paul serve God? (1:9)

How often did Paul pray for the church in Rome? (1:9)

What did Paul pray for? (1:10)



Why did Paul long to see the church body in Rome? (1:11-12)

Why had Paul not visited the church in Rome yet? (1:13)

To whom did Paul say he was obligated to preach? (1:14-15)

Was Paul ashamed of the Gospel? Why or why not? (1:16-17)

The Life of Paul



Across



2. A person who leaves home to share the Gospel
6. Paul's first supporter, friend, and companion (Acts 9:27)
7. Saul was a _____ who loved laws (Phil. 3:5)
8. He was from this tribe of Israel (Phil. 3:5)
10. Paul was a ___ because he was from Rome (Acts 16:37)
11. Popular Pharisee who trained & educated Paul (Acts 22:3)
14. Paul made money for expenses by doing this (Acts 18:3)
16. This book was written to the church in Rome (Rom. 1:7)
19. Paul wasn't one of the original twelve, but he was an _____ (Rom. 1:1)
20. Another word for "Good News" (Rom. 1:2)

Down

1. On a road near _____ Paul was saved (Acts 9:3)
2. Romans was written after Paul's third _____
3. Saul watched his stoning (Acts 7:55, 58)
4. After Paul became a believer, he went to learn about Jesus here (Gal. 1:17)
5. Jewish teacher (Matt. 23:8)
6. Saul became _____ before he was saved (Acts 22:11)
9. _____ and Priscilla were Paul's friends (Acts 18:18)
11. Paul shared the Gospel with Jews and ___ (Rom. 3:29)
12. Paul wrote the book of Romans from this city
13. She delivered the letter of Romans (Rom. 16:1-2)
15. Paul was from this city (Acts 22:3)
17. Paul's name before he became a believer (Acts 9:3-4)
18. Romans was written to this church (Rom. 1:7)

The Life of Paul

Answer Key



Across

Down

- | | |
|--|--|
| <p>2. A person who leaves home to share the Gospel</p> <p>6. Paul's first supporter, friend, and companion (Acts 9:27)</p> <p>7. Saul was a _____ who loved laws (Phil. 3:5)</p> <p>8. He was from this tribe of Israel (Phil. 3:5)</p> <p>10. Paul was a ___ because he was from Rome (Acts 16:37)</p> <p>11. Popular Pharisee who trained & educated Paul (Acts 22:3)</p> <p>14. Paul made money for expenses by doing this (Acts 18:3)</p> <p>16. This book was written to the church in Rome (Rom. 1:7)</p> <p>19. Paul wasn't one of the original twelve, but he was an _____ (Rom. 1:1)</p> <p>20. Another word for "Good News" (Rom. 1:2)</p> | <p>1. On a road near _____ Paul was saved (Acts 9:3)</p> <p>2. Romans was written after Paul's third _____</p> <p>3. Saul watched his stoning (Acts 7:55, 58)</p> <p>4. After Paul became a believer, he went to learn about Jesus here (Gal. 1:17)</p> <p>5. Jewish teacher (Matt. 23:8)</p> <p>6. Saul became _____ before he was saved (Acts 22:11)</p> <p>9. _____ and Priscilla were Paul's friends (Acts 18:18)</p> <p>11. Paul shared the Gospel with Jews and _____ (Rom. 3:29)</p> <p>12. Paul wrote the book of Romans from this city</p> <p>13. She delivered the letter of Romans (Rom. 16:1-2)</p> <p>15. Paul was from this city (Acts 22:3)</p> <p>17. Paul's name before he became a believer (Acts 9:3-4)</p> <p>18. Romans was written to this church (Rom. 1:7)</p> |
|--|--|



“For God so loved the world that
He gave His one and only Son,
that whoever believes in Him
shall not perish but have
eternal life.”
John 3:16



*Jesus loves you
and wants you to spend
eternity with Him.*

Specific Prayers for My Friends and Family

Fill in the blanks and commit to pray each day this week.

I will pray that _____ will hear the Good News of the Gospel.

I will pray that _____ will have a soft heart to receive Jesus into his or her heart.

I will pray for boldness and courage to share the Gospel with _____.

I will pray that _____ might see Christ in me and be interested to hear more.

I will pray for _____ to become a believer.

I will pray that God will provide an opportunity for me to talk about Jesus with _____.

I will pray for _____ at school.



I will pray for _____ in my neighborhood.

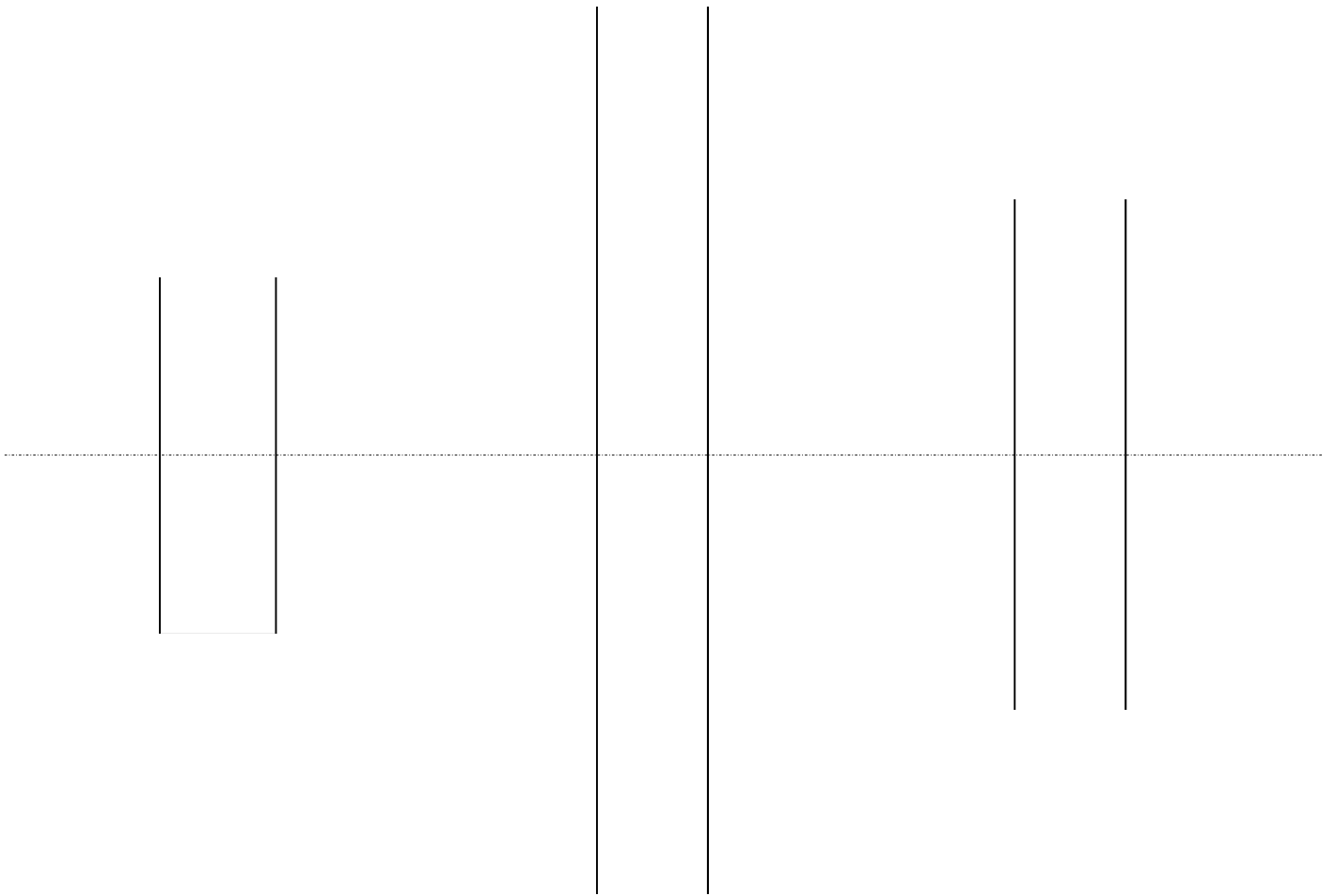
I will pray that I can encourage _____ this week.

I will pray that God will use me to spread the Gospel this week.

“I AM NOT ASHAMED OF THE GOSPEL,
BECAUSE IT IS THE POWER OF GOD FOR THE SALVATION OF
EVERYONE WHO BELIEVES.”

ROMANS 1:16





ROMANS HAND MOTIONS

The Righteousness of God



LESSONS 1-6



I. Situation

Romans 1:1-17

Righteousness Revealed

1. Left hand flat, palm up; right hand wipes it clean.
2. Palms together opening like a Bible; spread hands, with palms up, forward then outward.

II. Sin

Romans 1:18 - 3:20

Righteousness Demanded

1. Left hand flat, palm up; right hand wipes it clean.
2. Right index finger pointing to left palm; draw this gesture back toward chest into heart.

III. Salvation

Romans 3:21 - 5:21

Righteousness Declared

1. Left hand flat, palm up; right hand wipes it clean.
2. Both index fingers touch bottom lip and then are lifted off; spread outward.

IV. Sanctification

Romans 6 - 8

Righteousness Defended

1. Left hand flat, palm up; right hand wipes it clean.
2. Arms almost folded with fists; unfold arms with fists as if blocking a punch.

ROMANS HAND MOTIONS

The Righteousness of God



LESSONS 7-12



V. Sovereignty

Romans 9 - 11

Righteousness Declined

1. Left hand flat, palm up; right hand wipes it clean.
2. Arms crossed, hands opened flat and vertical; unfold arms with a swinging action as if to refuse, shaking head.

VI. Service

Romans 12 - 14

Righteousness Demonstrated

1. Left hand flat, palm up; right hand wipes it clean.
2. Right index finger pointing to left palm; push gesture out from heart (reverse of "demanded").

VII. Specifics

Romans 15 - 16

Righteousness Deliberated

1. Left hand flat, palm up; right hand wipes it clean.
2. Right index finger against right temple; move down to open left palm and 'walk' index and middle fingers.