

Materials I Need:

Key for symbols:



This symbol represents ideas that can be used for two-year-olds through kindergarten. Please remember to slow way down for two-year-olds and keep the pace moving for five-year-olds.



This symbol represents ideas that can be used for two- and three-year-olds.



This symbol represents ideas that are best used for four-year-olds through kindergarten.

Memory Verses:

Romans 1:16: I am not ashamed of the Gospel.

Romans 10:9: Confess with your mouth, "Jesus is Lord."

Romans 7:6b: We serve in the new way of the Spirit.

Romans 13:9: You shall love your neighbor as yourself.



Hook:



Teacher Tip: If your children enjoy answering the Aim Questions, you can add to the curriculum by developing additional questions to ask. Watch the children to be sure their attention is good and they don't lose interest during the question time if more questions are added. Children sometimes listen more closely to the story if they know they have a good chance of answering one of the Aim Questions.

Additional Questions:

1. **Who was not ashamed to preach the Gospel of Jesus Christ?** (Paul.)
2. **Who is a slave to sin before they confess with their mouths, "Jesus is Lord?"** (Everyone-- Jew and Gentile.)
3. **Who are we to love and serve?** (Our neighbors, people in God's family.)
4. **Who helps us know and do what God says is right?** (Holy Spirit, Jesus.)



Hide the Picture: Show your children a review picture that will be used in today's Bible Adventure. Tell them to "look hard" because you are going to hide the picture and see if they remember what it was. Have them close their eyes. Hide the picture under a piece of paper. Have them open their eyes and try to tell you what was in the picture. The younger children may not have the verbal skills to identify what was in the picture, so for them, hide the picture they saw among three or four others and see if they can pick out the first one they saw. Talk about what you see in the pictures.



"I Am Not Ashamed of the Gospel" Center: Bring a globe or large world map for the children to study. Take several copies of the Romans 1:16 verse, and with poster tack, place the verses on the countries that have missionaries sent from our congregation. Show the children where Paul talked about-- Jerusalem, Rome, Spain. Place stickers there, also. Clear the globe or map every once in awhile so other children can place the verses. In today's Bible Adventure, Paul really wanted to visit his friends in Rome and then travel to a faraway place called Spain to preach the Gospel.



"We Serve in the New Way of the Spirit" Center: Provide a bin of rice or beans along with play dishes and a protective vinyl tablecloth (for easier cleanup). Have the children serve the leader and each other what they prepare using the rice or beans. In today's Bible Adventure, we will be reminded that we are to serve others in God's family. We are to be kind to other Christians even though they may worship God in a little different way than we do.

- "Confess with Your Mouth" Center:** Place numerous pictures of places and animals on the table. Also place review picture ROM01ECGF3 with the others. A leader is at this center to "mouth" words. The children are to read his lips and point to the picture he "mouthed." When the leader says "Jesus is Lord," the child should pick up the Paul picture. According to the age of the children, use two or three words to describe the pictures so it will be harder to differentiate from the Scripture picture. In today's Bible Adventure, Paul wrote the Romans telling them that to be in the family of God, they had to confess with their mouths that "Jesus is Lord."
- "Love Your Neighbor as Yourself" Center: (Review ROM09ECGF12)** Using the review ROM09ECGF12 picture and cutouts from magazines, paste pictures beside the child of ways that people show love to others. Have each child choose four pictures to paste on the page and then color the rest with markers or crayons. "We can show our love in many ways. We are to love and serve others in the family of God, but we also need to love and serve people who don't know about Jesus."
- Memory Verse Review:** Pull a child's name out of a basket, and let him choose two others to join him in the "Paul Chair" to say one of the verses together. Repeat until all have had a turn and all the verses are reviewed.
- Head & Shoulders:** Paul wanted to tell everyone everywhere about Jesus. He used his whole body to spread the good news of the Gospel.
Head and shoulders, knees and toes, knees and toes,
Head and shoulders, knees and toes, all for Jesus.
Ankle, leg, neck, and nose, neck and nose.
Ankle, leg, neck, and nose, all for Jesus.
- Strange Change:** One teacher goes out of the room and comes in with his hands tucked up inside his sleeves so they can't be seen, with bare feet and a closed, straight mouth. The children observe him so they can notice what is different later. He goes out and comes in again with his hands showing, shoes on, and a smile on his open mouth. Talk about his hands being ready to serve and love others, his feet being ready to go, and his mouth ready to share the Gospel. Which one was Paul like?
- Gospel Relay:** Talk about the Gospel that is found in the Bible. Divide the children into two teams and have them line up one behind the other. Give the first child in each team a Bible. Tell them different ways to pass the Bible to the back of the line and return it to the front. They could stand facing forward and pass the Bible behind them or the reverse. They might pass it between their knees. They might pass it with the palms of their hands only on the Bible or hold it between their elbows. Have the teams say one of the memory verses at the end.
- Former Lessons:** Use Hooks from previous lessons that apply that you did not have time to do before or that were favorites.



Book:

Presentation Ideas -

- Show the review pictures (ROM01ECGF3, ROM02ECGF1, ROM04ECGF3, ROM04ECGF5, ROM06ECGF2, ROM09ECGF1) as well as this lesson's ROM12ECGF1 and ROM12ECGF2 pictures as you tell the Bible Adventure.
- Finger Play: "Romans Is a Mighty Book"**

Romans is a mighty book	<i>(Hold hands like a book.)</i>
Inside, Paul says, "Take a look."	<i>(Open hands.)</i>
It tells us of our hurtful sin,	<i>(Make painful face.)</i>
What we are, and where we've been.	
Paul wrote us his loving letter,	<i>(Pretend to write.)</i>
To say there's another way better.	
We can be free of hurtful sin,	<i>(Swing arms open.)</i>
With Christ, our Savior, we can win!	<i>(Point up.)</i>

Bible Adventure for 2's & 3's-

(Show the review ROM02ECGF1 picture.) Everywhere Paul went, he preached the Gospel to Jews who knew about God's law. He also taught the Gentiles who did not have God's law and worshiped idols. Paul wrote the Romans, "Everyone--both Jews and Gentiles--has a sin problem. We are all slaves to sin. Faith in Jesus is the only way to break the chains of sin in our hearts so that we can obey God. When we confess with our mouths, 'Jesus is Lord,' God gives us His Holy Spirit who helps us know and do what God says is right."

(Show the review ROM09ECGF1 picture.) When we belong to Jesus, we want to serve in the new way of the Spirit. We love and serve our church family by using the spiritual gifts God has given us. We serve our neighbors who may not even know about Jesus.

Paul was not ashamed to preach the Gospel. He wanted to go to the towns and cities where people had never heard about Jesus. He even wanted to go to a faraway place called Spain to preach the Gospel. On the way to Spain, Paul wanted to stop in Rome and spend time with his Christian friends.

(Show the ROM12ECGF1 picture.) When Paul finished writing his letter to the Romans, he chose a woman named Phoebe to carry the letter to the city of Rome. In his letter, Paul asked the Roman Christians to help Phoebe get settled in Rome. He asked them to share his letter with all his friends living there.

(Show the ROM12ECGF2 picture.) Paul wanted everyone in the church family in Rome to pray for him as he traveled to Jerusalem and then to Rome. He told them it was important to pray for each other. Paul would pray for them, and they could pray for him. In this way, the great Gospel of the Lord Jesus Christ would continue to be preached, and more people would belong to God's kingdom.

We know that the letter arrived in Rome because we have it written down in our Bibles. The Roman Christians did what Paul asked them to do. They shared the letter with everyone in God's family. It is the same wonderful letter that God has given to us today. *(Put a marker in you Bible at Romans and close your Bible.)*

Prayer: Dear God, thank You for the book of Romans which tells us about the good news of Jesus. In Jesus' name I pray, amen.

Bible Adventure for 4's, 5's & K-

(Show the review ROM01ECGF3 picture.) Paul wrote a wonderful letter to the Romans, and now we are almost finished with this letter. At the beginning of Paul's letter to the Romans, he said, "I am not ashamed of the Gospel of Jesus because it is powerful to make us right with God so that we can belong to His family." *(Sing Romans 1:16, Memory Verse Song.)*

(Show the review ROM02ECGF1 picture.) Everywhere Paul went, he preached the Gospel to Jews who knew about God's law and to Gentiles who did not have God's law, but who worshiped idols.

(Show the review ROM04ECGF3 picture.) Paul wrote, "Everyone--both Jews and Gentiles--has a sin problem. We are all slaves to sin."

(Show the review ROM04ECGF5 picture.) "Faith in Jesus is the only way to break the chains of sin in our hearts so that we can obey God."

(Show the review ROM06ECGF2 picture.) "When we confess with our mouths, 'Jesus is Lord,' God gives us His Holy Spirit who helps us know and do what God says is right."

(Show the review ROM09ECGF1 picture.) Paul said, "When we belong to Jesus, we want to serve in the new way of the Spirit. We serve our church family by using the spiritual gifts God has given us. We serve our neighbors who may not even know about Jesus. We love and serve the people in God's family who may do things a little differently than we do."

(Show the review ROM02ECGF1 picture again.) Paul began his letter by saying he was not ashamed to preach the Gospel, and now he is ending his letter by saying, "The most important thing I will ever do is preach the Gospel. That is how I want to spend my time for the rest of my life--telling people about Jesus."

"I try to go to the towns and cities where people have never heard about Jesus before. It is my plan to go to the most faraway place--to Spain--to preach the Gospel. People in Spain have not heard the good news of Jesus. On my way there, I will stop in Rome and spend some time with you. I look forward to seeing my old friends who are now living in Rome and to making new friends while I'm there."

(Show the ROM12ECGF1 picture.) "I am sending my letter with Phoebe, who is coming to live in Rome. Help her with whatever she needs in a new city because she has been a helper to me and many others."

"Say hello to all my friends living in Rome, and let them read my letter. These fellow Christians have been faithful to serve the Lord Jesus, and I love them very much. Say hi to Aquila and Priscilla whose lives were in danger when they were with me. Now they have opened their home in Rome so the church family can meet there.

(Show the ROM12ECGF2 picture.) "Tell all of the church family to pray for me as I travel to Jerusalem and then to Rome. It is good for us to pray for each other. I pray for you, and you pray for me. In this way, the great Gospel of the Lord Jesus Christ will continue to be preached, and more people will belong to God's kingdom. Now, I pray that the God of peace be with you all. Amen."

(Show the ROM12ECGF1 picture again.) Paul folded his letter and gave it to Phoebe. We know that the letter arrived in Rome because we have it written down in our Bibles. It is a wonderful letter that God has given to us. *(Put a marker in your Bible at Romans and close your Bible.)*

Prayer: Dear God, thank You for the book of Romans which tells us about the good news of Jesus. Help me tell people in my neighborhood about Jesus. Help me remember to pray for our missionaries who are preaching the good news of Jesus in other countries of the world. In Jesus' name I pray, amen.

Aim Questions

Aim Questions for 2's & 3's:

1. **To whom did Paul preach the good news of the gospel about Jesus?** *(Jews, Gentiles, those who had not heard about Jesus.)*
2. **Who did Paul want the Roman Christians to pray for?** *(Paul and each other.)*
3. **Who carried Paul's letter to Rome?** *(Phoebe.)*

Aim Questions for 4's & 5's:

1. **Where did Paul want to preach the Gospel?** *(In Spain and other places where people had not heard about Jesus.)*
2. **What did Paul tell people about the Gospel?** *(Jesus died for our sins and came back to life. If I put my faith in Jesus and confess Him as Lord, I am no longer a slave of sin. I become God's child and become part of His family forever. I am free to love and serve God and my neighbors.)*
3. **Say or sing all of the Romans memory verses.** *(See Memory Verse section.)*



Look:

- Aim Questions:** Choose a "Phoebe" from the class and ask her to deliver the questions. Give her the questions in numbered envelopes and have her deliver the correctly numbered question to the child called on. Once the question is delivered, he takes it to the teacher to be read and answered.
- Transition Idea:** Sing one of the memory verse songs as you move from one area to another.
- Snack Idea:** Serve the snack in a new way. It could be presented to the children from the cups of an egg carton, out of a (clean) hat, from a dog dish, etc. Just as we are getting our snack in a new and different way, Jesus wants us to act in a new and different way after we have confessed with our mouths, "Jesus is Lord."
- Snack & Prayer Time:** Review how Paul loved the people he visited and wanted to encourage them. He wanted the Romans to pray for him as he traveled and shared the Gospel. Place pictures of our church missionaries on each table along with a world map. Talk about where they are serving and what they are doing there. Serve chocolate chip cookies because that is something most missionaries can't get very easily and would enjoy. Pray for the missionaries.
- Paul Finger Puppet and World Map: (Review ROM07ECGF12)** Let the children color the review map and talk about the places where Paul shared the Gospel and where our church missionaries are sharing today. With a fine-tipped washable marker, draw a face on a child's index finger so he can "take" the Gospel to different areas of the map. He could sing "Romans 1:16, Memory Verse Song" as he walks his finger from country to country.
- Paul Finger Puppet: (ROM12ECGF6 and ROM12ECGF3)** Give each child a GF6 Paul to tape on a craft stick. This puppet can be used to review the memory verses or to take the Gospel to the pretend people in the stores on the GF3 page. The Paul puppet could travel to various countries on a world map to tell about Jesus. Tape a GF5 memory verse to the back of the puppet for review at home.

Share the Gospel Game: Have the children leave the room while helpers hide peanuts (in the shell) everywhere in the room. Careful hiding is not important, but use as large a number of nuts as possible. Before the children come back into the room, give each child a cup and tell them that there are many "people" in their room who have not heard the Gospel. They are to look around and find as many "people" as they can, pick them up, and put them in their cup. After everyone has looked and the room is pretty much clean, talk about how many people needed to hear about the Gospel. (All people.) Who found the most "people" to tell? Where did they find "people"? (Hiding.) But that shouldn't stop them from looking for them. Peanuts are economical and easy to use but because of food allergies and/or smallness of shell, other items can be substituted for "people."

"Wheels on the Bus" Verse Review: Arrange the class in a long line of pairs of chairs. Sing the following verses while the children do the appropriate actions.
(Children move outside arms in circular motion.)

The wheels on the bus go round and round, round and round, round and round.
The wheels on the bus go round and round, all around the town.

(Children cup mouths on "Jesus is Lord.")

The people on the bus say, "Jesus is Lord, Jesus is Lord, Jesus is Lord."
The people on the bus say, "Jesus is Lord," all around the town.

(Children sit tall and low on "up and down.")

The children on the bus go up and down, up and down, up and down.
The children on the bus go up and down, all around the town.

(Children hug child next to them on "Love your neighbor.")

The driver on the bus says, "Love your neighbor, love your neighbor, love your neighbor."
The driver on the bus says, "Love your neighbor," all around the town.

(Quickly open ten fingers on "Share the Gospel.")

The horn on the bus honks, "Share the Gospel, share the Gospel, share the Gospel."
The horn on the bus honks, "Share the Gospel," all round the town.

(Repeat the first verse and fade voices away at the end as the bus drives away. End with a wave of the hand.)

Gospel Game: Paul shared the Gospel everywhere he went. He wanted to go to Spain to share the Gospel there. What exactly was the Gospel that Paul shared and we can share? Let's play the Gospel Game! Place several foot patterns on the floor. Write a #1, 2, 3, or 4 on several of them. Play music while the children move freely around the room in the fashion that Paul might have traveled--rowing, walking, or running. When the music stops, they all quickly put their foot on a foot that has the number on it that you call out. Begin with #1. "What did Paul tell the people in Rome?" (Tell the children the first part of the good news Gospel before playing the music and repeating.) At the end, say all four and repeat the whole Gospel.

1. Jesus died for my sins and then came back to life.
2. I must believe in Jesus and say out loud that He is Lord so that I am no longer a slave of sin.
3. I become God's child and become part of His forever family.
4. I am free to love and serve God and my neighbors.

"We Share the Gospel Here and There" Action Song: Review together that sharing the Gospel is telling people the good news that Jesus died for their sins and came back to life. If they believe in Him, their sins can be forgiven and they can live with Him and His forever family. Use the tune "The Ants Go Marching In." Go faster and faster and then slow down as children follow a teacher around the room.

We share the Gospel here and there. *(Swing arms from side to side.)*

Hurrah! Hurrah! *(Cup hands around mouth.)*

We share the Gospel here and there. Hurrah! Hurrah!

We share the Go-ospel here and there,

Share the goo-od news everywhere *(Sing this line slowly.)*

So that others can have faith, in Christ, the Lord of a-all.

(Repeat.)

- Romans Rap:** Let's remember things we have learned in Romans with some key words. We talked about Paul preaching the Gospel to the Romans and how to love our neighbors. Do the following motions every time you hear these words. After practicing as a group, divide the class into pairs to face each other and do the motions together. Rearrange words and make it harder.
Paul (who wrote the book of Romans) – Cup hands around ears.
Gospel (message that by putting faith in Jesus who died for our sins we become a member of God's forever family) – Cup hands around mouth like a megaphone.
Romans (people Paul was writing, cared about, and asked to pray for him) – Clap hands.
Love ("Love your neighbor as yourself") – Clap hands of person opposite you or someone close as if showing love.
- Missionary Game:** This is played like "Red Rover." Divide the children into two teams. Place a masking tape line across the room between them. Each team gets together and decides on a "catcher" and a missionary (on the other team) to call for. If the catcher catches the missionary before they hook onto the other team's chain, they return to their side. If they do hook up, they get to call another person to come with them. They share a memory verse or the Gospel with that team. Switch teams and continue. The chant is...
Please care, please care. Send missionary (child's name) over to share.
- Reaching All People with the Gospel:** Paul had to walk, run, and ride in a boat to share the Gospel. Today people phone, walk, run, drive, boat, and fly to share the Gospel. We can do all these things, too! Mark off a destination on the floor with masking tape. Pretend to call someone on the phone, walk there, run, drive a car, and row a boat. Then give each child a piece of paper and instruct them in making a paper airplane with their name on it. Fly the paper airplanes one at a time to the destination. If they don't make it, they stand where their plane landed and pick it up, throwing it again when it is their turn. When everyone gets to the mission field, say a memory verse together or share the Gospel.

Songs:

- Bible Themes Song** (*tune: "Bible Songs for Preschool Children—Romans" tape*)
(Chorus)
We like to sing about the Bible themes.
We like to sing about the Bible themes.
We like to sing about the Bible themes.
It helps us understand God's Wo-ord.

Matthew—Jesus, the king;
Mark—Jesus, the servant;
Luke—Jesus, the perfect man;
And John—He's the Son of God.
(Repeat chorus.)

Acts—birth and growth of the church;
"Whose church?" God's church!
Romans—righteousness of God is revealed in the Gospel.
(Repeat chorus.)
- Paul Wrote a Letter** (*tune: "Ring Around the Rosie"*)
Paul wrote a letter, to the-e Romans.
Gospel! Gospel! It's the truth!
- Romans 1:16, Memory Verse Song** (*tune: "Ring Around the Rosie"*)
I am not asha-amed,
Of the-e Gospel.
Romans One, Sixteen.
It's the truth!
- Romans 10:9, Memory Verse Song** (*tune: "He's Got the Whole World"*)
Con-fess with your mou-outh, "Jesus is Lord." *(Sing three times.)*

Romans chapter ten, verse nine.

(Repeat.)



Romans 7:6b, Memory Verse Song *(tune: "Ring Around the Rosie")*

We serve in the new way, of the-e Spir-it.

Romans seven, six, b. God's better way!



Romans 13:9, Memory Verse Song *(tune: "She'll Be Coming Round the Mountain")*

You shall love your neighbor as yourself.

You shall love your neighbor as yourself.

You shall love your neighbor; you shall love your neighbor,

Ro-mans, chapter thirteen, ve-erse nine.



Took:



Our Church Missionaries: (ROM12ECGF7) Talk about what the missionaries in the GF7 picture might have in their suitcases if they were moving to a different country to preach the Gospel. Glue a small picture of one of our church missionaries on the page as a reminder to pray this week for our missionaries. Pictures can be requested from the Mission's Office.



"Pray for Our Missionaries" Activity Page: (ROM12ECGF2 and ROM12ECGF5) Let the children color their GF2 pictures as you talk with them about how the Christians in Rome prayed for missionary Paul. Talk about praying for our missionaries as you show their pictures and name them. Let the children stick GF5 memory verses on their pictures. Sing the memory verses songs if time allows.



Marble in a Box: (Review ROM07ECGF12) Place a ROM07ECGF12 world map picture in a shallow box of a similar size. Let a child dip a marble in a pan of tempera paint and roll it around over the picture in the box. Wipe it off and dip the marble in another color and repeat the process. Talk about Paul and missionaries who share the Gospel all over the world. It might be fun to designate the different paint colors as the different church missionaries we support. See if the marble goes to the appropriate country where the missionary is serving.




Preschool Page for Parents: (ROM12ECPPP) Send a page home with each child, encouraging parents to reinforce the Bible truths at home. Spend a few minutes before the children go home creatively reviewing the song and memory verse.






When Paul finished his letter, he gave it
to Phoebe to take to the Romans.



Paul always prayed for the Romans and asked them to remember to pray for him, too.



Cut out buildings
and match them
to those on
the GF3 page.






I am not ashamed
of the Gospel.
Romans 1:16



Confess with your
mouth, "Jesus is Lord."
Romans 10:9



We serve in the new
way of the Spirit.
Romans 7:6b



I am not ashamed
of the Gospel.
Romans 1:16



Confess with your
mouth, "Jesus is Lord."
Romans 10:9




We serve in the new
way of the Spirit.
Romans 7:6b



I am not ashamed
of the Gospel.
Romans 1:16



Confess with your
mouth, "Jesus is Lord."
Romans 10:9



We serve in the new
way of the Spirit.
Romans 7:6b



I am not ashamed
of the Gospel.
Romans 1:16



Confess with your
mouth, "Jesus is Lord."
Romans 10:9



We serve in the new
way of the Spirit.
Romans 7:6b



I am not ashamed
of the Gospel.
Romans 1:16



Confess with your
mouth, "Jesus is Lord."
Romans 10:9




We serve in the new
way of the Spirit.
Romans 7:6b



I am not ashamed
of the Gospel.
Romans 1:16



Confess with your
mouth, "Jesus is Lord."
Romans 10:9



We serve in the new
way of the Spirit.
Romans 7:6b



I am not ashamed
of the Gospel.
Romans 1:16



Confess with your
mouth, "Jesus is Lord."
Romans 10:9



We serve in the new
way of the Spirit.
Romans 7:6b



I am not ashamed
of the Gospel.
Romans 1:16



Confess with your
mouth, "Jesus is Lord."
Romans 10:9



We serve in the new
way of the Spirit.
Romans 7:6b






Missionaries take the gospel of Jesus to other countries.

P P P Preschool Page for Parents

Extended Bible School Training in the Home

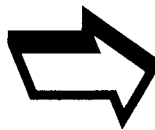
March 17, 2002
Romans 15-16



This is what I learned today!

Paul finished his letter to the Romans. His message was that everyone--Jews and Gentiles--has a sin problem. Faith in Jesus is the only way to break the chains of sin in our hearts so that we can obey God. When we belong to Jesus, we want to serve in the new way of the Spirit. The most important thing in the world to Paul was to preach the Gospel. He wanted to travel to Rome to see his Christian friends there and then go on to Spain to preach the Gospel to people who didn't know about Jesus. Paul asked the church family in Rome to pray for him as he traveled. He told them he would keep praying for them so the great Gospel of the Lord Jesus Christ would continue to be preached. His prayer was for more people to belong in God's kingdom.

Romans Memory Verses



Paul finished his letter to the Romans

Romans 1:16, Memory Verse Song
(tune: "Ring Around the Rosie")

I am not asha-amed, of the Gospel.
Romans One, Sixteen.
It's the truth!



Romans 10:9, Memory Verse Song
(tune: "He's Got the Whole World")

Con-fess with your mou-outh, "Jesus is Lord."
Con-fess with your mou-outh, "Jesus is Lord."
Con-fess with your mou-outh, "Jesus is Lord."
Romans chapter ten, verse nine.
(Repeat.)

Romans 7:6b, Memory Verse Song
(tune: "Ring Around the Rosie")

We serve in the new way, of the-e Spir-it.
Romans seven, six, b. God's better way!

Romans 13:9, Memory Verse Song
(tune: "She'll Be Coming Round the Mountain")

You shall love your neighbor as yourself. (Repeat.)
You shall love your neighbor, you shall love your neighbor,
Ro-mans, chapter thirteen, ve-erse nine.

* For tunes to songs, ask about the preschool tape.



Paul always prayed for the Romans and asked them to remember to pray for him, too.