

Materials I Need:

Key for symbols:

- This symbol represents ideas that can be used for two-year-olds through kindergarten. Please remember to slow way down for two-year-olds and keep the pace moving for five-year-olds.
- ② This symbol represents ideas that can be used for two- and three-year-olds.
- ④ This symbol represents ideas that are best used for four-year-olds through kindergarten.

Memory Verse:

Romans 13:9: You shall love your neighbor as yourself.

Hook:

- Teacher Tip:** Sometimes you will play a game or do a large group activity where the children are restless, and it is hard to keep their attention. The best activities for preschoolers are ones where everyone is involved and moving. It will eliminate waiting for long periods and energy will be expended in a constructive way. If the children act restless, don't force the idea you were trying; but fall back onto a game or activity that you know your class enjoys, and finish your game time in that way. It is also good to remember that unless you try new games and concepts, you won't know which ideas are favorites with your class.
- Flannel Board Sorting Game:** Get out pieces from the flannel board materials (Betty Lukens) and group the pieces into sets. Set suggestions include: women, men, children, animals, etc. Have the children sort and arrange the pieces so the same types of characters are together. Tell the child the names of the characters you know and give him a chance to say them, too. Talk about the people. "In today's Bible Adventure, God wants all people in His church to accept other Christians even though they may look different and dress different." Modern day people may also be included.
- Hello and Goodbye Center:** Help your children remember to say "hello" and "goodbye" at the right times. Get out the blocks, cars, and some action figures; and while the children are playing, say "hello" and "goodbye" as the toy people come and go. Also, encourage the children to greet the new child that joins their group to play. "In today's Bible Adventure, God wants His children in the church to love each other. We can show our love by greeting others as they come into the room or into our play group."
- Animals and People Are Different Center:** Choose five or more different stuffed animals to look at. Look at the animals one at a time. Ask your group which body parts each animal has that they have, too. Then see if the children can tell you which body parts the animal has that are different from their own. Help your children compare by asking questions. "What's this part of the cat? Yes, it's the tail. Do you have a tail? In today's Bible Adventure, Paul wrote the Christians in Rome saying they were to be kind to different kinds of Christians. Animals are not Christians, but sometimes other Christians do things differently than we do; and we are told to love them. They may worship God in a little different way, but the important thing is that they worship Him with their whole heart."
- Learning to Serve Our Parents Center:** Provide paper plates, plastic silverware, paper cups, and napkins (centerpiece optional). Have the children work together to neatly set the table with all the supplies in place. "When we set the table, we are practicing being kind to our parents and learning how to love and serve them. You are doing a good job. This week offer to set the table for your family. God wants us to learn to serve others."

-
- Coloring Pictures: (ROM11ECGF6)** Color the GF6 pictures and discuss what a loving neighbor would do. Sing the memory verse song together.
 - Neighborhood Love Coloring Sheet: (ROM11ECGF7 and ROM11ECGF8)** Color the GF7 neighborhood picture and the GF8 child puppet (the girl puppet for the girls and the boy puppet for the boys). Tape or glue the puppet to a popsicle stick. Cut along the sidewalk line on the picture so that the puppet can slide up (through the slit) in front of these neighborhood buildings to say loving things as a good neighbor. Sing the memory verse song and "This Little Light of Mine" together.
 - Play Dough Food:** Discuss family differences about food tastes and beliefs. As the children talk, form hot dogs, carrots, bananas, ice cream cones, hamburgers, doughnuts, etc., out of the play dough. Talk about loving people even though they have different ideas about food.
 - Dress Up:** Bring different clothes and hats for the children to wear. As they dress up, ask them if this is something they would wear to church or to a birthday party. Discuss loving and accepting all Christians who dress differently and who have different family customs.
 - Magazine Food Pictures: (ROM11ECGF9)** Let children find pictures of foods that their family likes to eat (from magazines or from the GF9 picture). Have pictures on hand of things you like, but they might not like. Ask them what they would do if they came to your house for dinner.
-



Book:

Presentation Ideas -

- Color and show the **ROM11ECGF1, ROM11ECGF2, ROM11ECGF3, ROM11ECGF4, and ROM11ECGF5** pictures as you tell the Bible Adventure. Keep these pictures for review in future lessons.
- Finger Play: "Showing God's Love"**

God shows His love to me.	<i>(Point up to God, then point to self.)</i>
I show God's love to you	<i>(Point to self, then point to someone else.)</i>
By sharing blocks and toys,	<i>(Open hands up and move them side to side.)</i>
And speaking kindly, too.	<i>(Hand up near the mouth and open and close like a duck.)</i>
- Prayer at the end of the Bible Adventure:** After the story, have some children stand, some kneel, and some sit for the prayer. Have some close their eyes and some keep their eyes open. Ask some children to raise their hands upwards, some to fold their hands, and some to press their palms together. "We learned in the Bible Adventure today that it is all right to pray to and worship God in different ways. The important thing is to pray to and worship Him with a whole heart." Say the prayer while the children hold their various positions.

Bible Adventure for 2's & 3's-

(Show the review ROM10ECGF4 picture.) Last week we learned from Romans that God's people show they love their neighbors by helping them. The Samaritan man did not know the wounded Jewish man lying on the road. He did the right thing and stopped to help him. Jesus said that he was loving his neighbor. Today, Paul tells us how to love our neighbors in the church family.

(Show the ROM11ECGF1 picture.) In the Old Testament, God told the Jewish people not to eat certain kinds of foods. No Jewish person would ever eat a piece of ham or bacon, and he would not eat with anyone else who did.

After Jesus died on the cross to make people clean from their sins, God told Peter that it was all right to eat any foods. Anyone in God's family could eat any food he wanted. Some of the Jewish Christians could not get used to the idea of eating certain kinds of foods. It was hard for them to eat with people who enjoyed those foods.

In Paul's letter to the Romans, he told the Jewish Christians to love their neighbors no matter what kind of food they ate. They were to love every Christian.

(Show the ROM11ECGF2 picture.) Paul says the same is true for special traditions that families keep. We aren't to try to make other people do things exactly the way our family does them. It is all right for some Christian families to hold hands while they pray together. It is all right for some people to go to church several times a week while others go only once a week. The important thing is that each Christian prays, goes to church, and worships God with all his heart.

God wants peace and kindness in His church family. Paul tells us to accept other Christians who have a little different way of doing things. It is important to love your Christian neighbor as yourself.

Prayer: Dear God, thank You for giving us Your love in our hearts so we can love our neighbors in the church family. In Jesus' name I pray, amen.

Bible Adventure for 4's, 5's & K-

(Show the review ROM10ECGF4 picture.) Last week we learned from Romans that God's people show they love their neighbors by helping them. The Samaritan man did not know the wounded Jewish man lying on the road, but he used his time and money to help him. Jesus said that he was loving his neighbor.

(Show the review ROM09ECGF2 through ROM09ECGF5 pictures.) In the church family, people serve God by using the spiritual gifts He has given them—teaching, giving, showing mercy, and helping. Today, Paul tells us how to love our neighbors in the church family. It seems like this would be an easy thing to do because everyone loves God if they're in His family, but people have different opinions about how to worship and serve God.

(Show the ROM11ECGF1 picture.) In the Old Testament, God told Jews not to eat certain kinds of foods or they would become unclean. No Jewish person would ever eat a piece of ham or bacon, and he would not eat with anyone else who did. It would make him unclean.

After Jesus died on the cross to make people clean from their sins, God told Peter that it was all right to eat any foods. No food would make a person unclean, so anyone in God's family could eat any food he wanted. But some of the Jewish Christians could not get used to the idea of eating certain kinds of foods, and it was hard for them to be around people who enjoyed those foods. They were offended, and they didn't want to be around them any more.

(Show the ROM11ECGF2 picture.) A Christian should love another Christian enough to stop doing what hurts the other person. If a Christian doesn't feel right about eating a certain kind of food, then the loving thing for you to do is not eat it either. If you love your Christian neighbor, you will stop doing the things that hurt him.

(Show the ROM11ECGF3 picture.) Paul said, "Loving your neighbor means doing what will help him grow more and more in love with God. It is not so important what you eat or drink; what is important is that you help each other love God more."

(Show the ROM11ECGF4 picture.) Paul said, "The same is true for special traditions that families keep. Don't try to make other people do things exactly the way your family does them." For instance, some Christian families bow on their knees while they pray, and others do not. The important thing is for every Christian to pray to God with all his heart. Some people go to church several times a week; others go once a week. The important thing is that each Christian goes to church and worships God with all his heart.

(Show the ROM11ECGF5 picture.) God wants peace and kindness in His church family. Sometimes we have to give up something we like if what we're doing hurts somebody else. Paul tells us to accept other Christians who have different ways of doing things. That is an important way of loving your Christian neighbor as yourself.

Prayer: Dear God, thank You for giving us Your love in our hearts so we can love our neighbors as ourselves. Help us do what is best for other people, even if it means giving up something we might enjoy ourselves. In Jesus' name I pray, amen.

Aim Questions

Aim Questions for 2's & 3's:

- 1. After Jesus died on the cross to make people clean from their sins, who told Peter it was all right to eat any kind of food? (God.)**
- 2. Who wrote the letter to the Romans to tell them to accept other Christians who have different ways of doing things? (Paul.)**
- 3. Who wants peace and kindness in His church family? (God, Jesus. Say the memory verse.)**

Aim Questions for 4's & 5's:

- 1. After Jesus died on the cross to make people clean from their sins, who told Peter it was all right to eat any kind of food? (God.)**
- 2. What should we do if we don't agree with another Christian about what to eat or how to worship God? (Don't hurt another Christian with words or actions.)**
- 3. How does God want us to treat Christians in Jesus' church family? (Say the memory verse.)**



Look:

- Aim Questions:** Tape the Aim Questions to the back of pictures of different foods. Pictures of ham or bacon would be good to include. Call for a specific food and have the child bring that pictured question to the teacher to be read. Explain that God had told the Israelites not to eat ham or bacon. They needed to learn that it was all right to eat all kinds of foods after Jesus cleansed them from sin. The Jews and Gentiles needed to learn to stop offending each other with their different eating habits.
- Snack Suggestion:** Make bacon or small pieces of ham available for snack along with whatever else is planned. Remember that some of the Jewish Christians didn't know it was all right to eat bacon and ham until they read Paul's letter.
- Transition Idea:** Have a child pair up with a partner and hold his hand. Each child walks hand in hand to their destination. We are accepting others when we kindly walk with them.
- "Romans Chapter 14" Booklet: (ROM11ECGF10 and ROM11ECGF11)** Fold the GF10 page into fourths to make a booklet. Give each child his own GF11 strip of nine pictures. Older children may cut around the pictures themselves; but for younger children, these will need to be cut before class. Ask the children to find the corresponding pictures in the GF10 booklet. (The pig is on the first page; the thumb is on the second page; the drumstick is on the second and third pages; and the crosses and the memory verse can be glued on any page.) Be sure that the children understand the meaning of the pictures so they can explain the booklet to their parents.
- "Accept the Ball" Game:** Bring several different sizes and shapes of soft balls to class (Nerf football, plush softball, foam soccer ball, etc.). Arrange the class in a circle facing each other. Start with one ball and pass it to the first child. He must "accept" the ball and pass it to the next child. The ball keeps moving around the circle. Encourage each child to pass quickly. Start a second ball while the first is still going around. Introduce as many balls as possible to be passed at the same time without dropping any of them. If a ball is dropped, the one who dropped it retrieves it and continues to pass it along. "We are 'accepting' a ball and giving it away. We are being good neighbors."
- Role Play with Family Situations:** Set up two family centers on different sides of the room. Divide the children into two teams. Introduce each team to the "teacher" (or family). The children visit with the teacher as she or he guides them through the following experiences. Switch to the other teacher and try her side of the room.
 1. Family Situation #1 – Sit around a table, give thanks with hands joined, and then try different food as if eating breakfast. (Prior to joining the teacher, talk about usual breakfast foods at their homes.) Invite children to join the teacher in her "usual" breakfast of fresh veggies. The second family team might sing a prayer with their hands folded instead of hands joined with other family members. This family could be eating traditional breakfast foods like toast and cereal.
 2. Family Situation #2 – This family group will celebrate a birthday with cookies instead of cake and will play a table game rather than sing. (Play a game like the match game with pictures from previous lessons or pictures of food.) Give thanks standing behind the chairs before sitting down. The second family group sings "Happy Birthday" to the person with a birthday hat. The birthday person makes a wish and pretends to blow out the candles on a birthday cake.
Seat the children in a large circle and talk about their "family" experiences. Sometimes people do things differently, and we show our love to them by doing it with them without complaining and wanting to do it our way. This could lead into the Bible Adventure or review it. It could serve as a snack time discussion.
- Bible Adventure Role Play: (ROM113CGF1- ROM113CGF3)** Show the children the GF1 through GF3 pictures. Talk about what is happening in the pictures. Then act out an Israelite family and a Gentile family sitting down to eat. The Israelite family is offended when the Gentile family eats pork and begins to leave the table. The Gentile family kindly removes the pork, and the families happily share turkey together.
- Loving Your Neighbor Game:** To the tune of "London Bridge." Gather several children together at once at the end of the song (when the "bridge" falls). Let them tell you something they can do to show they love their neighbor. They can get examples from the Bible Adventure today.
Love your neighbor as yourself, as yourself, as yourself.
Love your neighbor as yourself. How will you do it?

Playing Games: Sometimes people play games differently than the way we play them. Do you get mad and insist on playing it your way, or do you gladly learn how to play it their way? We show love for people by doing things their way sometimes.

1. Today, let's learn to play "Ring Around the Rosie" in a different way. We will walk crouched down, and when we say "all fall down," we will all stand up!
2. You might play "Bean Bag Toss" by tossing the bags beside the target (circle on the floor), instead of in it.
3. "Simon Says Opposite" is played by doing the opposite of what Simon says to do. If Simon says "touch your toes," then touch your heads. If Simon says "rub your tummies," then rub your backs, etc.

Treasure Hunt Discussion: We show we love others when we do what they want to do rather than always doing just what we want to do. We show them we love them as much as we love ourselves. Hide papers around the room with situations written on them. Designate each paper with a smiley face. After each child finds one paper, they return to their seats in the circle, and a discussion of each situation follows.

A friend wants to play on the swings and you don't.

You are invited to eat at your friend's house, and they are having a sandwich you don't like.

You like cookies, but your friend can't eat cookies.

You like to go to Kid's Club, but your friend doesn't get to go.

A friend is hungry, but he forgot to bring his lunch.

A person comes to Bible School wearing a funny looking pair of shoes.

You visit a friend's house, and they are having liver for dinner.

You want to play dolls, but your friend wants to play ball.

It is okay for you to cross the street, but your friend isn't old enough yet.

Songs:

Romans 13:9 Memory Verse Song (tune: "She'll Be Coming Round the Mountain")

You shall love your neighbor as yourself.

You shall love your neighbor as yourself.

You shall love your neighbor; you shall love your neighbor,

Ro-mans, chapter thirteen, ve-erse nine.

I've Got Love Like an Ocean (tune: "I've Got Peace Like a River")

I've got love like an ocean, I've got love like an ocean,

I've got love like an ocean in my soul.

I've got love like an ocean, I've got love like an ocean,

I've got love like an ocean in my soul.

Jesus Loves the Little Children

Jesus loves the little children,

All the children of the world.

Red and yellow, black and white,

They are precious in His sight.

Jesus loves the little children of the world.

This Little Light of Mine

This little light of mine, I'm gonna let it shine.

This little light of mine, I'm gonna let it shine, let it shine, let it shine, let it shine.

All around the neighborhood, I'm gonna let it shine.

All around the neighborhood, I'm gonna let it shine, let it shine, let it shine, let it shine.



Took:

- Stamping, Coloring Picture Review: (ROM11ECGF2 and ROM11ECGF4)** Let the children color the two pictures from today's Bible Adventure. Review while coloring. Then let the children stamp hearts on all the people while talking about loving and accepting other Christians who do things differently than we do. Cut pictures of food out of magazines and glue onto the table in the pictures.
- Neighborhood Activity Page: (ROM11ECGF12 and ROM11ECGF13)** Give each child a GF12 neighborhood page and as many GF13 cut-out pictures as your children would enjoy. Older children can color the cross and glue it on the church door. They (or an adult) can cut out the GF13 church (including the door so that it opens) and glue it on top of the GF12 church. The GF13 children can be colored and glued onto the neighborhood paths or be taped to a craft stick and "walked" through the neighborhood as the children sing "This Little Light of Mine." Substitute the names of the specific stores instead of the word "neighborhood" (in the song) as the children "sing" through the neighborhood. (For example, "All around the library, I'm gonna let it shine..." or "All around the clothing store, I'm gonna let it shine...")
- Preschool Page for Parents: (ROM11ECPPP)** Send a page home with each child, encouraging parents to reinforce the Bible truths at home. Spend a few minutes before the children go home creatively reviewing the song and memory verse.




Jewish Christians were offended when Gentile Christians ate pork.




A person who loves his Christian neighbor
will stop doing something that hurts him.




God wants His people to accept other Christians who do things differently.




Some families pray on their knees; others do not. The important thing is for Christians to pray to God with all their hearts.



Paul told the Romans to love and accept Christians who have a little different way of worshiping God.



You disobey and cross the street.




You ask your dad to read you a Bible story.



You hit your friend because you are mad.



You say "No" when asked to take out the garbage.




You say "No" when asked to come in from outside.

Come in now!



You take the dishes off the table when asked.





You kicked the ball and it broke the window.



You hit your sister.




You shall love your neighbor as yourself. Romans 13:9






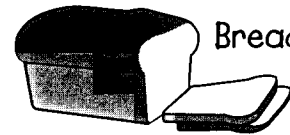
Bacon



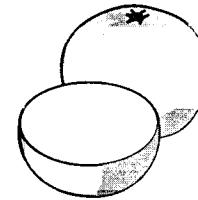
Apple




Bananas




Bread



Orange

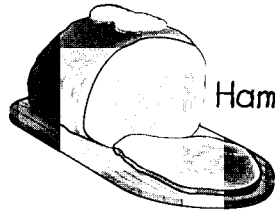


Carrots



Egg

Ice Cream
Cone



Ham



Chicken




Lollipop




Corn



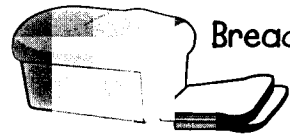
Bacon



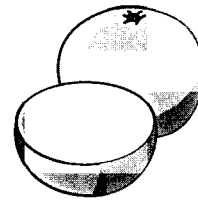
Apple




Bananas



Bread



Orange



Carrots



Egg

Ice Cream
Cone



Ham



Chicken



Lollipop



Corn




3. God wants His people to accept other Christians who do things a little differently.







2. A person who loves his Christian neighbor will stop doing something that hurts him.




4. Some families pray on their knees; others do not. Love your neighbor as yourself. Romans 13:9








1. Jewish Christians were offended when Gentile Christians ate pork.



Give each child one strip of nine pictures to glue on the GF10 booklet.








This is what I learned today!

Today, we learned how to love our neighbors in the church family. Sometimes it is hard because people have different ways to worship and serve God. The early Jewish Christians did not eat some kinds of foods and did not want to be around people who ate those foods. Paul tells us to love and accept other Christians. If a Christian doesn't feel right about eating a certain kind of food, then the loving thing will be not to eat it either. The same is true of special traditions that families keep. We aren't to make other people do things exactly the way our family does them. The important things for every Christian to do are pray, go to church, and worship God with all his heart. When we accept different ways of doing things by other Christians, it is an important way of loving them.

Today's Memory Verse

**You shall love your neighbor
as yourself. Romans 13:9**

Love your church neighbor!



It is very important for parents to pass on their passion for God and His Word to their young children. Teach them to pray--and sing--with their whole hearts, whether their eyes are closed or open, whether standing up or kneeling down, whether holding hands, lifting hands, or folding hands.

This week, try new ways of worshiping God as a family. If you say a prayer before meals, try holding hands as a family, or lift your hands as you pray. Sing a prayer (try the simple one below) if you have never done that.

If you vary your methods of worshiping God, you and your children will be more comfortable with families who do things a little differently. (Talk about the picture on the back side of this page.)

Dear Lord Jesus
(tune: "Frere Jacques")

Dear Lord Jesus, dear Lord Jesus,
Thank You for the food
Thank You for the food
And our many blessings
And our many blessings
A-a-men. A-a-men.

* For tunes to songs, ask about the preschool tape.



Some families pray on their knees; others do not. The important thing is for Christians to love and worship God with all their hearts.