

**Materials I Need:**

**Key for symbols:**






- This symbol represents ideas that can be used for two-year-olds through kindergarten. Please remember to slow way down for two-year-olds and keep the pace moving for five-year-olds.
- ② This symbol represents ideas that can be used for two- and three-year-olds.
- ④ This symbol represents ideas that are best used for four-year-olds through kindergarten.

**Memory Verse:**

**Romans 13:9: You shall love your neighbor as yourself.**

**Hook:**

- Teacher Tip:** Sing the memory verse song several times during the morning to reinforce the words in your young students' hearts. It can be listened to during the Hook Time by playing the Romans tape, be sung by the helpers at the individual activities, or everyone can sing during clean up time. It can be sung again following the Bible Adventure and Aim Questions. It can be played during snack time and sung during transition times. Hum it with a happy heart and watch the children put the words to the tune.
- Medical Aid Center:** Provide a doctor's kit, bandages, pillows, etc., for a first aid center. While the children are playing "the healer," talk about today's Bible Adventure where a man is robbed and beaten and left to die. Is that how we are to treat people? What would we do with someone who was hurt? The children will love to "doctor" some of the adult helpers.
- Comic Strip Center:** Have ready a Peanuts newspaper comic strip that shows an obvious order and is about someone being kind or loving another person through their actions. Cut the comic strip into three or four sections and glue them on 4" x 5" cards. Place the cards on the table in front of the children. Tell them the story is all mixed up. Ask what is happening in each picture. As you talk, move the pictures so they read from left to right and then read or tell the story in the correct order. You may want the younger children to hear the story first; then you can mix up the pictures. In today's Bible Adventure, a Jewish man is hurt and a Samaritan man shows God's love by stopping to help him. Are the people in this comic strip showing God's love?
- "Obeying Those Who Make the Rules" Center:** In a large open space, have the children drive on riding toys without touching any other children on their vehicles. One child is the crossing guard (wearing a hat and carrying a large stop sign). Whenever a driver comes to the crossing guard, he must stop if the guard is holding up the stop sign. He waits till the sign is put down, and then can drive on. There may be some struggle waiting for turns on the riding toys, so have a helper closely supervise the waiting area and keep track of who needs to share his riding toy next. "In today's Bible Adventure, Paul told the Romans that we show love for God when we obey the rules. Today we are following the rules for driving. We will drive around the other cars, we will share the riding toys when our turn is done, and we will stop when the stop sign is up."
- Coloring Review Pictures:** Let children color pictures from previous lessons while reviewing the lesson topics.

- 
-  **Bean Bag Picture Review:** Place several colored pictures from former lessons on the floor inside a hula hoop (or rope). Ask children to stand two to three feet from the edge of the hoop and toss a bean bag onto a picture. Then have the children share what the picture is telling us about Romans.
-  **"Obeying Our Teachers" Necklace and Cup Project: (ROM10ECGF8)** Print each child's name on a styrofoam cup. You can also glue the GF8 words ("We show God our love when we obey") on the cups. Let the children decorate their cups with crayons, markers, or stickers. Give each child a shoelace knotted on one end and ten large beads or large pasta to string on the shoelace. Explain that each time they obey in the classroom during the morning, they can string a bead on their "obeying" necklace. Let them practice stringing their beads, but stress the shoelace stays empty until later in the morning when they can string the beads for the times they obeyed their teachers. Use the cup to store their "obeying" necklace. Later in the morning (**Took** time) bring the cups out again and have the children string their ten items and name ten things they obeyed during the morning. Remind them that we show God our love when we obey our parents and teachers.
-  **Puzzle Center:** Take four or five puzzles and dump them in the center of the table. This pile of puzzle pieces is called "disorder." Ask some of the children to help you put the puzzles back in "order" and to leave them put together. The teacher can repeat the process for another group of children. In today's Bible Adventure, Paul told the Romans to obey the rules because that will bring "order" and peace. The completed puzzles bring order to the classroom, and others can use the puzzles another time when they are put away with all the pieces together.
-  **"Wheels on the Bus" Song and Discussion of Rules:** Place the children's chairs in two rows with one seat in front for the driver. Designate a driver to collect their money as they get on board. Begin the song, moving your arms in a circular motion like wheels. Discuss how we have rules to obey, like paying for things, driving without speeding, stopping at stop signs and red lights, and yielding to others.
1. The wheels on the bus go round and round, round and round, round and round.  
The wheels on the bus go round and round all around the town.
  2. The coins on the bus go clink, clink, clink, clink, clink, clink, clink, clink, clink.  
The coins on the bus go clink, clink, clink, all around the town.
  3. The brakes on the bus go stop, stop, stop, stop, stop, stop, stop, stop, stop.  
The brakes on the bus go stop, stop, stop, stop at the stop sign.
  4. The driver on the bus goes yield, yield, yield, yield, yield, yield, yield, yield, yield.  
The driver on the bus goes yield, yield, yield, yield to follow the law.
  5. The wheels on the bus go round and round, round and round, round and round.  
The wheels on the bus go round and round at the correct speed.
  6. The children on the bus say, "Tha-ank you, tha-ank you, tha-ank you."  
The children on the bus say, "Tha-ank you" as they get off the bus.
  7. The children in the store say, "What do I owe; what do I owe; what do I owe?"  
The children in the store say, "What do I owe? I want to pay for this!"
-  **Family Rules:** Divide children into three or four family groups with a teacher helper in charge of each one. Let the children discuss rules they want for their family at home, like cleaning up, sharing, helping, caring for their room, etc. Bring the groups together in a circle and find out the different rules they made up. Older children might even want to act out their answers for the others to guess. In our Bible Adventure, we will find out that God has put people in our lives to make rules for us to obey. Those people are our parents, teachers, and policemen. **Variation for older children:** Divide into different groups, pretending to be parents, teachers or policemen. Each would meet to decide the rules they want to be followed.



## Book:

### *Presentation Ideas -*

-  Color and show the **ROM10ECGF1, ROM10ECGF2, ROM10ECGF3, ROM10ECGF4, and ROM10ECGF5** pictures as you tell the Bible Adventure. Keep these pictures for review in future lessons.

**Before the Bible Adventure:** Encourage the children to obey the teachers by listening carefully and quietly to the Bible Adventure this morning. Remind them that obeying in this way pleases Jesus and helps the other children to be able to learn.

**"The Bible Says" Finger Play:**

The Bible says that Jesus	<i>(Hands form a book.)</i>
Was loving, kind, and good.	<i>(Cross arms on chest.)</i>
I want to live as Jesus did	<i>(Point to self.)</i>
And do the things I should.	<i>(Nod head "yes.")</i>

### **Bible Adventure for 2's & 3's-**

*(Show the review ROM09ECGF1 picture.)* Paul has been telling us in Romans that God chooses both Israelites and Gentiles to be in His family. Jesus tells us that the most important thing for His children to do is to love God with all their hearts and to love their neighbors as much as they love themselves. The people in Jesus' church family have the Holy Spirit living inside them to help them love God and love others.

*(Show the ROM10ECGF3 picture.)* Paul also tells us if we love God, we will love our neighbor as much as we love ourselves. Your "neighbor" is anyone you meet. It is the family next door, the mailman, the child at the store, and the children at Bible School.

*(Show the ROM10ECGF4 picture.)* In Matthew Jesus told a story about how we should love our neighbors. Listen and see if you remember it. Jesus said, "One day a Jewish man went walking along a road. Bad men jumped on him, beat him up, and took all his money. They left him to die by the side of the road.

"A Jewish priest came walking by and saw him, but did not stop to help. *(Shake your head "no.")* A Jewish Levite came walking by and also saw the hurting man, but did not stop to help. *(Shake your head "no.")* Finally, a Samaritan man came walking down the road. When he saw the hurting man, he felt sorry for him and stopped. The Samaritan put oil on the man's wounds, put him on his donkey, and took him to a house to rest."

Jesus said to the people listening to His story, "The Samaritan was a good neighbor because he helped a person in need. *(Shake your head "yes.")* When a person shows love to the people around him who need help, he also shows love to God."

Paul is telling us in the book of Romans that if we love God, we will love our neighbor and do what is best for him. It is an important way to serve God.

**Prayer:** Dear God, thank You for giving us the Holy Spirit who helps us love and serve our neighbors. In Jesus' name, amen.

### **Bible Adventure for 4's, 5's & K-**

*(Show the review ROM09ECGF1 picture.)* Paul has been telling us in Romans that God chooses both Israelites and Gentiles to be in His family. Jesus tells us that the most important thing for His children to do is to love God with all their hearts and to love their neighbors as much as they love themselves. The people in Jesus' church family have the Holy Spirit living inside them to help them love God and love others.

Last week we learned from the book of Romans that we love God by serving in Jesus' church family. We use the spiritual gift that He has given us to serve people in our church.

*(Show the ROM10ECGF1 picture.)* Today, we learn in Romans chapter thirteen that Paul said, "Loving God means obeying the rules of the government." In our country, we have many rules that people must obey. The sign alongside the street tells us how fast we may drive on that street. If we disobey the law and drive faster than the speed limit, a policeman turns on his light, stops our car, and says, "You disobeyed the rule. You must pay money to the city government."

Paul said, "We show love to God by obeying the government rules, even if we don't like the rule or the rule isn't fair. Everyone--every adult, teenager, and child--must obey the government rules so that there is peace and order." God gives us police, teachers, and parents to keep order so that there won't be fighting and hurting each other.

*(Show the ROM10ECGF2 picture.)* In families, God puts parents in charge of making rules and keeping them so that there is peace and order. What would happen in your family if there were no rules, or everyone broke the rules and did exactly whatever they wanted? There would be disorder. There would be dirty dishes in the sink, dirty clothes all over the floor, fighting and yelling, and people hurting each other. God said, "Children, obey your parents, so that there will be peace and order, not disorder and fighting." God said, "Parents, obey the government rules, so that there will be peace and order, not

disorder and fighting.” Paul said, “If you love God, you will obey the Bible rule that says to obey the government rules.”

(*Show the ROM10ECGF3 picture.*) Paul also said, “If you love God, you will love your neighbor as much as you love yourself.” Your neighbor is anyone you meet—the family who lives next door, the mailman, the child at the store, the children at Bible School—anyone you meet. Paul says, “Love does not hurt a neighbor; love helps a neighbor.”

(*Show the ROM10ECGF4 picture.*) In Matthew Jesus told a story about how we should love our neighbors. Listen and see if you remember it. Jesus said, “One day a Jewish man went walking along a road. Bad men jumped on him, beat him up, and took all his money. They left him to die by the side of the road.

“Two Jewish men, a priest and a Levite, came walking by and saw him, but did not stop to help.” (*Shake your head “no.”*) That was not very kind, was it?

“Then a Samaritan man came walking down the road. When he saw the wounded man, he felt sorry for him and stopped. The Samaritan put oil on the man’s wounds, put him on his donkey, and took him to an inn to rest.”

Jesus said to the people listening to His story, “The Samaritan was a good neighbor because he helped a person in need. It shows love to God when you show love to the people around you who need help.”

(*Show the ROM10ECGF5 picture.*) Paul is saying to us, “If you love God, you will obey the rules in your home, at school, and in your city.” Paul also said, “If you love God, you will love your neighbor and do what is best for him.” These are two of the ways for Christians to love and serve God.

**Prayer:** Dear God, thank You for giving us the Holy Spirit who helps us obey the government rules and love our neighbors. I am glad to serve You by obeying the rules of the people who are in charge over me. In Jesus’ name I pray, amen.

### Aim Questions

#### Aim Questions for 2’s & 3’s:

1. **Who does Paul say God's children should love?** (*God and our neighbors.*)
2. **Who told the story about the Samaritan man who stopped to help the hurting man?** (*Jesus.*)
3. **Whose love are we showing when we help people who are hurting?** (*God's love.*)

#### Aim Questions for 4’s & 5’s:

1. **Whose rules are Christians supposed to obey in order to show their love for God?** (*Parents, teachers, police, government.*)
2. **Besides loving God, who does Paul say Christians should love?** (*Their neighbors. Say the memory verse.*)
3. **How do we show love for God and for our neighbors?** (*By obeying government rules and by helping our neighbors.*)



### Look:

- Aim Questions:** Cut out three or four large people from a catalog or magazine. They should be people in positions of authority (policeman, parent, teacher, fireman, doctor, etc.). Write the questions on the back of each picture, and then call on a child to pick a particular occupation represented to take to the teacher to have the question read.
- Snack Time Suggestion:** The teacher can bring special treats for snack time. Before passing them out at the table, remind the children of the ways that they can obey at snack time. Some suggestions might include saying please and thank you, waiting patiently until we have prayed, waiting patiently until we are served, etc.
- Transition Idea:** After instruction is given, sing your memory verse song as you move from one area of the room to another.
- Chapter 13 Booklet: (ROM10ECGF6)** Copy a GF6 page for each child; fold it in fourths to make a booklet. This booklet shows that God wants people to obey the government rules and love their neighbors. As the children are coloring their booklets, talk about the pictures. Sing the memory verse song on page three. Let the children practice telling their parents what they learned from each page of the booklet.

- 
- Peace and Order Activity Page: (ROM10ECGF7 and ROM10ECGF8)** Ask the children to glue fruit loop circles to the wheels on the page; add a yellow fruit loop in the sky for a sun. (Of course, the children will enjoy eating a few fruit loops.) Let the children glue a GF8 “We show God our love when we obey” strip to their page. Another way **for older children** to use this activity page is by cutting the pictures and words apart. Punch a hole in each picture and word section, and let the children string them onto a length of yarn to make a necklace. Add fruit loops to the necklace for even more fun. Explain to the children that everyone, even adults, have to obey rules. It is God’s way of keeping order so that people will not be fighting and hurting each other.
- ② **Help Your Neighbor Activity Page: (ROM10ECGF4)** Give each child a GF4 page and a Band-aid to put on the wounded man. Talk about how the Samaritan man is a good neighbor for helping the man who was hurt. Sing the second verse (see Song section) of the song “If I Love God” to teach the children that God wants people to be a helpful neighbor.
- Pin the “Helps” on the Neighbor:** First find pictures in magazines of things that could be used to help neighbors, like snow shovels, rakes, cookies, food, clothes, money, a Bible, bandages, hands, feet, etc. On a large piece of butcher paper, trace around a child to be the “neighbor.” Tack this on the wall and let children pull a picture out of a bag and tape in on the neighbor. Talk about all the people who are neighbors and all the ways we can love them.
- Mirror Game:** Spread the children out in an open space with the teacher facing them. The teacher asks the class to copy her moves so she believes she is looking into a mirror. Move in slow motion and watch the children copy. Change the way you move and the speed to see who can keep up with you. The older children can pair up and one partner looks in the mirror first and the other person copies his movements. Stress that the child must stay in one spot and not run away from the mirror. After a time of partner practice, show some of the mirror ideas to the rest of the class while they are seated and being an audience. Remind them that others are watching how they show they love God by the way they act.
- Good Samaritan Role Play:** You will need the following characters and props to complete a production for your classroom. The Jewish man who was robbed (wearing a vest, carrying a coin bag), two robbers hiding behind an object, a Jewish priest wearing a robe or hat, a Levite priest wearing a robe or hat, the Samaritan carrying a jar of oil and an ace bandage, a donkey, a pillow (at the inn).  
“One time a Jewish man was walking down a road. Just as he got to a big rock, two robbers jumped out at him. (Pause) They hit him. (Pause) He fell to the ground. (Pause) One robber took his clothes. (Vest) The other robber took his bag of coins. The robbers left him by the side of the road to die. (The robbers run off.) The man moaned. He reached up his hand for help. No one was there. Soon a Jewish priest slowly walked by. He saw the hurt man but was afraid of him and crossed to the other side of the road and kept walking. A Jewish Levite slowly walked up to the man. The man reached out his hand to the Levite, but the Levite was frightened and hurried away. The man lay there and moaned. He held his head. He wiped his eyes. He was hurting. Along came a Samaritan man with his donkey. He saw the hurt man. He stopped and knelt down. He took out his oil and poured it on the wounds of the hurt man. (Pause) He wrapped a bandage around the man's arm. (Pause) He helped the man onto his own donkey, and they walked to the nearest inn. He helped the man lay down (on the pillow). The hurt man stayed there until he was well. The Samaritan man showed God's love when he helped the Jewish man.
- Ignoring or Helping Game:** In a large paper bag, place several Band-Aids (paper removed) and several same-sized pieces of construction paper. Shake the bag well. Ask children to line up along a wall while a doll or large stuffed animal is placed in the middle of the floor. They get to pick something out of the bag. If they get a paper, they walk by the doll or animal and quickly go to the other side of the room. If they pick out a Band-Aid, they stop and place it on the doll or animal. That is what the “good neighbor” Samaritan did in our Bible Adventure. Repeat several times so all children get to place a Band-Aid on the doll or animal.

---

**Pull a Situation Out of a Bag:** Let children take turns pulling a “situation” from a bag. Read to them what it says and ask them what they should do if they are loving God and following rules or loving God and their neighbors. Following are some suggestions:

Your brother is fighting with you.  
Your neighbor is hungry and needs food.  
A person you see has just fallen down.  
Your dad is sick.  
Your friend is crying.  
Someone is saying bad things about you.  
Mom has asked you to clean your room.  
Teacher says to sit quietly on a chair.  
Dad says to take out the garbage.  
The policeman says you were speeding.  
The government says you owe money or taxes.  
Your dad doesn't want to hear bad words.

**Game:** Select a child to be “it” and have him stand in the middle of a circle of children. Sing the first verse with the children to the tune of “Farmer in the Dell.” For the other verses, “it” chooses another child to exchange places with him.

Obeying the rules, obeying the rules,  
Hi, ho, away we go, obeying the rules.  
The teacher says, “Sit down.” The teacher says, “Sit down.”  
Hi, ho, away we go. The teacher says, “Sit down.”  
The teacher says, “Don't talk.” The teacher says, “Don't talk.”  
Hi, ho, away we go. The teacher says, “Don't talk.”  
The policeman says, “Slow down.” The policeman says, “Slow down.”  
Hi, ho, away we go. We're slowing down our speed.  
The dad says, “Please help me.” The dad says, “Please help me.”  
Hi, ho, away we go. We're helping our dad.  
The mom says, “Clean your room.” The mom says, “Clean your room.”  
Hi, ho, away we go. We're cleaning our room.  
When God says, “Love Me.” When God says, “Love Me.”  
Hi, ho, away we go. We're loving our God. *(No one can play God, but the circle can march around. No “it” for these 2 verses.)*  
When God says, “Love your neighbor.” When God says, “Love your neighbor.”  
Hi, ho, away we go. We're loving our neighbor.

**Obeying Song:** *(tune: “Row, Row, Row Your Boat”)*

Obey the teacher, all around the room.  
Pick up here, pick up there, and then we sit right down.  
Obey your mommy, all around the house.  
Clean up here, clean up there, and then we sit to eat.  
Obey your daddy, all around the house.  
Pick up here, pick up there, and then we go to sleep.  
Obey the Lord, loving others first.  
Helping here, helping there, love my neighbor first.

### Songs:

**Romans 13:9 Memory Verse Song** *(tune: “She'll Be Coming Round the Mountain”)*

You shall love your neighbor as yourself.  
You shall love your neighbor as yourself.  
You shall love your neighbor; you shall love your neighbor,  
Ro-mans, chapter thirteen, ve-erse nine.

**If I Love God** (tune: "Frere Jacques")

If I love God, if I love God, (Hands over heart and then point up.)  
I'll obey; I'll obey. (Hands palms up, going from side to side.)  
It's the way to serve God; it's the way to serve God.  
I'll obey; I'll obey.

Love my neighbor; love my neighbor (Hands over heart and then point to the person next to you.)  
As myself, as myself. (Point to self.)  
It's the way to serve God; it's the way to serve God.  
I'll obey; I'll obey.

**I've Got Peace Like a River**

I've got peace like a river; I've got peace like a river;  
I've got peace like a river in my soul.  
I've got peace like a river; I've got peace like a river;  
I've got peace like a river in my soul.

I've got joy like a fountain...  
I've got love like an ocean...

**Trust and Obey Chorus**

Trust and obey, for there is no other way  
To be happy in Jesus, but to trust and obey.

---




**Took:**

**Loving God Path Game: (ROM10ECGF9)** Each child receives a GF9 game sheet and a coin with a "1" on one side and a "2" on the other, plus a coin for a marker. Let the children color the game sheets and talk about the obedient and disobedient pictures on it. Which ones show the children are loving and obeying God? The child tosses the coin, and the number on top is the number of spaces ahead he can go. If he lands on an obedient picture, his marker can move to it. If he lands on a disobedient picture, his marker goes back to where it was.

**Neighbor Game:** Children stand in a circle and start with a teacher or child in the center. After singing the following words once to the tune of "Did You Ever See a Lassie?," the child chooses a neighbor to be in the circle, too. When everyone is in the center, choose pictures (off the wall) of a clerk in a store, a mailman, a policeman, and other people the children come in contact with. Talk about many of the people who are our neighbors.  
Who-o i-is my-y neighbor, my neighbor, my neighbor?  
Who-o i-is my-y neighbor? Everyone around me.

**Preschool Page for Parents: (ROM10ECPPP)** Send a page home with each child, encouraging parents to reinforce the Bible truths at home. Spend a few minutes before the children go home creatively reviewing the song and memory verse.



God wants His people to obey the government rules.




*God wants children to obey their parents' rules.*



God wants His people to love their neighbors.




Jesus said that the Samaritan was a good neighbor to the wounded man lying on the road.



The people in Jesus' church family love  
God and their neighbors as themselves.

# Romans Chapter 13




God wants His people to obey the government rules.


1.

2.

God wants children to obey their parents' rules.



God wants His people to love their neighbors.




Romans 13:9, Memory Verse Song  
(tune: "She'll Be Coming Round the Mountain")  
You shall love your neighbor as yourself.  
You shall love your neighbor as yourself.  
You shall love your neighbor as yourself.  
You shall love your neighbor;  
You shall love your neighbor;  
You shall love your neighbor;  
Romans chapter thirteen, ve-erse nine.

3.

Jesus said that the Samaritan was a good neighbor to the wounded man lying on the road.

4.



There is  
peace and order  
when we...

Obey government rules.

Obey parents' rules.



Everyone must submit himself  
to the governing authorities.  
Romans 13:1

We show God our love when we obey.

We show God our love when we obey.

We show God our love when we obey.

We show God our love when we obey.

We show God our love when we obey.

We show God our love when we obey.

We show God our love when we obey.

We show God our love when we obey.

We show God our love when we obey.

We show God our love when we obey.

We show God our love when we obey.

We show God our love when we obey.

We show God our love when we obey.

We show God our love when we obey.

We show God our love when we obey.

We show God our love when we obey.

We show God our love when we obey.

We show God our love when we obey.

We show God our love when we obey.

We show God our love when we obey.

We show God our love when we obey.


We show God our love when we obey.

We show God our love when we obey.

We show God our love when we obey.

# Love God by Obeying and Serving!

Flip a coin (with a "1" on one side and a "2" on the other), and move your marker coin the right number of spaces. If your marker lands on a disobedient picture, you must go back to where you were before. If it lands on an obedient picture, move forward to that picture. See how long it takes you to get to the happy, obedient children at the end of the path.



You shall love your neighbor  
as yourself. Romans 13:9

# Preschool Page for Parents

Extended Bible School Training in the Home

March 3, 2002  
Romans 13




## This is what I learned today!

We learned we can love God by obeying the rules of the government and by loving our neighbors as ourselves. We have rules so there will be peace and order. If there were no rules or everyone broke the rules, there would be fighting and people would be hurting each other. Paul also said that if we love God, we will love our neighbors as much as we love ourselves. Jesus told a story about a Jewish man who was robbed and beaten up and left by the side of the road. Two Jewish men walked by but did not help the hurt man. A Samaritan man came along and stopped to help. He put oil on the man's wounds, put him on his own donkey, and took him to a place to rest. He was showing love for his neighbor. If we love God, we will obey the rules and love our neighbors as ourselves.

## Today's Memory Verse

**You shall love your neighbor  
as yourself. Romans 13:9**

## Love my neighbor!



Teach your preschool child that God wants us to help our neighbors--not just the people living on our street, but anyone we meet who needs help. When you are driving in the car and you see someone on the street, say, "Hi, neighbor." Even though he can't hear you, your child can.

Sing the following words to the tune "Frere Jacques" throughout the week.

Love My Neighbor  
(tune: "Frere Jacques")

Love my neighbor  
Love my neighbor  
As myself, as myself.  
It's the way to serve God.  
It's the way to serve God.  
I'll obey; I'll obey.

\* For tunes to songs, ask about the preschool tape.



Jesus said that the Samaritan was a good neighbor to the wounded man on the road.