

Materials I Need:

Legend:



= Option 1, Appropriate for 1st – 2nd Grade



= Option 2, Appropriate for 3rd – 6th Grade

Memory Work:

“Love does no harm to its neighbor. Therefore love is the fulfillment of the law.” Romans 13:10

Suggested Thematic Tracks:

① Obey Your Leaders

HOOK: What Is the Government? (*Discussion*)
Who Makes the Rules? (*Discussion*)
Levels of Leadership (*Discussion/Activity*)
What Makes a Good Leader? (*Discussion/Activity*)
Submission Is Our Mission (*Activity*)
Exodus in Review (*Coloring Pages*)

LOOK: Obey Whom? (*Word Search*)
Leader Ladder (*Activity/Craft Page*)

TOOK: God Establishes Authority (*Bookmark*)

② Love Your Neighbors

HOOK: Law Summed Up (*Activity*)
Who Is Your Neighbor? (*Activity/Discussion*)
The Good Samaritan (*Drama*)



LOOK: What Is Serving? (*Creative Writing*)
The Law of Love (*Worksheet*)

TOOK: Loving My Family (*Discussion/Craft*)
Good Samaritans We Know (*Discussion*)
Loving Your Neighbor (*Activity/Game*)
Love Your Neighbor (*Bookmark*)


➤ **Complementary Activities**


Hook:



① **What Is the Government?** (*Discussion*). ,  Bring in photographs of government buildings and officials. Show them to the students and see what they know about our government. Help them to understand what the government is and why God established it. Tell them that in today's Bible Adventure they will learn what God says about our responsibilities to our government.

- ① **Who Makes the Rules? (Discussion).** 🦋, 🦋 We live in a society of rules. Talk about the rules we face each day, and ask the students why we have those rules. Rules and those who make them and enforce them are in authority over each one of us. How are the authorities in our lives established, and who gives them the authority to rule over us? This could be an interesting discussion if you keep it rather loose, allowing your students to direct most of the conversations. If things get out of hand, you will be the authority and reel them back in again.
- ① **Levels of Leadership (Discussion/Activity).** 🦋, 🦋 Talk with the students about the levels of leadership to which we are subject: national leadership, the regional (state) leadership, local (city) leadership, and even more specifically, church, school, and home leadership. Talk about the differences between these, the rules or laws with which the leaders govern, and the consequences of not submitting to their authority.
- ① **What Makes a Good Leader? (Discussion/Activity).** 🦋, 🦋 Pass out pieces of paper to the students and ask them to write down three qualities they would look for in a good leader. Collect the papers and read these out loud as you encourage this discussion. Explain that people and institutions are in authority over us, although all are put into place by God, whether or not they are good leaders or bad leaders. Continue discussion with the question, "Are we responsible to obey all our leaders?"
- ① **Submission Is Our Mission (Activity).** 🦋, 🦋 Have the students practice submitting to the authority in the classroom by following the instructions of the person(s) put in charge. Someone is appointed as leader of an activity, and all students must follow the instructions. Suggested activities: clean up the classroom, make a "Submission Is Our Mission" poster or banner to decorate the classroom, play a Simon Says game, talk the classmates through an obstacle course or a simple set of tasks. Explain that, even when instructions or activities don't seem fair, we must do what we are asked.
- ① **Exodus in Review (Coloring Pages).** 🦋, 🦋 Review with the students the events that took place in Exodus when Pharaoh was placed in authority over the nation of Israel. He ruled over God's people ruthlessly. Even though the Israelites hated him, God placed him in authority and used him to demonstrate His powers. Refresh the student's memories of the events that occurred as they color these pages from **ROM10.GF1 Pgs. 1-4.**
- ② **Law Summed Up (Activity).** 🦋, 🦋 Before class, write out each of the Ten Commandments on separate pieces of paper. You will also need a paper grocery sack and a Bible. One by one, talk about each of the commandments with the students. Briefly explain what the commandment means and that it is a part of God's Law for His children to obey. As you talk about each one, place it in the grocery sack. When you have put all ten in the sack, hold up the Bible. Explain to the children how it is God's whole Law and place it into the sack. Now close up the sack. Ask the students, "If you had to put all of God's law together and think of just one word to describe it, what word would you choose?" After a few or all of the students have had an opportunity to guess, tell them that in today's Bible Adventure they will learn about how God sums His entire Law into one word: Love.
- ② **Who Is your Neighbor? (Activity/Discussion).** 🦋, 🦋 Have the students prepare to introduce someone who is sitting next to them. Ask students at random, "Who is your neighbor?" and have them tell about their 'neighbor' of choice. Explain that in Luke 10 Jesus tells a parable about a Samaritan who loved his neighbor although he was an enemy. Today they will learn about which neighbor they should love.
- ② **The Good Samaritan (Drama/Activity).** 🦋, 🦋 Read the story of the Good Samaritan (Luke 10:30-35), calling on individual students to act out each part. Prepare simple costumes for the different characters in the story beforehand if you wish. Discuss the themes of this story after you are finished, explaining the difficulties of loving our neighbors. Introduce the same themes in today's Bible Adventure.

 **Romans Medallion-Mobile (Review).** 🎨, 🦋 Utilize this overview tool and incentive program to motivate the students and their parents to memorize the outline and key verses for the book of Romans. Devote time in the classroom to equip the students with a framework for assimilating and retaining the deep truths of God's righteousness in Paul's letter to the Romans. Review the incentive program at length with the students (see the note to parents on the Scripture Key Chain) and encourage them to ask their parents to participate with them. Show the students both components of the program, the Take-Home Scripture Key Chain and the Medallion-Mobile itself, before passing out the Scripture Key Chain to any new participants. Direct them to memorize the next verse in the key chain for next week in order to be rewarded with the next medallion. These mobiles will be hung from the ceiling in the classroom over the next three months as the students are awarded each medallion.

 **Book:**

Presentation Ideas –

 **Obey your Leaders (Illustration/Coloring Page).** 🎨, 🦋 Romans 13:1, **ROM10.GF2.**

 **The Good Samaritan (Illustration/Coloring Page).** 🎨, 🦋 Luke 10:30-35, **ROM10.GF3.**

Bible Adventure for 1st – 6th Grades –

Last week we learned that Paul asked the Roman believers to consider the tremendous mercy God had shown them by saving them. With humble and thankful hearts, he urged them to worship God by offering their entire beings, both body and mind, to Christ for service. They could offer their minds by allowing God to change their thinking from worldly, selfish thoughts, to thoughts about God and His perfect plan for their lives. They could offer their bodies by using their spiritual gifts to serve other believers in the church. In Romans chapter 13, Paul continued to teach that the Christian is responsible to serve others. However, he moved from talking about Christians serving in the church to talking about Christians serving outside the church in their neighborhood, their city, and their country. He taught that the Christian is to obey his leaders who are in authority over him and he is to love his neighbor.

Paul was writing to Jewish and Gentile believers who lived in Rome, the capital city of the mighty Roman Empire. They saw up close how the Roman government was far from being perfect or fair. The Romans forced the Jewish people to live under their authority and many Jews hated them. The Jewish Christians may have thought, "Since we are citizens of God's kingdom, we do not have to obey the laws of the Roman Empire." However, Paul reminded them that they were still citizens of Rome and God expected them to submit to the leaders in authority over them.

Paul explained why they must obey the government authorities: "The authorities that exist have been established by God" (13:1). This means that God is sovereign and in control over every leader and authority who has ever existed, or will ever exist in the future. He chose to establish each one for a particular reason. Whether the leader acknowledges God or not, God is still in control. Whether the leader is good or evil, God still uses him for His good purposes. Paul said that God appointed the governing authorities to work as His servants, rewarding good deeds and punishing those who do wrong. God uses these leaders to keep order in the world and to hold back evil.

When a Christian obeys and submits to the authorities over him, he shows that he has faith in God and believes that God is in control of everything that happens. It also shows that he understands that he is not only a citizen of God's kingdom, but he is a citizen of his own country, as well. It is his responsibility to obey the law, pay taxes, and give proper respect to his leaders, whether they deserve it or not. This righteous attitude and behavior honors God.

Paul said that another important way for a Christian to honor God was to love his neighbor. The Bible records many different times where Jesus commanded His followers to love their neighbor. He even went so far as to say that the Law given to Moses can be summed up in one word--love--love for God and love for your fellow man. To love another is to do what is best for that person. Love would never harm someone else. But who is our neighbor? Who are we responsible to love? Everyone! Paul repeated what Christ Himself taught in saying that we must love even our enemies. This means that we are to love

all our neighbors, whether they are Christians or not, whether they are friendly or not, whether we like them or not. Our neighbor, therefore, is anyone we meet throughout our lives.

Jesus told a story to teach His disciples about loving their neighbors. It was the story of the Good Samaritan found in Luke 10:30-35. A Jewish man was beaten by a band of robbers and then left on the side of the road to die. One after the other, two supposedly religious men (one a priest and the other a Levite), saw the injured man, but crossed to the opposite side of the road and passed him by. They did absolutely nothing to help their fellow Jew. But then along came a Samaritan who cared for the beaten man and took him to a nearby inn and paid for everything that was needed to help him back to health. It is important to note that the Jews and the Samaritans were enemies, yet the Samaritan showed love to the Jewish man.

Although the two men were enemies, Jesus considered them neighbors. His story of the Good Samaritan showed how to love someone by giving him money and help for his physical needs. However, we can also show love by words of encouragement and kindness. Most importantly, we can share God's truth with others and pray for them. These are the best things we can do for others because they allow the power of God to meet people's deepest needs.

Ask yourself, if you serving others in the way that Paul taught in Romans 13. Do you obey and honor the authorities God has placed over you? These authorities include parents, teachers, elders, policemen, the president, etc. Also, ask yourself who your neighbor is and how you can be loving them. Pray and ask God for the strength and ability to love as the Good Samaritan did, even if that means loving your enemy.



Aim Questions

1. **What does humble Christian service demonstrate to the world?** (*It shows the love and righteousness of God in the heart of the Christian.*)
2. **Christians are citizens or members of what two things?** (*The body of Christ, or kingdom of God, and their nation or society.*)
3. **Why should we obey our leaders?** (*Because God is in control and placed them in their position of authority.*)
4. **How do rulers and authorities serve God's purposes here on earth?** (*These leaders are to serve in restraining evil—punishing wrongdoers and rewarding good deeds.*)
5. **What does it mean to love someone?** (*To do what is best for another person and not to harm him or her; to do good for him or her.*)
6. **Who is our neighbor?** (*Anyone we meet, even our enemies.*)
7. **Name the neighbors and leaders in your life.**



Look:



① **Obey Whom? (Word Search).**   Have the students find all the words within this word search, **ROM10.GF4 Pg. 1**, to see some of the authorities God has placed over them. Explain that, as believers, we must obey the authorities whom God has established. **Answer Key: ROM10.GF4 Pg. 2**











① **Leader Ladder (Activity/Craft Page).**   Each student will need:

ROM10.GF5 Pgs. 1 & 2 copied onto cardstock
scissors
glue

God establishes the levels of authority in our lives. He calls us to be subject to those in authority over us. As a follow-up activity to the HOOK "Levels of Leadership," use this to review this idea and create a visual that the students can take home. See **ROM10.GF5 Pg. 1** for instructions. If the students want to draw pictures of authorities not shown, they can do so and label them accordingly.












② **What Is Serving? (Creative Writing).**   Have the students explain how each one of the pictures is showing love through a servant's heart on **ROM10.GF6**. During this time, help the students to understand practical ways that they can love their neighbors.

- ② **The Law of Love (Worksheet).** ,  Have the students fill in the missing words by using the clues provided underneath each blank, **ROM10.GF7**. *Answer: See Romans 13:8-10 (NIV).*
 - **Aim Questions (Worksheet).**  Have the students answer the Aim Questions about today's Bible Adventure, **ROM10.GF8**.
 - **Passage Review Questions (Worksheet).** ,  This booklet contains many questions from the Scripture passage covered in today's lesson. Students may work on them in class and complete them during the week at home, **ROM10.GF9**.
 - **Romans 13:10 (Memory Verse Song).**  Words and music for today's memory verse are available upon request from Children's Ministry.
-




Took:

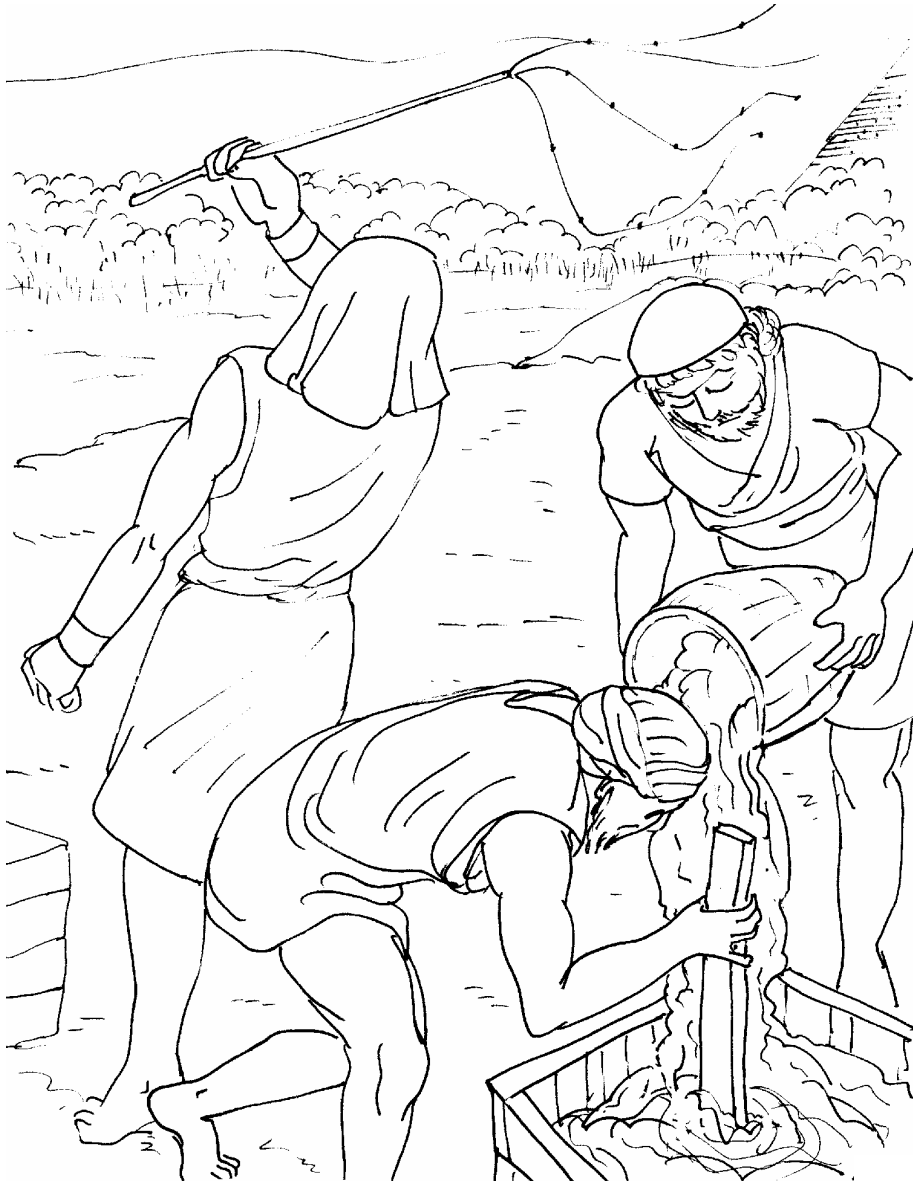
- ① **God Establishes Authority (Bookmark).** ,  Each student will need:
 - 1 bookmark from **ROM10.GF10** printed onto cardstock
 - glitter
 - markers
 - yarn
 - anything with which to decorate
 Have the students use glitter, markers, yarn, buttons, or any other craft supplies that are available to decorate this bookmark. **ROM10.GF10** should be used as a verse review.
- ② **Loving My Family (Discussion/Craft).** ,  Talk with the students about what they have learned this morning regarding God's direction to love our neighbors. "Our neighbors" refers to everyone, not just those who live on our street. Practically speaking, for younger students it might be best to simply focus on loving those in their families. After all, if we can't love our families, how can we love anyone else? Discuss with the students the ways that they can love the other members of their family. Concentrating on loving siblings will be time well spent. Ask the students to think back over last week and come up with ways they can improve during this coming week. Use the hearts from **ROM10.GF11** to write down individual ways to specifically love others this next week. Challenge the students to tape the hearts to their bathroom mirror or bedroom windows to remind them to be loving each day. Make sure that you inform their parents as they pick up the students so that there can be some measure of accountability.
- ② **Good Samaritans We Know (Discussion).** ,  Remember other examples in the Bible of people helping someone in need: *Friends who let the lame man down through the roof to see Jesus; Ebed-Melech who persuaded the King to let him pull Jeremiah out of the mud in Jeremiah 38; Boaz, who told his harvesters to leave extra grain on the ground for Ruth to gather; etc.* Now have the students tell stories of people who have kindly helped them in times of need. Ask if they think that other people have similar stories to tell about them?
- ② **Loving Your Neighbor (Activity/Game).** ,  Copy **ROM10.GF12** onto cardstock. Divide the class into two to four teams. Distribute a complete set of cards to each team, giving one or two cards per student, depending upon group size. When you say, "Go," within their own teams, the students need to match up the problem with the correct response. The first team with all of the matches lined up, wins.

-  ② **Love Your Neighbor (Bookmark)**. 🍌, 🦋 Each student will need:
- 1 bookmark from **ROM10.GF13** printed onto cardstock
 - glitter
 - markers
 - yarn
 - anything with which to decorate

Have the students use glitter, markers, yarn, buttons, or any other craft supplies that are available to decorate this bookmark. **ROM10.GF13** should be used as a verse review.

-  ➤ **Romans Hand Motions (Review)**. 🍌, 🦋 Teach this week's hand motions that go along with the overview and incentive program of the Romans Medallion-Mobile as described in the HOOK time. This will facilitate the memorization of the outline and key verses for the book of Romans. Refer to **ROM09.GF13** for the appropriate hand motions.

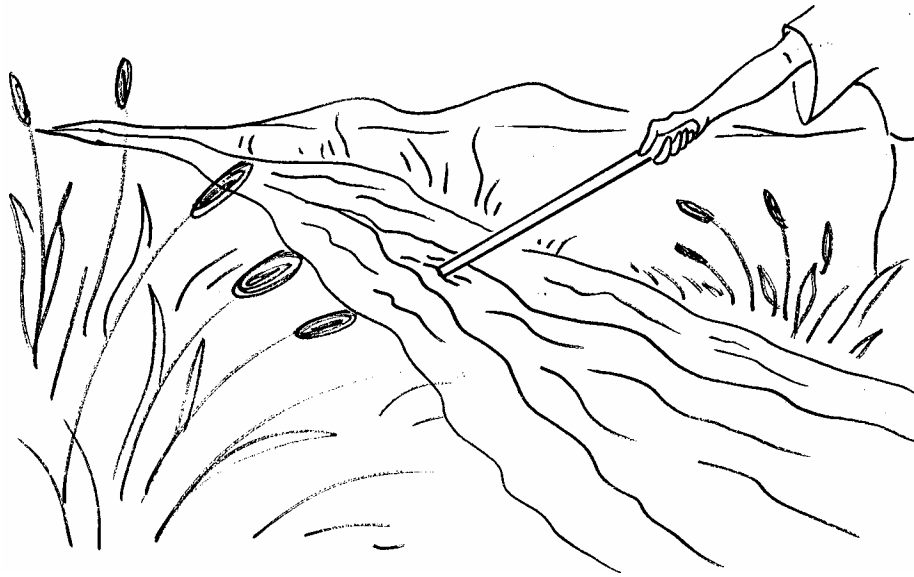
Israel's Suffering in Egypt




Moses and Aaron Before the Magicians and Pharaoh



The Plague of Blood



The Plague of Frogs



The Plague of Locusts



Pharaoh Hardens His Heart



Blood on the Doorposts




Death of the Firstborn



Obey Your Leaders




The Good Samaritan



Obey Whom?

Everyone must submit himself to governing authorities, for there is no authority except that whom God has established. The authorities who exist have been established by God. Rom. 13:1

G O N B P Z T Z E U J M W E F
 S R X Y O F O W J G R G H I S
 T S A N A M E C I L O P R R E
 N M U N U O O E Q R O E E L O
 E Q K S D M O L U E M H D D G
 R H Y G E P M O M A C E A O A
 A E I J H J A Z N A R D D L M
 P O L O A Q U R E S E N J W C
 N F A F H Q X T E N R S C N A
 P R E S I D E N T N B L X Y D
 N X S C K H Q E O T T N W Y N
 O Y L C B B K J D L Q S X U Q
 O R D B N S V C K F Y B S Z Z
 B L W E D S T T V F L D V I C
 M X Z W I D F P X I X Y A V J





fireman
 policeman
 teachers
 parents
 dad
 elders

God
 grandparents
 Jesus
 mom
 president

Obey Whom?

Answer Key

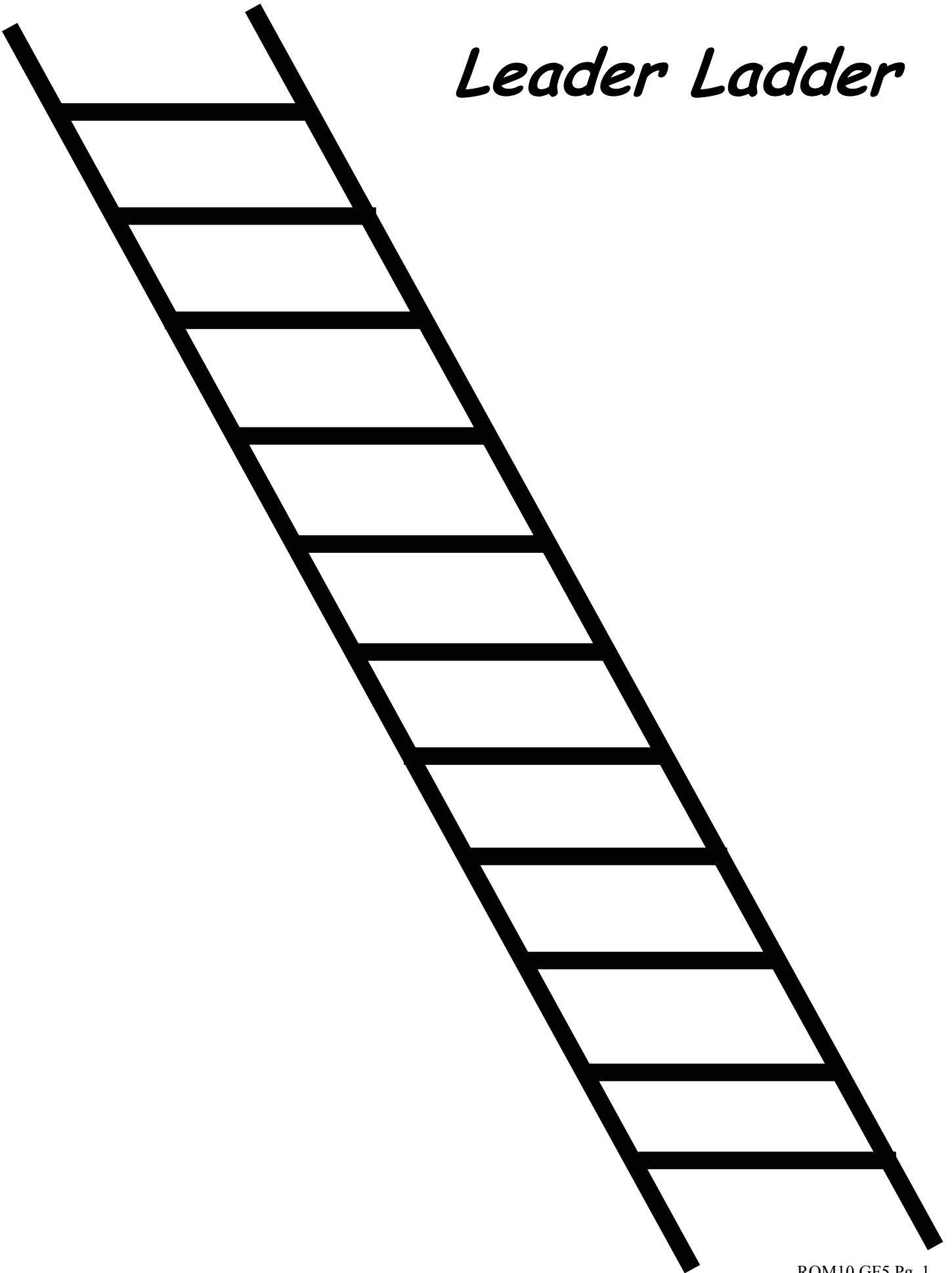
Everyone must submit himself to governing authorities, for there is no authority except that whom God has established. The authorities who exist have been established by God. Rom. 13:1

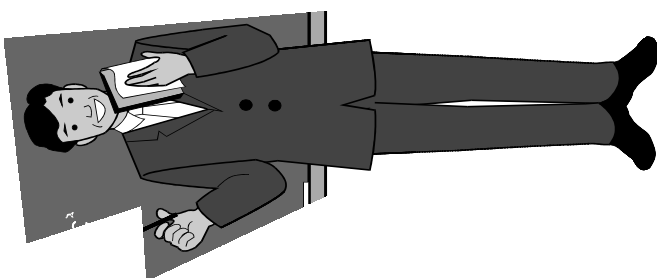



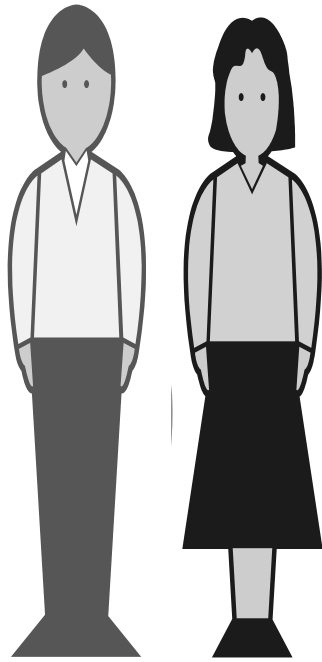


fireman
policeman
teachers
parents
dad
elders

God
grandparents
Jesus
mom
president

Leader Ladder





God establishes all authorities under Him. Cut out and paste the different leader characters from this page onto the ladder on page one in the order of their authority. Those at the top have authority over those lower on the ladder. Some leaders share similar ranks on the leader ladder and can be pasted together on the same level. Discuss the meaning of authority within your small groups.

What Is Serving?

How are each one of these pictures showing love through a servant's heart? Write your answers in the boxes provided.



The Law of Love

Fill in the missing words by using the clues provided underneath each blank.


“Let no _____ remain _____ standing, except the continuing



??? ↔ in



_____ to _____ another, for he who _____ s his



I



fellow _____ has ful _____ ed the _____.



The _____, ‘Do not commit adultery,’ ‘Do not murder,’ ‘Do



not steal,’ ‘Do not covet,’ and what _____ or other _____ there



may be, are summed up in the _____ rule: ‘_____ your _____ as



yourself.’



Love _____ es no harm to its _____. Therefore _____ is the



ful _____ ment of the _____.”

Aim Questions

Answer the following questions about today's Bible Adventure.

1. What does humble Christian service demonstrate to the world?
2. Christians are citizens or members of what two things?
3. Why should we obey our leaders?
4. How do rulers and authorities serve God's purposes here on earth?
5. What does it mean to love someone?
6. Who is our neighbor?
7. Name the neighbors and leaders in your life.

Christians are commanded to obey the authorities whom God has placed over them. These authorities include parents, teachers, elders, governors, presidents, kings, and the like. If we disobey these authorities, we are disobeying God.



*"Love does no harm to its neighbor. Therefore love is the fulfillment of the Law."
Romans 13:10*

Passage Review Questions
Romans 13

To whom must you submit? (13:1)

Who establishes all authority? (13:1)

If you rebel against authority, against whom are you really rebelling? (13:2)

What do you bring upon yourself when you choose to disobey authority? (13:2)

How can you be free from fear of those in authority? (13:3)

Describe a person in authority as God has established him.
(13:4)

What are two reasons why you should submit to authority?
(13:5)

Why do we have to pay taxes? (13:6)

What four things does Paul list that you may owe people? (13:7)

What is the only debt that will never be fully paid here on earth?
(13:8)

When you love someone else, what have you fulfilled? (13:8)

Sum up all of the commandments into one concise
commandment. (13:9)

Of what is love the fulfillment? (13:10)

What is Paul's warning to us in vs. 11? (13:11)

What should we put aside and what should we put on? (13:12)

How do we fight the desires of the sinful nature? (13:14)

"The authorities
that exist have
been
established
by God."
Romans 13:1




"The authorities
that exist have
been
established
by God."
Romans 13:1



"The authorities
that exist have
been
established
by God."
Romans 13:1





Loving Your Neighbor Game Cards

People are hungry	Feed them	Someone is crying
Cheer them up	He/she is Always the last player chosen for sports	Choose the person first
Kids are making fun of someone you do not like	Defend that person and become their friend	A friend breaks a favorite toy
Forgive your friend and offer him a new toy	Someone struggles with homework	Be patient and help the person with his homework
Your baby brother is fussy and your mom is tired	Offer to take care of the baby while mom rests	The yard next door needs to be cut
Volunteer to cut the yard	Your sister/ brother wants to watch a different TV show than you	Let her/him have first choice with the TV
You found a great toy that someone lost	Return it to the real owner	

"Love your
neighbor as
yourself.

Love does no harm
to its neighbor.

Therefore love is
the fulfillment of
the Law."

Romans 13:9-10




"Love your
neighbor as
yourself.

Love does no harm
to its neighbor.

Therefore love is
the fulfillment of
the Law."

Romans 13:9-10



"Love your
neighbor as
yourself.

Love does no harm
to its neighbor.

Therefore love is
the fulfillment of
the Law."

Romans 13:9-10

