

**Materials I Need:**

**Legend:**



= Option 1, Appropriate for 1<sup>st</sup> – 2<sup>nd</sup> Grade



= Option 2, Appropriate for 3<sup>rd</sup> – 6<sup>th</sup> Grade

**Memory Work:**

“In Christ we who are many form one body, and each member belongs to all the others.”  
Romans 12:5

**Suggested Thematic Tracks:**

① Serve the Body

**HOOK:** *Serving Others (Activity)*

*Parts Make the Whole (Activity/Discussion)*

*Parts of the Whole (Game)*

*Ways to Worship (Discussion)*

**LOOK:** *I Am a Living Sacrifice (Craft)*

*Words of Service (Crossword Puzzle)*

**TOOK:** *Ways I Can Serve God and Others this Week (Take-Home Sheet)*

*Serving with Humility Through the Word and Prayer (Journal)*

*Secret Servant Agent (Worksheet)*

*Shoe Tie (Game)*



*Long on Service (Game)*


➤ **Complementary Activities**





**Hook:**




① **Serving Others (Activity).**   Before class, make up a stack of cards or slips of paper with an “act of service” written on each one. These actions should be based on the capabilities of the students. You might begin this activity as all students sit in a circle and, one at a time, each student selects a card from the stack in the center of the circle and performs the act of service. By the time the last student selects a card, the classroom should be a flurry of activity. The acts of service should be planned carefully so that they are easily carried out. Make sure you have the supplies ready to complete each task. Suggestions for “acts of service” might include: making a card for a missionary (have supplies ready), washing classroom windows, vacuuming, cleaning the whiteboard, washing the tables, cleaning out the supply cabinet, sorting or cleaning toys. If you do additional pre-planning, you might even be able to take a group of servants to clean the restrooms or the church kitchen.

 ① **Parts Make the Whole (Activity/Discussion).** 🦋, 🦋 Bring in several items or pieces of equipment and generate a discussion about the importance of each individual part for the overall performance of the whole. If you have a bicycle without a wheel, a clock that is missing a hand, a telephone without a handset, a lawnmower minus the blade, it would be impossible for the item to work as it was intended until that part was added. You can probably think of a multitude of gadgets you have at home to bring in for a demonstration of this point. Talk with the students about what each part does, and why it is important that all the parts work together. Tell them that this morning they will learn how we, as believers, are parts of something very special, and how we must rely on all believers to make this special something work.

 ① **Parts of the Whole (Game).** 🦋, 🦋 Direct the students in an activity where they must work together to complete a task. This task will take cooperation from each member of the team and cannot be accomplished if everyone does not do what he or she is supposed to do. You may choose to start the activity by asking the students what they are good at doing. Make assignments according to their talents. If you want to do this activity on the fly, you may bring in props and ideas and make your assignments of teams and activities after you learn what the students see as their talents. Possible suggestions to get your own creative juices flowing are: timed obstacle course, presentation in front of the class of a short skit where each student has a specific part, a human chain or cooperative effort to move someone or something from one spot to another in the classroom, the assembly of a puzzle where each member holds a piece, spelling the word “ROMANS” using their bodies, etc.

 ① **Ways to Worship (Discussion).** 🦋, 🦋 In preparation for this morning’s lesson, talk about ways we worship God. Tell the students that, in addition to what we think of first—attending church, singing worship songs, prayer, and Bible study—we will hear what Paul told in his letter to the Romans about a very important way we worship God. You can make this discussion come alive to younger students by making it more visual. Tape a sign on the wall of the classroom and add ideas to the sign as the students volunteer them. Instead of simply writing these on the whiteboard or a sheet of butcher paper, cut colorful shapes from construction paper, or blow up balloons and write on these before you add them to your wall decoration. This can then be left up for a week or two as review and will give a change in décor to the classroom.

 ➤ **Romans Medallion-Mobile (Review).** 🦋, 🦋 Utilize this overview tool and incentive program to motivate the students and their parents to memorize the outline and key verses for the book of Romans. Devote time in the classroom to equip the students with a framework for assimilating and retaining the deep truths of God’s righteousness in Paul’s letter to the Romans. Review the incentive program at length with the students (see the note to parents on the Scripture Key Chain) and encourage them to ask their parents to participate with them. Show the students both components of the program, the Take-Home Scripture Key Chain and the Medallion-Mobile itself, before passing out the Scripture Key Chain to any new participants. Direct them to memorize the next verse in the key chain for next week in order to be rewarded with the next medallion. These mobiles will be hung from the ceiling in the classroom over the next three months as the students are awarded each medallion.



## Book:

### Presentation Ideas –

 The Gift of Serving (*Illustration/Coloring Page*). 🦋, 🦋 Romans 12:7, ROM09.GF1.

 The Gift of Teaching (*Illustration/Coloring Page*). 🦋, 🦋 Romans 12:7, ROM09.GF2.

 The Gift of Giving (*Illustration/Coloring Page*). 🦋, 🦋 Romans 12:8, ROM09.GF3.

 The Gift of Mercy (*Illustration/Coloring Page*). 🦋, 🦋 Romans 12:8, ROM09.GF4.

### ***Bible Adventure for 1<sup>st</sup> – 6<sup>th</sup> Grades –***

Paul spent the first eleven chapters of Romans explaining God's wonderful gift of salvation, made available to both Jews and Gentiles. First, he gave the bad news that all people are sinners and deserve eternal punishment. He then went on to deliver the good news that Jesus came to take upon Himself the punishment we all deserve. Through faith in Him, we are justified (just-if-I'd never sinned) and God sees us as righteous, just like His Son. Following this, Paul wrote about sanctification, which is the process of God changing us by His grace. Because of sanctification, we can live lives that are more and more pleasing to Him. Finally, Paul taught that God is sovereign. He can do whatever He wants, whenever He wants, to whomever He wants. In His sovereignty, God has chosen a family for Himself from both the Jews and the Gentiles. Today, as we study Romans chapter 12, we will see Paul shift gears from explaining salvation to focusing on how God wants us to live and treat one another.

Paul urged the Roman believers to think about God's incredible mercy in saving them. God chose them from the beginning of time to be a part of His family. It was nothing they deserved or had worked for to earn. Paul knew that concentrating on God's mercy would lead to true humility. Being humble means recognizing how great God is and how completely dependent we are upon Him for everything! It requires that we study and think about God's Word and pray often for His help. It is out of true humility that we can worship God. We often think of worship as something we do on Sunday mornings at church, but it is much, much more than that. Paul taught that worship is offering your entire self—body and mind—to God for service. When we offer our minds to God, He changes our way of thinking. We no longer focus on "me, me, me"! Instead of thinking of ourselves as more important than we really are, we realize that only God is deserving of praise and honor. With this mindset, we can offer our bodies to God for service in the church.

Paul taught that the church of Christ is like the human body. It is made up of many parts that do different jobs to serve the whole. Think of your own body. You have ears to hear, feet to walk, eyes to see, etc. Every part has a different function that helps you. That's the way it is in the church. Christ is the head of the church body and He has given each Christian a spiritual gift to serve one another. Just as one part of your body is not more important than another, no spiritual gift is more important than any other gift. Paul listed several different gifts in Romans 12, but we will only focus on four.

First is the gift of mercy. God wants everyone to show mercy to a person who is hurting, but He has given some people an extra amount of mercy. These people put an arm around the shoulder of someone who is crying, and they will cry with them. The merciful person will sit with the one who is sick. He cares and listens for a long time. Paul told the person who has the gift of mercy to show mercy cheerfully and not in a way that makes that person feel sorry for himself.

Second is the gift of serving. Everyone in God's family must humbly present their bodies and minds to Him in service. However, there are some people who really love to serve in the church. It is their spiritual gift. It can be any kind of service, from greeting people at the door and handing out bulletins to stacking chairs and cleaning up after everyone else has gone home. It can also mean helping an elderly Christian do yard work or bringing a sick person a meal.

Third is the gift of giving. God wants every Christian to give a share of his money back to Him, who gave it in the first place. The person with the spiritual gift of giving will give even more than his share because God has put a love of giving in his heart. He wants to give extra amounts of money to help people who are in need.

Last is the gift of teaching. The person with the gift of teaching is the pastor or teacher who is very good at explaining what the Bible means. God has given him or her the ability to understand His word and make it clear to others.

God gives us our spiritual gifts to make His church body healthier and stronger. When one person selfishly doesn't use his spiritual gift, the whole church suffers. Again, think of your own body. When one part of you, such as your hand or leg, doesn't work right, your entire body suffers and isn't as strong. Consider the tremendous mercy that God has shown you by saving you. Worship Him by offering your whole self for service. Use the spiritual gift Christ has given you to build up His church body. Serve others out of love and remember to be humble. Your spiritual gift is not any more or less important than anyone else's gift. Give God all the praise and honor because He is the only one who deserves it!

## Aim Questions

1. **What did Paul teach about in the first eleven chapters of Romans?** (*God's mercy in giving His chosen people salvation through faith in Christ.*)
2. **What are chapters 12-14 of Romans about?** (*The need for Christians to live out the righteousness of God through service.*)
3. **What did Paul urge the Roman believers to do?** (*To commit themselves to serving others as a spiritual act of worship.*)
4. **Why should Christians serve the church, the body of Christ?** (*Because God was merciful to us and saved us, making us members of Christ's kingdom.*)
5. **How do we become humble?** (*Read the Bible and pray to understand the truth about who God is and who we are, remembering God's mercy.*)
6. **Are you humbly serving in the church?**



### Look:



① **I Am a Living Sacrifice (Craft).** 🎨, 🦋 Each student will need:

ROM09.GF5 Pg. 1 instruction sheet  
parts of the body from ROM09.GF5 Pgs. 2-6  
ROM09.GF5 Pg. 7 & 8 (optional)  
9 brads  
scissors  
1 craft stick

Have the students assemble the parts of the body using brads to connect each part. Prior to assembly, talk with the students and have them write down on each body part (or use the pre-printed words to cut and paste), spiritual gifts or acts of service which, when performed, cause the body of Christ to function as He intends. Explain to the students that all parts of the body support the head, which is Christ Himself. Each body part is necessary for the whole. If one part is missing, the body cannot work properly. Once completed, these "church people" can be pasted on a page or a craft stick if you want them to remain more moveable. Write the Scripture reference for the memory verse, Romans 12:5, on the page or the craft stick.



① **Words of Service (Crossword Puzzle).** 🎨, 🦋 Tell the students that the Apostle Paul, in chapter 12 of his letter to the Romans, tells them that God has given each member of His church one or more spiritual gifts. These gifts are to be used to minister to His church. Have the students solve the puzzle to find out some of these gifts. Encourage the students to use their Bibles for help, ROM09.GF6 Pg. 1. *Answer key:* ROM09.GF6 Pg. 2.



➤ **Living a Life of Love (Puzzle).** 🎨, 🦋 Have the students solve this puzzle to review a few key terms from this week's lesson. After unscrambling the words on the left, have them unscramble the mystery word to review the central theme of this passage, ROM09.GF7 Pg. 1. *Answer key:* ROM09.GF7 Pg. 2.



➤ **Aim Questions (Worksheet).** 🎨 Have the students answer the Aim Questions about today's Bible Adventure, ROM09.GF8.



➤ **Passage Review Questions (Worksheet).** 🎨, 🦋 This booklet contains many questions from the Scripture passage covered in today's lesson. Students may work on them in class and complete them during the week at home, ROM09.GF9.



➤ **Romans 12:5 (Memory Verse Song).** 🎨 Words and music for today's memory verse are available upon request from Children's Ministry.



## Took:

① **Ways I Can Serve God and Others this Week (Take-Home Sheet).** 🎨, 🦋 Ask the students how we can practically serve the body of Christ this next week. They can be challenged in the context of their daily schedules for the coming week to think of specific ways they might perform “acts of service.” Use **ROM09.GF10** for them to list ideas that they can realistically carry out each day that will help them to concentrate on humbly serving others. Allow time to color, decorate, and/or paste onto a piece of construction paper, making this list visually attractive and more permanent. In this way they are more apt to keep it for reference throughout the coming week. You may make an effort to call the students this week, or send them a card of encouragement, reminding them of the part they play in the “body.”

① **Serving with Humility Through the Word and Prayer (Journal).** 🎨, 🦋 Each student will need:

**ROM09.GF11 Pgs. 1-5**

scissors

glue

4¼" x 5½" pre-cut construction paper, any color

stapler or yarn

Have the students follow the instructions below to complete their journals:

1. Cut apart the pages for the devotional journal.
2. Glue each page onto a larger piece of pre-cut cardstock paper.
3. Assemble the booklet by sewing with yarn, or simply stapling the pages together. If the pages are stapled, cover the spine with another strip of paper to hide the staples.

Encourage the students to read a Scripture verse each day, meditate on its meaning, and record their prayers on the opposite page. Tell them that the focus this week is humility before the Lord and making themselves available for His service.

① **Secret Servant Agent (Worksheet).** 🎨, 🦋 Be a Secret Servant Agent! Ask the students to take the worksheet home and see how many points they can score during the week. Encourage them to secretly perform deeds of service for their family every day. It cannot be something they are already responsible for, such as taking out the garbage or feeding the family pet. Tell them to be on the alert, looking for family needs. If they do a deed of service and no one discovers who did it, they earn seven points. If they are discovered, they earn five points. They can also give themselves two points for each “thank-you” they receive. Challenge the students to bring their worksheets back next week to share what type of experiences they had, **ROM09.GF12**.


① **Shoe Tie (Game).** 🎨, 🦋 Have the students remove their shoes and put them in the center of the room. Mix up the pile of shoes. At the appointed signal, have the students find their shoes, but they cannot put them on themselves. They must depend on someone else to put their shoes on for them. Discuss other ways we can serve others this coming week.

① **Long on Service (Game).** 🎨, 🦋 Items needed for each student:  
Plastic spoon attached to one end of a paint stirring stick  
Bowl of marshmallows  
Fruit Loops or some other sweet food type

Arrange the students across from each other. Place a bowl of marshmallows in front of them. They cannot feed themselves but must feed another student at the table. Give them a time limit to accomplish the task. Hold a contest between teams. If you are brave, add chocolate sauce to the marshmallows for the older students. Be prepared to have them clean up a mess.

➤ **Romans Hand Motions (Review).** 🎨, 🦋 Teach this week’s hand motions that go along with the overview and incentive program of the Romans Medallion-Mobile as described in the HOOK time. This will facilitate the memorization of the outline and key verses for the book of Romans. Refer to **ROM09.GF13** for the appropriate hand motions.


# The Gift of Serving



# The Gift of Teaching



# The Gift of Giving

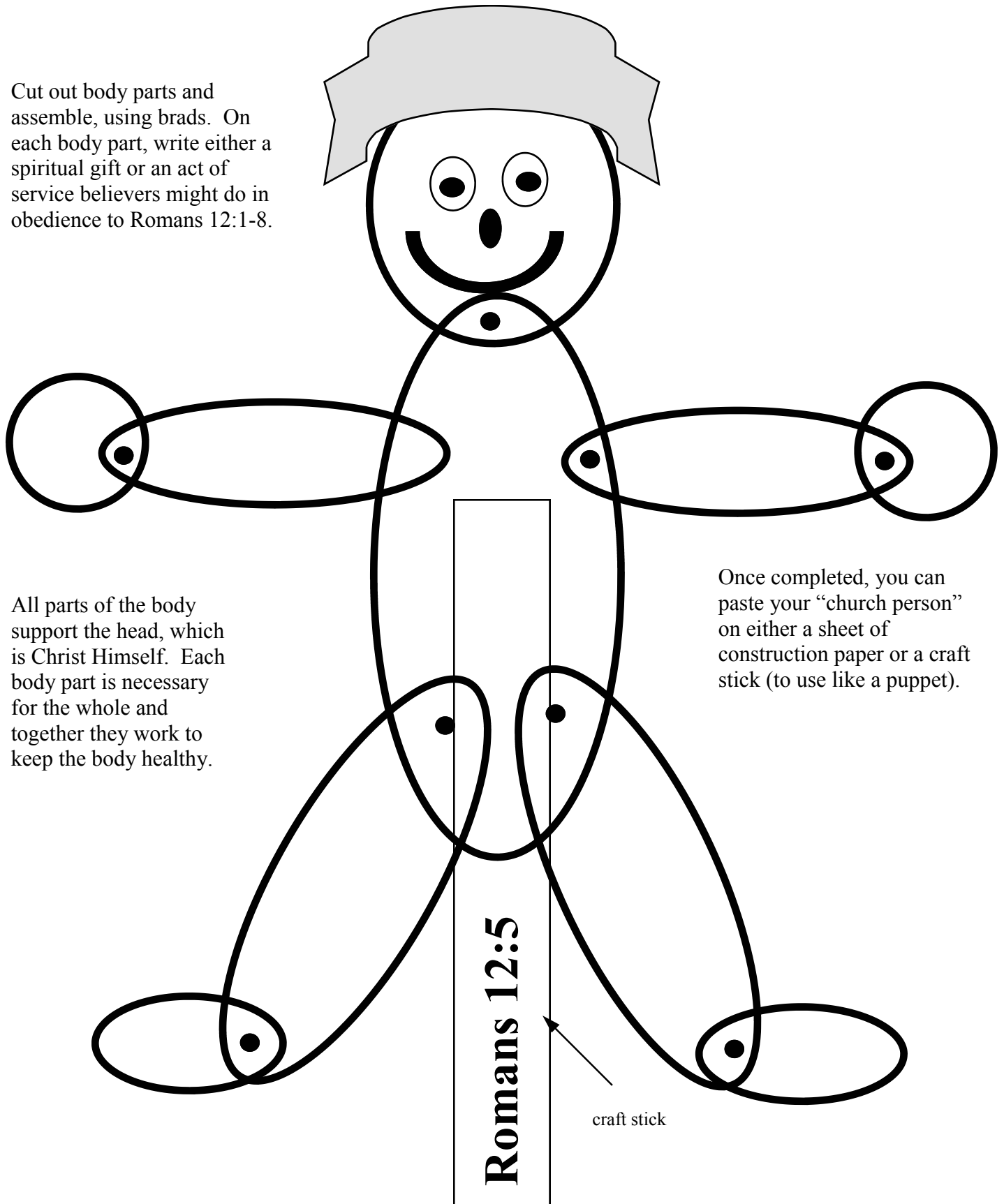



# The Gift of Mercy



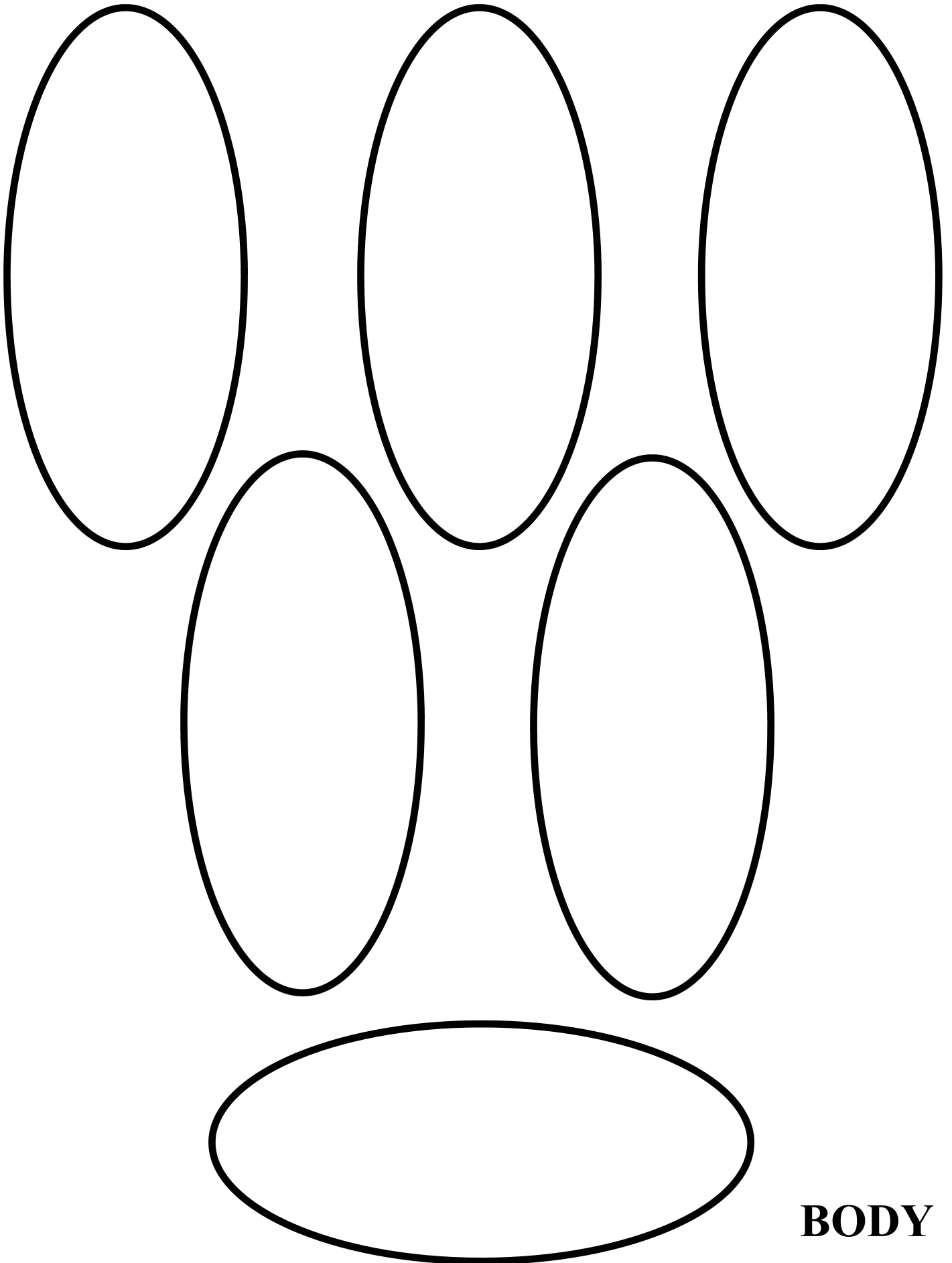
# I Am a Living Sacrifice

Cut out body parts and assemble, using brads. On each body part, write either a spiritual gift or an act of service believers might do in obedience to Romans 12:1-8.







**HEAD**




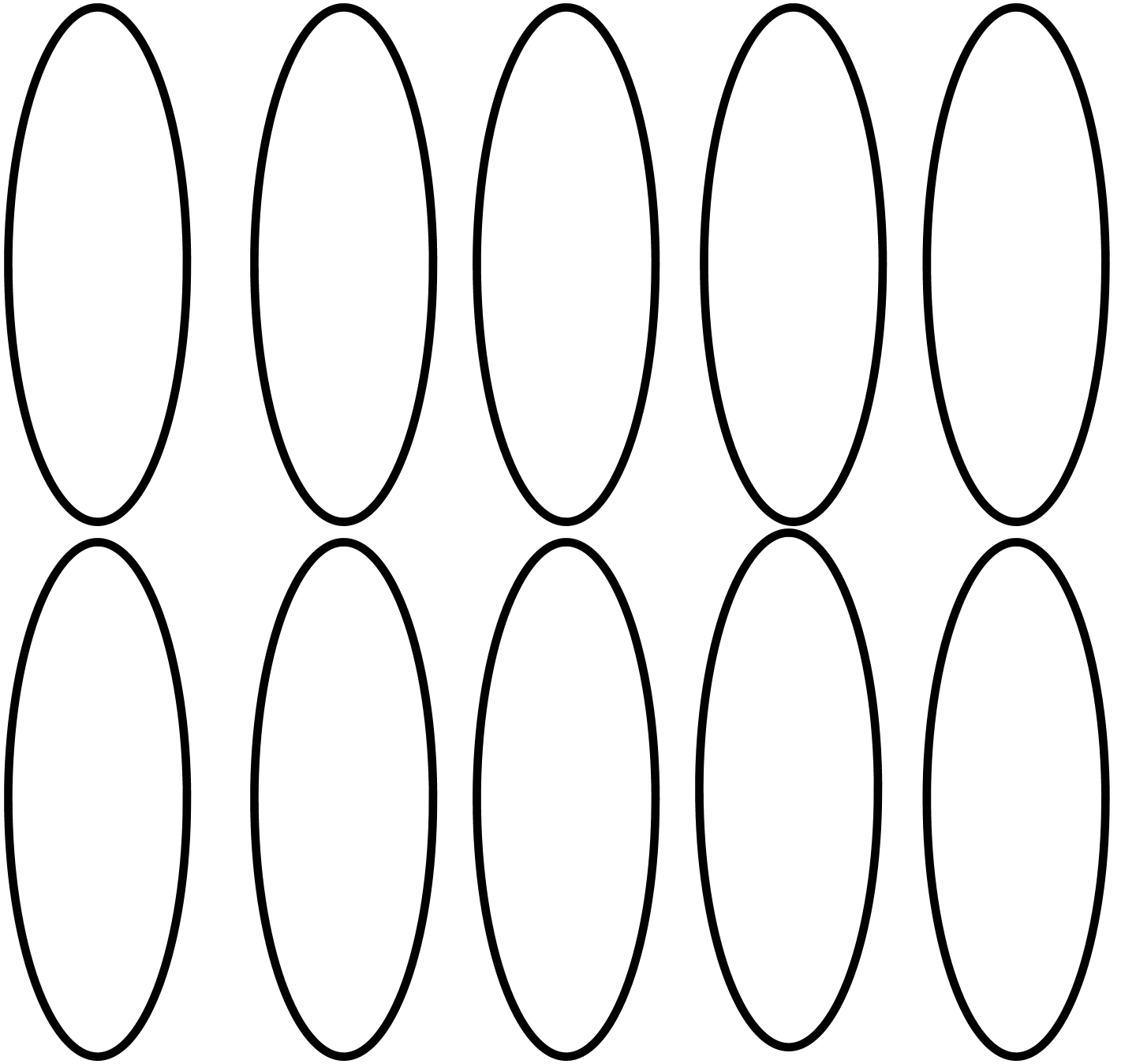
**BODY**



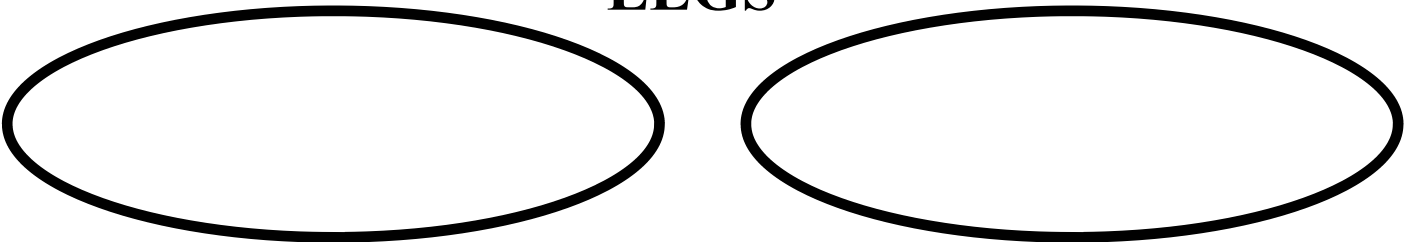
**ARMS**



**HANDS  
& FEET**



**LEGS**



<i>Teaching</i>	<i>Leading</i>	<i>Giving</i>
<i>Teaching</i>	<i>Leading</i>	<i>Giving</i>
<i>Teaching</i>	<i>Leading</i>	<i>Giving</i>
<i>Teaching</i>	<i>Leading</i>	<i>Giving</i>
<i>Teaching</i>	<i>Leading</i>	<i>Giving</i>
<i>Teaching</i>	<i>Leading</i>	<i>Giving</i>
<i>Teaching</i>	<i>Leading</i>	<i>Giving</i>
<i>Teaching</i>	<i>Leading</i>	<i>Giving</i>
<i>Showing Mercy</i>	<i>Serving</i>	<i>Encouraging</i>
<i>Showing Mercy</i>	<i>Serving</i>	<i>Encouraging</i>
<i>Showing Mercy</i>	<i>Serving</i>	<i>Encouraging</i>
<i>Showing Mercy</i>	<i>Serving</i>	<i>Encouraging</i>
<i>Showing Mercy</i>	<i>Serving</i>	<i>Encouraging</i>

<i>Helping at church</i>	<i>Helping at church</i>	<i>Helping at church</i>
<i>Delivering a meal</i>	<i>Delivering a meal</i>	<i>Delivering a meal</i>
<i>Sending a card</i>	<i>Sending a card</i>	<i>Sending a card</i>
<i>Giving a hug</i>	<i>Giving a hug</i>	<i>Giving a hug</i>
<i>Inviting someone over</i>	<i>Inviting someone over</i>	<i>Inviting someone over</i>
<i>Helping someone move</i>	<i>Helping someone move</i>	<i>Helping someone move</i>
<i>Mowing someone's lawn</i>	<i>Mowing someone's lawn</i>	<i>Mowing someone's lawn</i>
<i>Praying for someone</i>	<i>Praying for someone</i>	<i>Praying for someone</i>
<i>Telling others about Jesus</i>	<i>Telling others about Jesus</i>	<i>Telling others about Jesus</i>
<i>Bringing someone to church</i>	<i>Bringing someone to church</i>	<i>Bringing someone to church</i>
<i>Sharing your possessions</i>	<i>Sharing your possessions</i>	<i>Sharing your possessions</i>
<i>Showing humility &amp; compassion</i>	<i>Showing humility &amp; compassion</i>	<i>Showing humility &amp; compassion</i>





# Living a Life of Love

"Be devoted to one another in brotherly love.  
Honor one another above yourselves."  
Romans 12:10

RECMY

		○		
--	--	---	--	--

RUHHCC

○					
---	--	--	--	--	--

RACICFEIS

○									
---	--	--	--	--	--	--	--	--	--

HORPIWS

					○	
--	--	--	--	--	---	--

IVGE

		○	○
--	--	---	---

FIGTS


--	--	--	--	--

AEGRC

				○
--	--	--	--	---

--	--	--	--	--	--	--

Unscramble each of the clue words.  
Take the letters that appear in  and unscramble them for the  
final message.



# Living a Life of Love

"Be devoted to one another in brotherly love.  
Honor one another above yourselves."  
Romans 12:10

## Answer Key

RECMY

M	E	R	C	Y
---	---	---	---	---

RUHHCC

C	H	U	R	C	H
---	---	---	---	---	---

RACICFEIS

S	A	C	R	I	F	I	C	E
---	---	---	---	---	---	---	---	---

HORPIWS

W	O	R	S	H	I	P
---	---	---	---	---	---	---

IVGE

G	I	V	E
---	---	---	---

FIGTS


G	I	F	T	S
---	---	---	---	---

AEGRC

G	R	A	C	E
---	---	---	---	---

S	E	R	V	I	C	E
---	---	---	---	---	---	---

Unscramble each of the clue words.  
Take the letters that appear in  and unscramble them for the  
final message.



# Aim Questions

Answer the following questions about today's Bible Adventure.

1. What did Paul teach about in the first eleven chapters of Romans?
2. What are chapters 12-14 of Romans about?
3. What did Paul urge the Roman believers to do?
4. Why should Christians serve the church, the body of Christ?
5. How do we become humble?
6. Are you humbly serving in the church?

*Because of God's mercy, Christians are saved and made a part of the body of Christ, the church. By reading the Bible and praying, you will better understand God's mercy and how as a believer you can be humble. If you are a believer, look for ways this week to serve the body at church.*



*"In Christ we who are many form one body, and each member belongs to all the others."*

*Romans 12:5*

## **Passage Review Questions**

### **Romans 12**

What did Paul urge the Christians in Rome to do? (12:1)

What gift from God motivates us to live holy lives? (12:1)

When we offer our bodies as living sacrifices, how does God view this act? (12:1)

Living a holy life is a spiritual act of what? (12:1)

What does Paul say not to do anymore? (12:2)

By what should we be transformed? (12:2)

When your mind is being constantly renewed, what will you be able to do? (12:2)

What warning does Paul give in verse 3? (12:3)

What should you use when thinking of yourself? (12:3)

Put verses 4 and 5 into your own words. (12:4, 5)

What has God graciously given us? (12:6)

What is Paul's point in verses 6-8? (12:6-8)

What must love be? (12:9)

How should we respond to evil and to good? (12:9)

How should believers treat one another? (12:10)

Describe a true believer's attitude when serving another. (12:11)

By serving one another, who are we really serving? (12:10, 11)

What should a believer's attitude be in hope, affliction, and prayer? (12:12)

How should we respond to other believers who are in need? (12:13)

As believers, how should we treat those who persecute us? (12:14)

What are things that we should do and should not do as believers? (12:15-19)

How should we respond to our enemies? (12:20)

What is the only thing that can overcome evil? (12:21)

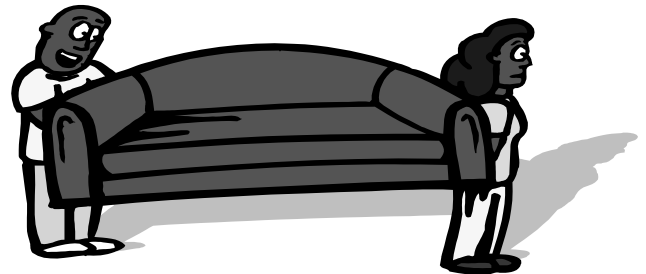
# Ways I Can Serve God and Others this Week


















**Humbly Seeking to Serve God**



**Through His Word and Prayer**



**Humbly Seeking to Serve God**



**Through His Word and Prayer**



**Humbly Seeking to Serve God**



**Through His Word and Prayer**



**Humbly Seeking to Serve God**



**Through His Word and Prayer**



"Take my yoke upon you and learn from Me, for I am gentle and humble in heart, and you will find rest for your souls."  
Matthew 11:29



Prayer Record



"For even the Son of Man did not come to be served, but to serve, and to give His life as a ransom for many."  
Mark 10:45



Prayer Record







