

**Materials I Need:**

**Key for symbols:**

- This symbol represents ideas that can be used for two-year-olds through kindergarten. Please remember to slow way down for two-year-olds and keep the pace moving for five-year-olds.
- ② This symbol represents ideas that can be used for two- and three-year-olds.
- ④ This symbol represents ideas that are best used for four-year-olds through kindergarten.

**Memory Verse:**

**Romans 10:9: Confess with your mouth, "Jesus is Lord."**

**Hook:**

- Teacher's Tip:** Today's lesson is conducive to promoting the church's missionary families. Display pictures of the missionary families in your classroom. If you are supporting a family, write a composite letter from the students to your missionary family, encouraging them in their teaching of God's Word. Review the family member names and where they are living. Pray for them with the children. Your treatment of our missionary families helps students develop a heart for the lost. They can better appreciate the sacrifice of going to an unfamiliar place to tell others about Jesus.
- "Attachment" Center:** Bring in several shirts, vests, or baby clothes with buttons, snaps, or velcro for the children to button, snap, or velcro together. Have the children attach one article of clothing to another. Hold up the two (or more) articles so the child can see that they are joined together. To "attach" something means to join or connect two things together. "In today's Bible Adventure, Paul tells the Romans that to be in God's family, we must be attached to Jesus. We must believe in our hearts and say with our mouths that 'Jesus is Lord.'"
- Play Dough and Branches Center:** Provide small twigs and some play dough for the children. Make a pillar shape with the dough and press twigs into the sides. "What did you just make? Does it look like a tree? In today's Bible Adventure, Paul tells the Romans that God's family is like a tree. The branches are the people who love Jesus. They are attached to the trunk of the tree which is Jesus. They believe Jesus died for their sins and ask Him for His righteousness."
- Missionary Center:** Provide an old map and footprint stamps with a washable ink pad. (Footprint stamps are available upon request.) Allow the children to put footprints all over the large map with their stamps. Talk about places people can go to tell others about Jesus. Comment on different places found on the map. "Paul knew that people needed to hear about Jesus with their ears. How could they hear if there was no teacher? Missionaries go all over the world to teach others about Jesus. They use their feet to go places where people do not know about Jesus."
- "Around the World" Center:** Several teachers can be dressed up to represent missionaries who are in foreign countries (use various types of hats, outfits, props, etc.). They may guide the children to a table that is set up with various interesting objects from different parts of the world. Try to include some objects that can be picked up by the children. Talk about how missionaries share the good news about Jesus and the importance of us sharing the Good News Gospel. "In today's Bible Adventure, Paul knew people could not know about Jesus unless someone told them the good news with their mouths."

- Foot Path:** On a large piece of paper on the floor, trace around the children's feet. Walk on these feet while singing the memory verse song. Talk about using our feet to go and tell others about Jesus so they can believe in Him, too.
- "A Thank You Poster" Center: (ROM08ECGF4)** Let the children make a "thank you" poster for one of the pastors from a large sheet of butcher paper or poster board. Print, "Thank you, Pastor (or name), for telling us about Jesus" on the paper. Have the children put sticker pictures of Jesus and the Bible around the words. They can also draw pictures and print their names. Roll the poster up and tie with a length of yarn. Invite the pastor to the class so that the children can present their thank you card to him.
- Sharing Bible: (ROM08ECGF5)** Materials needed: GF5 cut-out Bible and memory verse, glue sticks, crayons, and markers. In today's Bible Adventure, the children will learn about confessing with their mouths. If people have not heard about the Bible and Jesus, they will not understand what it means to confess. Make a small sharing Bible with this week's verse in it to share with friends or family members who need to hear about Jesus.
- Living Tree Activity Page: (ROM08ECGF6 and ROM08ECGF7)** Materials needed per child: one GF6 picture of tree, two or three each of the GF7 "happy" leaves, two or three "sad" leaves, glue stick, crayons. In today's Bible Adventure, the children will learn about the family tree of God's chosen people. Glue the happy leaves on the tree and the sad leaves on the ground. Talk with the children about the difference between God's chosen people who are happy to confess Jesus as Lord and those who won't believe in their hearts. Pray to be a happy, joyful follower of Jesus.
- All Around the Town--Share the Good News:** Set up the room with a grocery store in one corner, a library, gas station, and toy store in the others. These are places we often go and where we can share the good news about Jesus. Assign children to be in charge of each corner. With the others, practice the memory verse together, go to each corner, and tell the people there that we must believe in Jesus as Lord to be in God's family. Switch roles and repeat.
- Review Building:** Review a building activity from last week. If Jesus isn't the cornerstone of the family, it will crumble and fall.
- Feel It Bag:** In a bag, place several items (a wooden or cardboard block with a picture of Jesus taped on it, a stone, a Bible, hats for different jobs, a shoe, glove, family picture, picture of a church, and many unrelated items). Ask the children to tell which things were in last week's Bible Adventure, and which might be in the Bible Adventure today.



### **Book:**

#### **Presentation Ideas -**

- Color and show the **ROM08ECGF1, ROM08ECGF2, and ROM08ECGF3** pictures as you tell the Bible Adventure. Keep these pictures for review in future lessons.
- Bring in a healthy plant or small tree with healthy branches attached to the trunk, and a dead branch that has been cut off. Show the difference between a live and dead branch. When something is cut off from its source of nutrients, it dies. When the Israelites were cut off from God because they had no faith in Jesus, they could not live in heaven with Him.
- "Trees" Finger Play:**

Olive trees stretch and stretch so wide,	<i>(Extend arms outward.)</i>
Their limbs reach out on every side.	
Pine trees stretch and stretch so high,	<i>(Extend arms upward.)</i>
They nearly reach up to the sky.	
Willows droop and droop so low,	<i>(Let arms hang loosely.)</i>
Their branches sweep the ground below.	
God's family is like a tree.	<i>(Reach out in a hug. Hug self.)</i>
He wants to include you and me.	

#### **Bible Adventure for 2's & 3's-**

(Show the ROM08ECGF1 picture.) Paul had taught many people about the Gospel of Jesus Christ. He knew that people could not believe in Jesus unless they had heard the truth about Jesus with their ears. Paul said it was very important to be a teacher of God's Word. Paul knew that not everyone who heard the Gospel would believe in his heart that Jesus was the Son of God. It is a mystery how God decides who will be in His family, but He is always right in His decisions.

(Show the ROM08ECGF3 picture. Point to Abraham.) God chose Abraham to be in His family and promised him a special blessing. (Point to Isaac.) God chose Isaac, not his brother, Ishmael, to pass on that blessing to his son. (Point to Jacob.) God chose Jacob, not his brother, Esau, for the blessing that God had promised. (Point to Peter.) God chose Peter, not Judas, to be an apostle who preached the Gospel. God decides who will be in His family. God chooses people who believe in their hearts that God raised Jesus from the dead and who confess with their mouths that Jesus is Lord. That's how people are saved from their sin.

Paul told the Romans about an olive tree to help them understand what he was trying to say. For a branch to grow on a tree, like this olive tree, it has to be attached to the trunk so that it will get water from the ground. If a branch is cut off, it withers and dies.

Paul wrote that to be alive and healthy in God's family, each person must be attached to Jesus. Jesus is like the trunk of an olive tree. Many Israelites had believed God's Word by faith and were in God's family. (Point to the Israelite side of the tree.) But, now that Jesus has died for our sins, many Israelites were choosing not to believe in Jesus. They were cut off from His family tree.

God is being good to the Gentiles by choosing some to belong to His family. (Point to a picture of Luke.) Luke wrote a book in the Bible. He was a Gentile and not an Israelite. He believed in Jesus by faith and belongs to God's family. (Point to the Roman centurion.) The Roman guard who watched Jesus die on the cross believed that Jesus was truly the Son of God. He was a Gentile who was put into God's family.

Many Jews and Gentiles have believed in Jesus since Jesus went back to heaven. They believed because someone told them about the Gospel of Jesus Christ. It is good to send missionaries to all parts of the world to preach the Gospel. Everyone who believes can tell others about Jesus.

**Prayer:** Dear God, thank You for the people who teach us about the Gospel of Jesus Christ. I want to tell others about Jesus, too. In Jesus' name I pray, amen.

### **Bible Adventure for 4's, 5's & K-**

(Show the ROM07ECGF3 picture of Jesus as the "cornerstone" of God's family "building.") Last week, we learned that Jesus is like the cornerstone of God's church family. Without a cornerstone, a building falls down. Without Jesus, there is no true church and no true righteousness. The apostles taught God's Word to both Israelites and Gentiles because God was choosing Gentiles as well as Israelites to be in His family. (Draw happy faces in the building stones.)

(Show the ROM08ECGF1 picture of Paul preaching.) Paul wrote, "Whoever confesses with his mouth that Jesus is Lord, whether he is an Israelite or Gentile, will be saved. But, how can people confess Jesus as Lord if they have never heard the Gospel?" Paul had preached the Gospel to the people in Corinth because he knew that they could not believe unless they had heard the truth about Jesus with their ears. How could they hear if there was no preacher?

(Show the ROM08ECGF2 picture of beautiful feet.) Paul said, "How can someone be a preacher if no church sends him out? It is a very important calling to become a preacher of God's Word. It is a beautiful thing when people use their feet to go tell someone the good news about Jesus." Do you use your feet to go and tell your neighbors the good news about Jesus? Paul says that it is good to send missionaries to preach the Gospel.

Paul said, "Not everyone who hears the good news will believe in Jesus. It is a mystery how God decides who will be in His family, but He is always right in His decisions."

(Show the ROM08ECGF3 picture. Point to Abraham.) God chose Abraham to be in His family and promised him a special blessing. (Point to Isaac.) God chose Isaac, not his half-brother, Ishmael, to pass on that blessing to his son. (Point to Jacob.) God chose Jacob, not his brother Esau, for the blessing that God had promised. (Point to Peter.) God chose Peter, not Judas, to be an apostle who preached the Gospel. God decides who will be in His family, and it will not be based upon who is the nicest, best, most loving person. It is not based upon who works the hardest for God. It is always based upon who believes in his heart that God raised Jesus from the dead and confesses with his mouth that Jesus is Lord. That's how people are saved from their sin.

Paul gave the Romans the example of an olive tree to help them understand what he was trying to say. Maybe you know that for a branch to grow on an tree, like this olive tree, it has to be attached to the trunk so that it will get water from the ground. If a branch is cut off, it withers and dies.

Paul said, "To be alive and healthy in God's family, each person must be attached to Jesus, who is like the trunk of an olive tree. Many Israelites have believed God's Word by faith and are included in God's family. (*Point to the Israelite side of the tree.*) But, now that Jesus has died for our sins, many Israelites are choosing not to believe in Jesus. They have been cut off from His family 'tree'."

God is being good to the Gentiles by choosing some to belong to His family. (*Point to a picture of Luke.*) Luke wrote a book in the Bible, and was a Gentile, not an Israelite. He believed in Jesus by faith and belongs to His family. (*Point to the Roman centurion who was at the cross.*) The Roman centurion who watched Jesus die on the cross believed that Jesus was truly the Son of God. He was a Gentile who was put into God's family "tree."

Many Gentiles have believed in Jesus over the last two thousand years since He came back to life. (*Put your own picture on the tree.*) Jesus chose me to be in His family. I don't understand why He would invite me to live in heaven with Him, but it is certainly not because I was a good person. I am a sinner like everyone else, but when I heard the good news, I gave Jesus my sin and asked for His righteousness. The Holy Spirit came to live in me to help me obey and change to become more like Jesus.

Now I want to use my mouth to confess that Jesus is Lord. I can also use my mouth to pray for the people who are preaching about Jesus—our pastors and missionaries. I can use my feet to help me tell people about the Lord Jesus.

**Prayer:** Dear God, thank You for inviting me to belong to Your family. You have given me Your Gospel, and I want to tell others about Jesus. Please give our missionaries, \_\_\_\_\_, strength to preach the Gospel. In Jesus' name I pray, amen.

### Aim Questions

#### Aim Questions for 2's & 3's:

1. **Who decides which people will be in God's family?** (*God. He knows what is best.*)
2. (**Hold up the GF3 picture, and point to Jesus.**) **Who does a believer stay attached to so he will be in God's family?** (*Jesus.*)
3. **What do we need to believe in our hearts and say with our mouths to be part of God's family?** (*"Jesus is Lord." Say the memory verse.*)

#### Aim Questions for 4's & 5's:

1. **Who are some of the Israelites who belong to God's family?** (*Abraham, Isaac, Jacob, Peter, and Paul.*)
2. **Who are some of the Gentiles who belong to God's family?** (*Luke, Roman centurion, me.*)
3. **Who does God choose to live in His family?** (*Jews and Gentiles who believe in their hearts and confess with their mouths that Jesus is Lord. Say the memory verse.*)



### Look:

- Aim Questions:** Have the Aim Questions hanging from the branches of the plant or small tree that was introduced before the Bible Adventure. After a child answers a question correctly, let him go to the window and say, "Jesus is Lord," loudly to the pretend people outside. Let groups of other children take turns and do the same.
- Snack Suggestion:** Include olives with today's snack, and talk about how they grow on trees, ripen, and are cured. There were many olive trees in Israel when Paul was writing his letter to the Romans.
- Snack Suggestion #2:** Draw big smiles or mouths on crackers with cheese or frosting tubes. Sing the memory verse song together several times. Talk about people the children can share the Good News about Jesus with.
- Transition Idea:** Put up your arms like the branches of a tree. As the children move from one area to another, suggest that the wind has started to blow (sway arms), the branches are getting thirsty (droop arms), birds are making nests (cup hands), etc.
- Memory Verse Review:** Use your story tape for Romans to present the memory verse song. Have the children sing along with the tape several times.
- Foot, Mouth, Ears, Heart Bingo: (ROM08ECGF8)** Give each child a GF8 game sheet to color. Talk about using our feet to go share the good news Gospel with our mouths. People need to hear with their ears but must also believe in their hearts that Jesus is Lord. Place several cut-up **GF8**

game pages in a paper sack. Go around the class, letting each child take his turn to choose a picture out of the bag and place it on a matching picture on his sheet.

- Memory Verse Mobile: (ROM08ECGF9 and ROM08ECGF10)** Copy the GF9 and GF10 pages on cardstock paper. Give each child a GF9 girl or boy, depending on his or her gender. Let the children color their child. Punch three holes in the picture—one in each hand, and one between the feet. Cut the GF10 memory verse in three sections, and give each child the three parts of the verse. Punch a hole in the top of each verse part. Attach the “Confess with your mouth” card to the picture child’s right hand by looping a yarn through the holes in the verse and hand. Use longer yarn lengths for arms. Put “Jesus is Lord” in the center, attached to the feet with a shorter length of yarn. Hang the verse mobile by a loop of yarn attached at the top of the child’s head. Let the children sing Romans 10:9, Memory Verse Song as the children bob their mobiles up and down.
- Tree of Believers: (Last week’s ROM07ECGF6 or ROM07ECGF8 pictures)** Provide a small branch or tree (in a bucket of sand) and pictures of Israelites and Gentiles who are in God’s family (that have a piece of yarn tied to them). Add pictures of the church elders, pastors (check in church office for these), and teachers. Children take turns hanging these people on the tree of God’s family. God decides who is in His family. They don’t have to be the hardest workers or the nicest people. People in God’s family want to be rid of their sin, believe in their hearts that God raised Jesus from the dead, and confess with their mouths that Jesus is Lord. Drop pictures of unbelievers (Ishmael, Esau, Judas, if available, or any pictures of unknown people) on the floor below the tree. Not all people who hear about Jesus will believe in Him. (If you don’t have a three dimensional tree or twig, outline one on a large piece of paper on the wall and let children tape pictures on it.)
- Missionary or Elder Visit:** Invite a missionary or elder to share with the children how they tell others about Jesus.
- "Squirrels in the Trees" Game:** The children are spread out in an open area. A tree is formed with two leaders or a leader and a child by facing each other with hands held. Several “trees” are needed. The "squirrels" move around the space outside the trees by skipping, jumping, galloping, or hopping. On a signal from the teacher (bell or whistle), all the squirrels try to get into a tree (between the two partners holding hands). Several squirrels can fit into one tree. As soon as all the "squirrels" are safe, one "squirrel" changes places with a child who was being part of the tree, and the process is repeated. “Who was first to get into a tree?” The older children can choose a fox to try to catch a squirrel. He cannot move until after the teacher gives the signal. He then tries to tag a squirrel who is outside a tree.
- Action Song:** Sing the following words to the tune of “Here We Go Round the Mulberry Bush” with children standing in a circle:  
Believe in your heart Jesus is Lord, Jesus is Lord, Jesus is Lord.  
*(Cross hands over heart, point to middle of each hand, and then point upward. Repeat.)*  
Believe in your heart Jesus is Lord, and belong to God’s family.  
*(Link arms around each other’s waists, with the whole circle swaying.)*
- Go Tell-a-Phone Activity:** Materials needed: Play phone with noise maker device. Seat the children in a circle. The teacher begins by reviewing the Bible Adventure story from today. “How do we tell people about Jesus? We can call on the phone and tell them. The teacher takes the phone, and rings the bell or the noise maker device to make the phone ring. She hands it to a child who says, “Confess with your mouth, ‘Jesus is Lord’.” Continue around the room until everyone has had a turn to talk on the phone. You may also use the phone to answer the Aim Questions.
- “Go Tell” Train Game:** Line the children up with the teacher at the front of the line. The teacher begins the train by moving forward with the children following in line, single file. The teacher will turn to the first person in line behind him and say, “Romans 10:9: Confess with your mouth, ‘Jesus is Lord.’” That child will then go to the back of the train and tell that child the message from the teacher. The line continues until all children have heard the news.

#### Songs:

- Romans 10:9, Memory Verse Song** *(tune: “He’s Got the Whole World”)*  
Con-fess with your mou-outh, “Jesus is Lord.” *(Sing three times.)*  
Romans chapter ten, verse nine.  
*(Repeat.)*



### Took:

- Invitation to Learn About Jesus: (ROM08ECGF11)** Give each child a sheet of colored paper, and have him fold it in half to make a card. Provide crayons, felt markers, fabric scraps, rickrack trim, stickers, or other materials your pupil can use to decorate the front of the card. Have ready an GF11 invitation form for each child with the name and address of the church. Help the child tape this information sheet inside the paper card. Emphasize to children that they will need to get parental permission when making their plans to invite someone to church.
- Traveling Messenger: (ROM08ECGF12)** Materials needed: GF12 activity page with car, cut-out wheels, crayons, two brass fasteners. In today's Bible Adventure, the children learned about confessing with their mouths, and telling the news of Jesus. We can use all different modes of transportation to go out among the world to do this work. With this activity, the children can use the wheels on the cars to share the good news. Sing Romans 10:9, Memory Verse Song as the children "drive" their cars around the room.
- Preschool Page for Parents: (ROM08ECPPP)** Send a page home with each child, encouraging parents to reinforce the Bible truths at home. Spend a few minutes before the children go home creatively reviewing the song and memory verse.

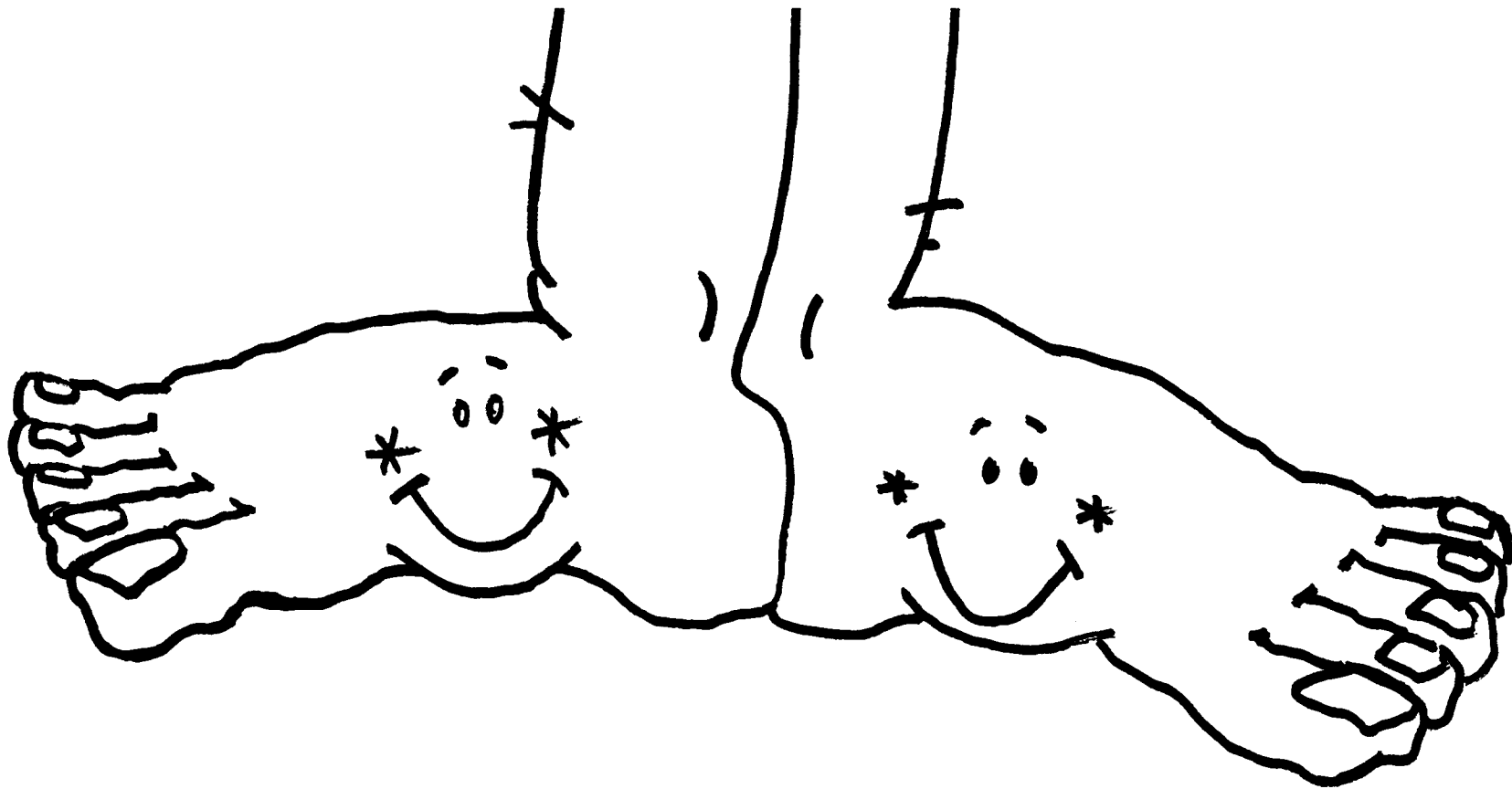


Paul preached the Gospel so that people could hear about Jesus and believe.

ROM08ECGF1

*How beautiful are the feet of them  
that preach the Gospel of Peace  
and bring glad tidings of GOOD  
THINGS!*

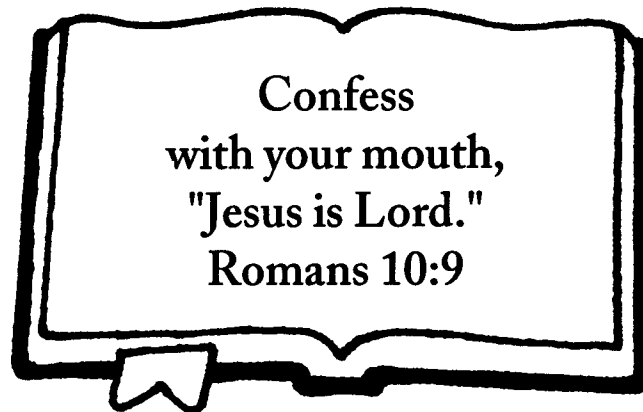
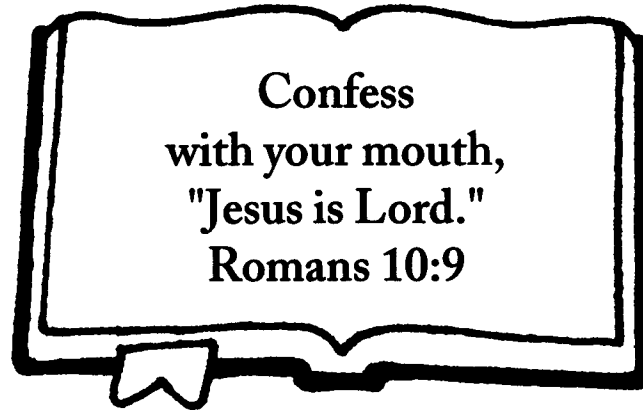
*Romans 10:15*



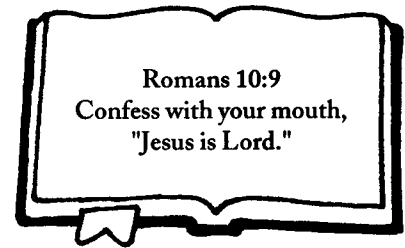


God chooses Israelites and Gentiles to be in Jesus' church family "tree."


Thank you, Pastor \_\_\_\_\_, for telling us about Jesus.




# Sharing Bible















**Romans 10:9**  
**Confess with your mouth,**  
**"Jesus is Lord."**




# Living Tree Activity Page





# Sharing the Good News - Bingo!

We need feet to go and mouths to speak so others can hear and have Jesus in their hearts.



Confess with your mouth, "Jesus is Lord." Romans 10:9





**Confess with  
your mouth,**



**"Jesus is Lord."**



**Romans 10:9**



**Confess with  
your mouth,**



**"Jesus is Lord."**



**Romans 10:9**



**Confess with  
your mouth,**



**"Jesus is Lord."**



**Romans 10:9**



**Confess with  
your mouth,**



**"Jesus is Lord."**



**Romans 10:9**

Dear \_\_\_\_\_.

Will you please come to church  
with me on Sunday morning?


My name is \_\_\_\_\_.

My phone number is \_\_\_\_\_.

My church is Faith Bible Church  
at 600 West Cora in Spokane.

Class starts at \_\_\_\_\_.

Class ends at \_\_\_\_\_.



Dear \_\_\_\_\_.

Will you please come to church  
with me on Sunday morning?

My name is \_\_\_\_\_.

My phone number is \_\_\_\_\_.

My church is Faith Bible Church  
at 600 West Cora in Spokane.

Class starts at \_\_\_\_\_.

Class ends at \_\_\_\_\_.



Dear \_\_\_\_\_.

Will you please come to church  
with me on Sunday morning?

My name is \_\_\_\_\_.

My phone number is \_\_\_\_\_.

My church is Faith Bible Church  
at 600 West Cora in Spokane.

Class starts at \_\_\_\_\_.

Class ends at \_\_\_\_\_.



Dear \_\_\_\_\_.

Will you please come to church  
with me on Sunday morning?

My name is \_\_\_\_\_.

My phone number is \_\_\_\_\_.


My church is Faith Bible Church  
at 600 West Cora in Spokane.

Class starts at \_\_\_\_\_.

Class ends at \_\_\_\_\_.



**Romans 10:9: Confess with  
your mouth, "Jesus is Lord."**



**Romans 10:9  
Confess with  
your mouth,**


**"Jesus is  
Lord."**

**Romans 10:9  
Confess with  
your mouth,**

**"Jesus is  
Lord."**

**Cut along line**

**Cut out verse wheels,  
and attach to car with  
brad paper fasteners.**




## This is what I learned today!

Paul continues his explanation of the need for all people, whether Jewish or Gentile, to believe in Jesus as a prerequisite for being in God's family. Paul gave an example of an olive tree. Jesus is like the trunk of an olive tree. The branches have to be attached to the trunk so that they will stay healthy and fed. If a branch is cut off, it withers and dies. To be alive and healthy in God's family, each person must be attached to Jesus. When Jesus died for the sins of the world, many Israelites chose not to believe in Jesus. They have been cut off from His family "tree." Many Gentiles have believed in Jesus and are being "grafted" onto God's family "tree." People who believe in their hearts that God raised Jesus from the dead and confess with their mouths that Jesus is Lord, will be put in God's family "tree."

### Today's Memory Verse

**Confess with your mouth,  
"Jesus is Lord."  
Romans 10:9**

### God's Family "Tree"



Show your preschool child a live plant or tree, and explain how a leaf receives nutrients to stay alive. The gardeners in the family could teach their children how a branch is grafted onto a stem or trunk. Show the children the picture on the back side of this page of Gentiles (on the right side of the tree) who have been "grafted" onto God's family "tree" through faith in Jesus. The empty branch spots on the left side of the tree are the Israelite unbelievers who have been cut off.

Let your child glue bits of leaves and twigs to the tree as you talk about it. Express your thankful heart to God for His grace that made a way for us to be adopted into His family. Pray with your child, thanking God for Jesus.

#### Father Abraham

Father Abraham had many sons;  
Many sons had Father Abraham.  
I am one of them, if I confess  
That Jesus is the Lord (*right arm, left arm, etc.*).

\* For tunes to songs, ask about the preschool tape.



God's chooses Israelites and Gentiles to be in Jesus' church family "tree."