



Materials I Need:

Legend:



= Option 1, Appropriate for 1st – 2nd Grade



= Option 2, Appropriate for 3rd – 6th Grade

Memory Work:

“Since they did not know the righteousness that comes from God and sought to establish their own, they did not submit to God’s righteousness.” Romans 10:3

Suggested Thematic Tracks:

① Family Tree

HOOK: Living Tree (*Discussion*)

LOOK: Living Tree (*Activity Page*)
Jew or Gentile? (*Worksheet*)

TOOK: God’s Olive Tree (*Craft*)

② Faith by Hearing (Feet Track)

HOOK: Ready Feet (*Game*)
Watch Your Step (*Object Lesson*)
Zeal Without Knowledge (*Skit*)


BOOK: Ugly Feet (*Skit*)



LOOK: The Treasure Is Obvious! (*Skit*)
Stumbling Block Maze (*Worksheet*)
Faithful Feet (*Game*)

TOOK: Gospel Foot Book (*Craft/Take-Home*)

➤ **Complementary Activities**


Hook:


① **Living Tree (*Discussion*)**.  Show the students the **ROM08.GF2** picture of the olive tree. Tell them that in today's Bible Adventure they will learn about the family tree of God's chosen people. Read the names on the tree. Ask them if all of them are Jews or if some are Gentiles. Encourage them to listen carefully to the Bible Adventure to find out why.

➤ **Savor that Cookie (*Object Lesson/Discussion*)**. ,  Gather the students around you and take a cookie from your pocket. Eat the cookie in front of the students, savoring every bite. Then lead a discussion with them. Ask the students the following questions:

1. How did it make you feel when you saw me eat the cookie?
2. Did it make you want some, too?


Tell the students that today in the Bible Adventure they will learn about how God is doing this same thing to His people, Israel. He is giving the Gospel to the Gentiles so that the Jews will be jealous and want a relationship with God again. (Bring extra cookies along to share with the students at the end of the story.)


 ② **Ready Feet (Game).** 🦋, 🦋 Seat the students in a circle on the floor. Choose a handful of students to place their shoes in the middle of the circle and then return to their places. Blindfold these students, and on your command, have them “make ready their feet” by crawling into the middle of the circle and putting their own shoes on their feet as quickly as possible. Alter the game as desired and play with additional students. Explain that the Israelites did not have ready feet when Jesus came to give them salvation from their sin and the Law. They were not walking with God but by themselves, trying to earn their own salvation. When Jesus came with God’s salvation, their feet stumbled over this Good News and He became a stumbling block to them. Listen for Paul’s reference to beautiful feet in today’s Bible Adventure.

 ② **Watch Your Step (Object Lesson).** 🦋, 🦋 Place a large cinder block in the doorway so that the students must step around it or over it to pass through. The students will probably want to discuss immediately why it is there. When they have all entered the classroom, discuss the nature of a “stumbling stone.” Ask the students the following questions:

1. What would happen if a person were walking that path and did not see the block?
2. Why might a person miss seeing such a thing?
3. Why or how might a stumbling block get into such an important pathway?

Before the Bible Adventure, discuss how Jesus Christ was a stumbling block to the Jews on the very important pathway to God’s kingdom.

 ② **Zeal Without Knowledge (Skit).** 🦋, 🦋 Perform a humorous skit for the students to illustrate just how crazy it is to have zeal or excitement about something without having real understanding. For example, enter the classroom while another teacher is leading the class during the HOOK time. Have a bag full of Christmas decorations for the classroom and cards for the students and begin setting up the decorations and passing out the cards with obvious excitement. This will work for any other out-of-season holiday, or you may spend the first twenty minutes of classtime with two Bibles fastened to your temples with a belt or rope. Ecstatically tell the class how you will have the whole Bible memorized within a matter of days because of the recent scientific discovery called osmosis, as long as you do not remove the Bibles. Allow the students to reason with you about how ridiculous your actions are, since they are not based on knowledge—no matter how passionate you are about something. Afterward, point to the zeal of the Jews in holding on to the Law for their salvation. Tell the students to think about where our zeal should really be directed as they study today’s Bible lesson.

 ➤ **The Parable of the Statue (Discussion).** 🦋, 🦋 Tell, do not read, the following parable: A nation wanted to honor a man who had developed a cure for a horrifying disease. His vaccine was distributed worldwide and saved millions of lives. A solid marble statue of the man was to be erected in the nation’s capital in his honor and a national competition would be held to determine who could make the best statue. The contest rules and the hero’s picture were sent to city leaders throughout the nation. The mayor of one large city decided that her city would compete in the contest. She called together the city council members and convinced them that their city should enter the contest. The city council approved a large sum of money to finance the project, and a committee was selected to oversee and complete the statue.

The committee consisted of several renowned artists, an electronic technician, a college professor, a homemaker, a cabinetmaker, a cement mason, a physician, a lawyer, and a hairdresser. Every week the committee met to discuss the project. The lawyer explained that even though the rules said that the statue could be no more than six feet, eight inches high, and no wider than three feet, they could build it slightly larger. It would appear more grandiose than all the other statues and no one would measure each statue. Their statue would obviously win. All of the committee agreed.

The electronic technician exclaimed, “You know, we could add lights, sound and movement to the statue. When anyone approached the statue, the lights would come on and a recorded voice would tell a brief history of the man we are honoring. We could also make the statue’s arms raise up and down.” The college professor piped in, “There is a new material just discovered that looks so much like marble that the experts have trouble telling the difference. It can be molded into body parts and assembled piece by piece. It would help us to make the statue move better when we added motors to its arms. We could also leave hollow spaces inside for the sound and lighting equipment.” The committee whole-heartedly agreed. The hairdresser had an interesting idea. She said, “The statue

would be more attractive if its face could be altered to look like someone more familiar whom everyone would recognize.” She suggested that the face be molded to look like the mayor’s face. Not everyone agreed, but the majority voted for the mayor’s face. The statue was built with all the unique features the committee had decided upon.


One day a government representative arrived to check on the progress of the statue. He pointed out to the committee that the contest rules must be followed. The representative was not welcomed and was quickly escorted out of town. He made the committee feel uncomfortable.

Further instructions arrived from the nation's capital concerning the contest: all statues were to be delivered to the rear entrance of the coliseum at the nation's capitol on or before twelve o'clock noon on the 15th of the month. The statues would be taken into the coliseum and promptly judged. The best statue would receive national honor.

The mayor, the city council, and the committee were very excited. The statue was put into a large truck and quickly delivered to the nation’s capital. The committee voted, however, to deliver the statue to the front door of the coliseum instead of the back door. It would be more visible to the crowd attending the event if it arrived at the front door. When they arrived they realized that they would have to unload the statue at the bottom of a 500-step staircase, and then carry the statue up the 500 steps to the front door. The statue was unloaded and, with great effort, lifted and tugged painfully up the 500 steps. A great crowd of people watched and laughed as they ascended the steps. The crowd roared and was unable to contain themselves when the statue became lodged in the front door. The committee pushed and shoved the statue with all their strength but it became more stuck; the statue was obviously too large. The crowd began to mock the committee and the mayor when a statue arm fell off. The mayor, the city council, and the committee were humiliated and completely embarrassed.

The mayor exclaimed, “We have worked so hard on this and deserve to win the contest; all is not lost. Our statue has to be the best. I will just go inside and have the judge come out here to look at it. He will see that it is the best statue.” She went into the coliseum and was introduced to the contest judge. She fainted in shock when she found out that the judge was none other than the man the statue was to honor.

Tell the students that the Bible Adventure today is about a group of people whom God had chosen to represent Himself on earth but, just like in our story, they decided to change the rules that were given to them.

 ➤ **Romans Medallion-Mobile (Review).** 🎒, 🦋 Utilize this overview tool and incentive program to motivate the students and their parents to memorize the outline and key verses for the book of Romans. Devote time in the classroom to equip the students with a framework for assimilating and retaining the deep truths of God’s righteousness in Paul’s letter to the Romans. Review the incentive program at length with the students (see the note to parents on the Scripture Key Chain) and encourage them to ask their parents to participate with them. Show the students both components of the program, the Take-Home Scripture Key Chain and the Medallion-Mobile itself, before passing out the Scripture Key Chain to any new participants. Direct them to memorize the next verse in the key chain for next week in order to be rewarded with the next medallion. These mobiles will be hung from the ceiling in the classroom over the next three months as the students are awarded each medallion.



Book:

Presentation Ideas –



A Stumbling Stone...the Law (Illustration/Coloring Page). 🎒, 🦋 Romans 9:32,33, 10:3,4, 11:8-10, **ROM08.GF1.**



Family Olive Tree (Illustration/Coloring Page). 🎒, 🦋 Romans 11:16-24, **ROM08.GF2.**



② Ugly Feet (Skit). 🦋, 🦋

Have two teachers prepare a skit for the students to introduce today's Bible Adventure. One teacher will arrive in the front of the room as if he had returned from a long jog. Quite content with himself, he will sit down and be strangely (oddly) amused with his feet, thinking them exceptionally attractive. The second teacher will come in right after the first begins to remove his shoes. The amused teacher will enthusiastically invite the on-looking teacher to closely check out just how beautiful his feet are. This second teacher will humorously show disgust for the smell and unsightly look of his feet, and after a bit of bantering about whether or not his feet are really beautiful, the on-looker will explain to the runner what Biblically beautiful feet are – those feet that bring the Good News to others, even as the apostles' feet looked after long and difficult journeys in sandals. Have the on-looking teacher continue into today's Bible Adventure.

Bible Adventure for 1st – 6th Grades -

Last week we learned that God is sovereign. He does whatever He wants, whenever He wants, to whomever He wants. The Apostle Paul explained that in His sovereignty, God chooses or “elects” certain people to be saved from their sin. He calls these people to be His children and a part of His family. Paul also explained how saddened He was that so many of his fellow Jews were not a part of God's family because they rejected Jesus, the very Messiah whom God had promised would save them!

In Romans chapters 10 and 11, Paul continued to teach about the nation of Israel. It had the tremendous privilege of being God's chosen nation. God gave the people the Law so that they would see their sin and depend upon Him for salvation. However, they were so busy paying attention to their efforts to keep the Law that they missed what God was trying to tell them. It was as if they were marching down a path focusing on their own ability to keep the Law and overcome sin. When God “placed” Jesus Christ in their path, they stumbled over Him and did not acknowledge Him as their Savior. They kept on marching, focusing on their own good works instead of trusting in Jesus. That is why Paul called Jesus the “stumbling stone” in Romans 9:32,33.

Israel's problem was that they were not paying attention to God. They were too busy listening to themselves talk about the Law and how proud they were to be Abraham's descendants. They did not listen to God through prayer, nor did they listen to Him through the words of Jesus and the disciples, who preached that the only way to live with God forever in heaven was through Christ and Christ alone. God had sent many prophets to tell them the truth about His plan of salvation, yet when Jesus came they still did not believe that they needed Him.

Unfortunately, this rejection of God's plan was common throughout Israel's history. However, God never rejected His people. At one dark point in Israel's past, the people were rebelling against God and worshiping idols. God sent His prophet Elijah to warn them about their sin, but they tried to kill him. In despair, Elijah cried out to God and said that he was the only one left in Israel who still loved Him. But God told him that He had kept for Himself 7,000 men in Israel who had not worshiped idols but had remained true to God. These Israelites, called a remnant, were chosen by God to be protected and saved by His grace. Paul explained that God would always choose a few Israelites to be saved. He would never let Israel completely disappear but would keep a remnant who would have true faith in Him.

But what about the rest of Israel who had turned their backs on Christ? God sovereignly used them for His purposes. When God offered salvation in Christ, they refused. Therefore, God allowed His offer of salvation to spread to the Gentiles throughout all the world. He did this to make His chosen nation of Israel jealous! Although this was sad news for the Israelite people who were refusing Christ, it was good news for the Gentiles who were being saved. It is like Jesus' parable of the wedding feast, where the people whom the king originally invited refused to attend, so the king sent out his servants far and wide to invite any unworthy person who would come. God knew that when His people, Israel, saw that undeserving Gentiles were part of His family, they would want to come and be a part of it, too.

Because God is sovereign, He has chosen a family for Himself from out of both the Jews and the Gentiles. Paul said that this family was like an olive tree. Christ is the root of this tree and all the members of God's family receive God's righteousness by trusting in Christ to be saved. The trunk of the tree is Abraham and all of his Jewish descendants who believed God's Word by faith. Any Jew who does not trust in God's plan of salvation through Jesus will be like a branch that has been cut from the tree. On the other hand, any Gentile who trusts in Jesus to be saved will be like a branch from a wild tree that is grafted into or connected to God's family tree. Any Christian who is not a Jew is an example of this.

What does all of this have to do with you? Well, like the Israelites, you are walking down the path of life. Have you stumbled over Jesus, or do you trust Him as the only way to heaven? Are you a branch connected to God’s family tree because of your faith? If so, are you sharing the Good News of the Gospel with others? Paul quoted the Old Testament prophet Isaiah saying, “How beautiful are the feet of those who bring good news” (Isaiah 52:7). Are you walking with beautiful feet, with the purpose of bringing the Good News of Christ to others? God chose people in the world right now who do not know or understand about Christ. These chosen people need to hear the truth about Jesus in order to believe and be saved. Are you willing to walk over and tell them? Maybe next door? Maybe across the world?

Aim Questions

1. **Why was Jesus called a “stumbling stone”?** *(God’s people, Israel, fell away from God’s plan when they did not accept Jesus as the end of the Law and their salvation.)*
2. **How did the Israelites reject God?** *(The Israelites were not paying attention to God’s Word and His plan for salvation in Christ, thinking that they could earn salvation themselves – they rejected God’s kingdom plan in Christ.)*
3. **What did God tell Elijah when he thought that he was the last believer left?** *(God said that He was keeping a remnant of believers for Himself.)*
4. **How did God sovereignly use Israel’s rejection?** *(God invited the Gentiles into His kingdom through Christ in order to show great mercy.)*
5. **Does God remain faithful to Israel?** *(God has chosen a remnant out of Israel to believe and be saved by faith in Christ, even through their jealousy of God’s relationship with Gentiles.)*
6. **How does one become a part of God’s family?** *(By faith in Christ Jesus we are grafted into God’s family tree.)*



Look:



① **Living Tree (Activity Page).**  Each student will need:

ROM08.GF2

construction paper

6 “happy” leaves from **ROM08.GF3 Pg. 1**

6 “sad” leaves from **ROM08.GF3 Pg. 2**

scissors

glue stick



crayons

This is a continuation of the discussion from the HOOK time regarding the family tree of God's chosen people. Have the students follow the instructions below to complete their activity page:

1. Cut around the olive tree and glue to the middle of the construction paper.
2. Color the tree, being careful not to color over the faces.
3. Glue the happy leaves on the tree around the faces and the sad leaves on the ground.

Discuss with the students the difference between God's chosen people, who are happy to confess Jesus as Lord, and those who won't believe in their hearts.



Invitation Declined (Role Play).   Review Jesus' Wedding Feast parable in Matthew 22:1-14 with the students. Discuss the meaning of this parable and how Jesus' words to the Jewish religious leaders before His death revealed the same thing about the Jews and Gentiles that Paul revealed in chapters 10 and 11 in Romans. Depending on the age of the students in your classroom, allow them to role-play this parable in small groups. Make the role play very simple for younger students, or let the students watch the teachers act out the parable. Older students can be challenged to do their drama in front of the whole class. Alternatively, older students could be asked to perform a creative response to the parable, not being limited to role-play.



② **The Treasure Is Obvious! (Skit).** 🐛, 🦋 Items needed:

- 1 treasure box
- 1 treasure map
- 2 teachers/helpers

Put the treasure box in a conspicuous place in the room. The first teacher should come into the classroom staring intently and trying to follow the directions to the treasure map, saying, "Okay, three steps to the right...nine steps forward, one hop to the left," etc. The other teacher should come in and try to get the attention of the first teacher. He should point out the obvious treasure, saying, "Look! It's right here! Stop looking at the map! It is right here under your nose!" But the first teacher should pay no attention to the second teacher and keep following the map. Eventually, the first teacher should stumble over the treasure itself. Irritated, he should rebuke the treasure for being in his way and then go back to the treasure map. The second teacher will then recruit the help of the students in the room to try to get the attention of the first teacher to show him the treasure. Even with the help of the students, the first teacher will not look up from his treasure map. Finally, without finding the treasure, he will walk out of the room. Explain to the students that this is like what happened with the Jews. The treasure map is like the Law. It is what God first gave the Jews so that they could find treasure in a right relationship with God. When God made a new way through Jesus Christ, the Jews were so distracted by paying attention to the Law that they rejected what was so obvious—God's new way: Jesus Christ! Christ became a stumbling block to them.



➤ **The Basketball Game (Role-play/Discussion).** 🐛, 🦋 Tell the students that today they are going to pretend that they are a basketball team. Tell them that you are the coach and that you are selecting five players to be the "starters." Send them "out on the court to play." Have them simulate a basketball game. Call a time-out. Narrate that the players are not doing the plays you want them to do, that they are not following the coach's instructions. Pull four of them out of the game and have them "sit on the bench." Send four new players out. Let them "play." Rotate in new players, four at a time, leaving the one starter in, until everyone has had a chance to "play." Then call the other four starters back in and let them play again. Then tell the students that the game is now over. Discuss with them how this is like what God has done and is doing with His chosen people, the Jews. He selected them to follow His directions and be leaders and lights to the rest of the world. But the Jews failed to obey God and follow His ways. So God pulled them out of the game for awhile. He has been and is letting people from all the other nations into His kingdom. Always, He keeps a remnant of faithful Jews who will be faithful to His promises. That is like the one starter who stayed in to play for the whole game. In the end, however, after God has allowed people from every nation in, He will draw the Jews back to Himself again. That is why the four starters went back in to play at the end of the game. True to His Word, God will restore the Jews to fellowship with Himself.



② **Stumbling Block Maze (Worksheet).** 🐛, 🦋 Have the students work their way through the maze, **ROM08.GF4 Pg. 1**. Discuss how we can "stumble" over Jesus Christ by doing our own thing instead of trusting in Him. *Answer key: ROM08.GF4 Pg. 2.*



② **Faithful Feet (Game).** 🐛, 🦋 This is a relay competition between the three teams. Items needed:

- blindfolds
- 3 ropes or 12 cones, to mark off three short paths
- memory verse written on several pieces of paper (one or two words per sheet)
- various soft objects for stumbling stones

Instructions:

1. Set up the three paths beforehand.
2. Divide the students into three teams.
3. Pair the students up within each team: one to wear the blindfold, and the other to guide.
4. After the students are blindfolded, place several stumbling stones in the path.
5. Each "seeing" student will verbally guide (without touching) his or her blindfolded partner through the stone-covered path to recover one of the memory verse papers and walk back through the path to assemble the verse in order on the floor, sheet by sheet, student by student.
6. Any student who steps out of the marked path or touches a stumbling stone has to return to the end of the line.
7. The team that completes the memory verse first wins. Challenge the students to memorize the verse.


- ☐ ① **Jew or Gentile? (Worksheet).** 🎨, 🦋 Discuss with the students the differences and similarities between Jew and Gentile as they are filling out **ROM08.GF5**.
 - ☐ ➤ **Aim Questions (Worksheet).** 🎨 Have the students answer the Aim Questions about today's Bible Adventure, **ROM08.GF6**.
 - ☐ ➤ **Passage Review Questions (Worksheet).** 🎨, 🦋 This booklet contains many questions from the Scripture passage covered in today's lesson. Students may work on them in class and complete them during the week at home, **ROM08.GF7**.
 - ☐ ➤ **Romans 10:3 (Memory Verse Song).** 🎨 Words and music for today's memory verse are available upon request from Children's Ministry.
-



Took:




- ☐ ② **Gospel Foot Book (Craft/Take-Home).** 🎨, 🦋 Each student will need:
ROM08.GF8 Pgs. 1-4 duplex-copied onto colored paper
 scissors
 stapler or small brads
 Have the students fold their booklets in half. They may be cut out on the outside edges of the foot if desired and then stapled or fastened with small brads. Review the Gospel message with the students and encourage them to share the Good News of Jesus Christ with family and friends.
- ☐ ① **God's Olive Tree (Craft).** 🎨, 🦋 Each student will need:
ROM08.GF9 Pgs. 1 & 2
 1 small metal brad
 glue stick
 scissors
 crayons or markers
 Have the students cut out the tree parts on **ROM08.GF9 Pg. 2** and assemble them onto **ROM08.GF9 Pg. 1**. Have them insert a metal brad to show where the believing Gentiles are grafted in. The students can then color the tree and its parts. While the students are assembling their crafts, the teacher can discuss how, in Romans 11, Paul used a figurative example of grafting to show the Romans what happened to the unbelieving Jews and how Gentiles were grafted into God's olive tree to produce fruit for Him.
- ☐ ➤ **Romans Hand Motions (Review).** 🎨, 🦋 Teach this week's hand motions that go along with the overview and incentive program of the Romans Medallion-Mobile as described in the HOOK time. This will facilitate the memorization of the outline and key verses for the book of Romans. Refer to **ROM05.GF13** for the appropriate hand motions.




A Stumbling Stone...the Law



Family Olive Tree








Stumbling Block Maze

God gave the Israelites the Law so they would see their sin and depend on Him for salvation. However, they were so busy paying attention to their efforts to keep the Law that they missed what God was trying to tell them. It was as if they were marching down a path focusing on their own ability to keep the Law and overcome sin. When God “placed” Jesus Christ in their path, they stumbled over Him and did not acknowledge Him as their Savior. They kept on marching, focusing on their own good works instead of trusting in Jesus. That is why Paul called Jesus the “stumbling stone” in Romans 9:32,33. As you work your way through the maze below, ask yourself if you may be “stumbling” over Jesus Christ by doing your own thing instead of trusting in Him.



“Since they did not know the righteousness that comes from God and sought to establish their own, they did not submit to God’s righteousness.”

Romans 10:3

Jew or Gentile?

The Apostle Paul was a Jew. God chose him to be a messenger to the Gentiles. In the boxes below, mark what Paul said about the Jews with a "J" and "G" if it applies to the Gentiles. Be careful because it may apply to both or not at all.



Jew or Gentile	
	They do not have the law. Romans 2:14
	They are all under sin. Romans 3:9
	They did not pursue righteousness. Romans 9:30
	They pursued their own righteousness. Romans 10:3
	They were grafted into God's olive tree as a wild olive shoot. Romans 11:17
	They were broken off of God's olive tree because of unbelief. Romans 11:20
	They had temple worship, the covenants, and God's promises. Romans 9:4
	They are saved by faith. Romans 10:9-13
	They stumbled over the stumbling stone (Christ). Romans 9:31-33
	They were saved by God to make others envious. Romans 10:19, 11:11
	Christ is their Lord. Romans 10:12
	They were disobedient to God. Romans 11:30-32
	They are saved by keeping the Law. Romans 3:28

Aim Questions

Answer the following questions about today's Bible Adventure.

1. Why was Jesus called a “stumbling stone”?
2. How did the Israelites reject God?
3. What did God tell Elijah when he thought he was the last believer left?
4. How did God sovereignly use Israel’s rejection?
5. Does God remain faithful to Israel?
6. How does one become a part of God’s family?

God used the sin of Israel to save the rest of the world, and by doing so will also rescue more of His people Israel by allowing them to become jealous because of His relationship with Gentiles. This remnant of Israel that becomes jealous will turn to God through Jesus and be restored.



“Since they did not know the righteousness that comes from God and sought to establish their own, they did not submit to God’s righteousness.”

Romans 10:3

What difference is there between Jew and Gentile in the process of salvation? (10:12-13)

Is the Gospel necessary? (10:14-15)

What is Paul saying about the Jews and Gentiles? (10:18-21)

Did God reject His people? (11:1)

Who is Paul a descendant of and what tribe is he from? (11:1)

What did Elijah appeal to God for? (11:2-3)

What was God's answer to His prophet? (11:4)

Why did the elect believe God and not Israel? (11:6-8)

What was King David's comment regarding those who would not believe God? (11:9-10)

Did all of the Jews fall away from God? (11:11)

How did God use the Jews' failure? (11:11-12)

What did Paul say part of his ministry to the Gentiles was intended to do? (11:13-15)

In verse 16, what is Paul saying about the Jews and Gentiles? (11:16-17)

What is Paul's warning to the Gentiles? (11:18-21)

What two words does Paul use to describe God's relationship with believers and unbelievers? (11:22)

Is there still hope for the Jewish nation? Why or why not? (11:23-24)

To what does Paul refer to as the mystery? (11:25-27)

List the character qualities of God in this section of Scripture. (11:26-32)

Answer Paul's questions in vs. 34-35 using all that you have learned in Romans 9. (11:34-35)

Passage Review Questions **Romans 10-11**

What was Paul's desire for the Jews? (10:1)

What is the problem with the Jews' zeal? (10:2)


How did the Jews respond to God's righteousness? (10:3)

Describe righteousness between Jesus and the Law. (10:4)

How does Moses describe righteousness by the Law? (10:5)


Describe righteousness by faith. (10:6-9)

What role does Paul say your "heart" and "mouth" play in the process of salvation? (10:10)

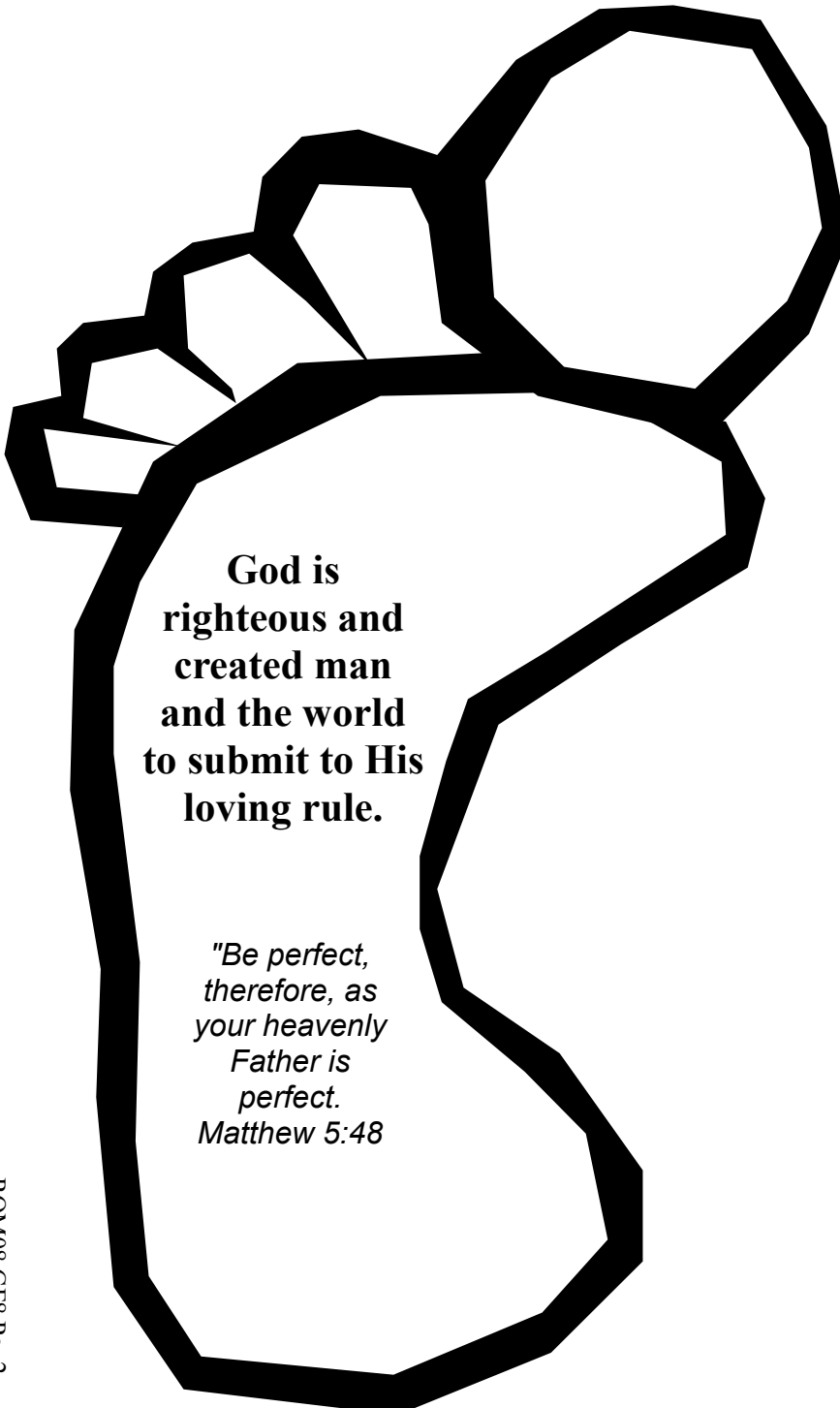


adapted from:

**WHO'S MY KING?
WHO'S IN CHARGE?**



**Gospel
F
o
o
t
Book**



**God is
righteous and
created man
and the world
to submit to His
loving rule.**

*"Be perfect,
therefore, as
your heavenly
Father is
perfect.
Matthew 5:48*

What must I do?

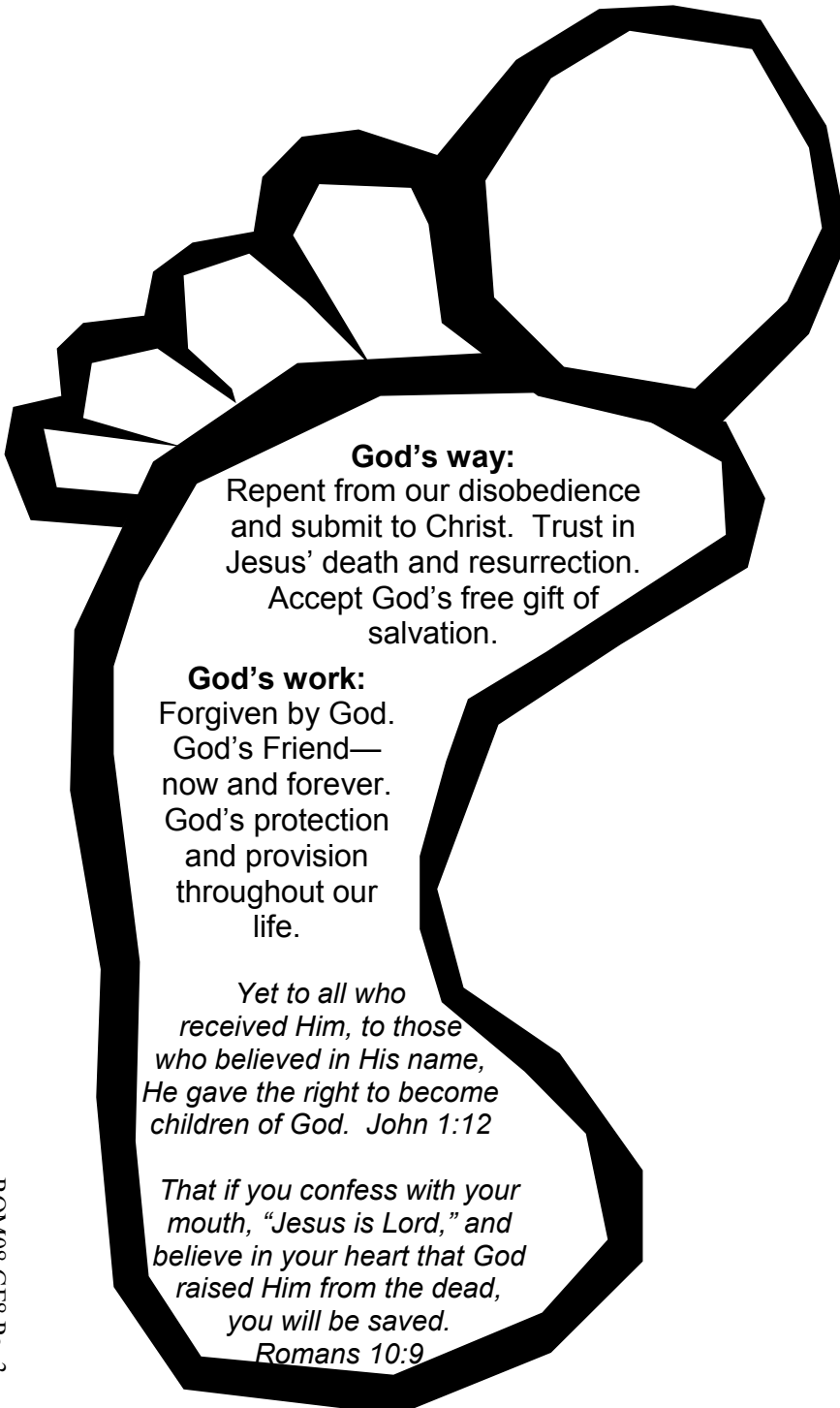
Pray
for God to change me so
that I may:

Submit to Jesus
as my ruler.

Rely on Jesus
for forgiveness and
eternal life.

Prayer:
*Dear God,
I have disobeyed
You and don't
deserve Your gift of
eternal life. I need
your forgiveness for
my sins.*

*Thank you for sending your Son to
die for me that I may be forgiven.
Thank you that He rose from the
dead to give me new life. Please
forgive me and change me, that I
may live with Jesus as my King.
Amen.*



God's way:

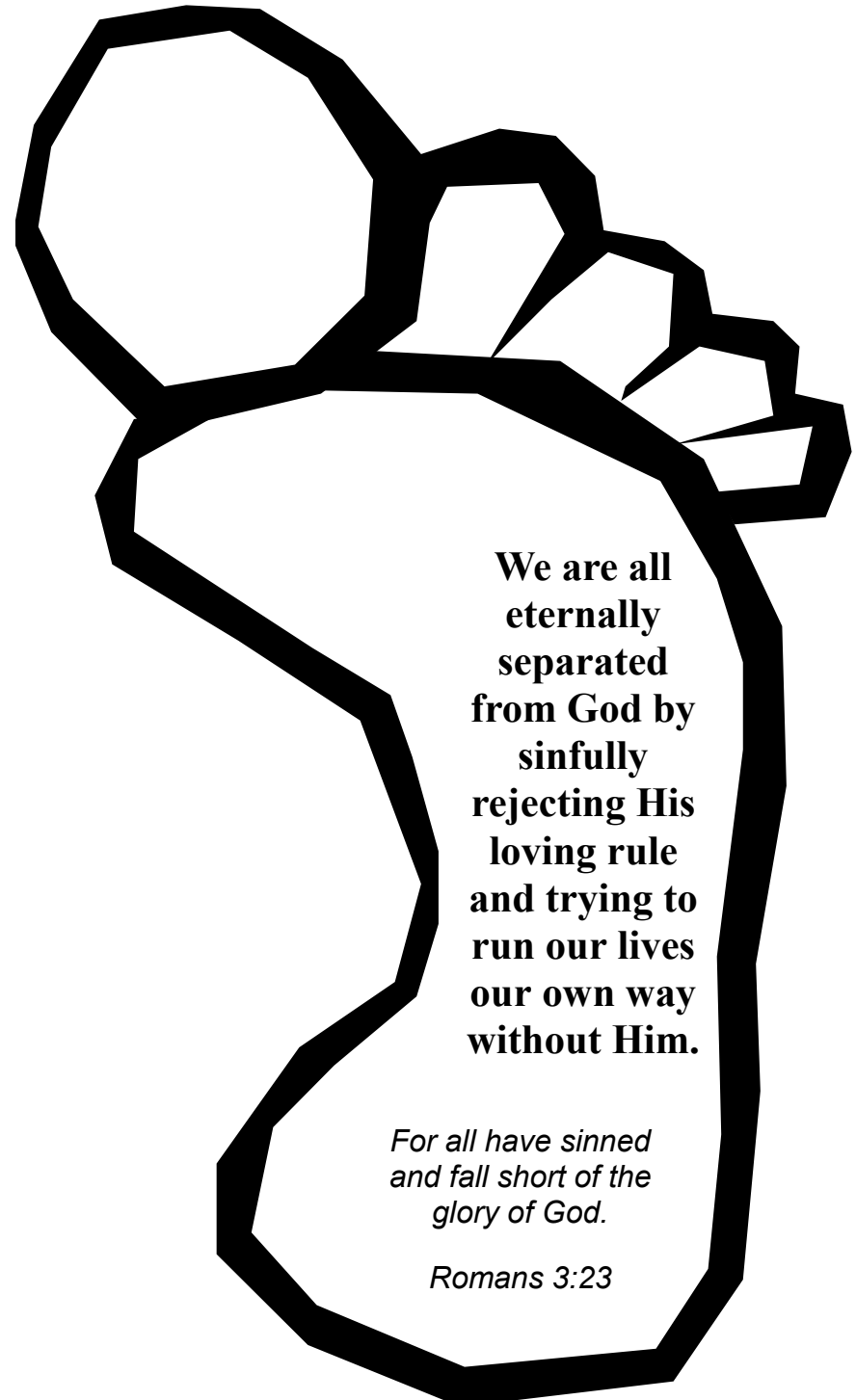
Repent from our disobedience and submit to Christ. Trust in Jesus' death and resurrection. Accept God's free gift of salvation.

God's work:

Forgiven by God. God's Friend—now and forever. God's protection and provision throughout our life.

Yet to all who received Him, to those who believed in His name, He gave the right to become children of God. John 1:12

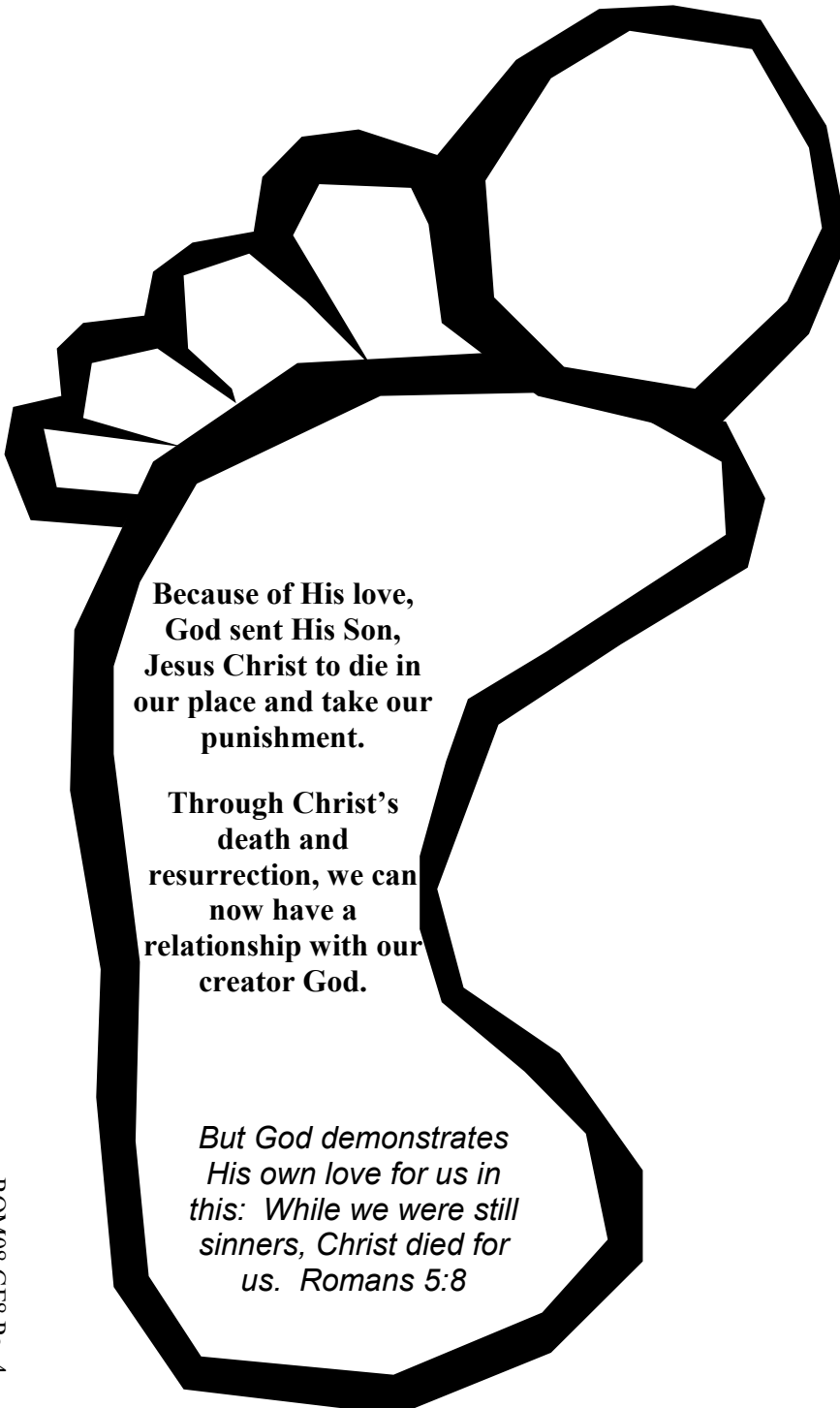
That if you confess with your mouth, "Jesus is Lord," and believe in your heart that God raised Him from the dead, you will be saved. Romans 10:9



We are all eternally separated from God by sinfully rejecting His loving rule and trying to run our lives our own way without Him.

For all have sinned and fall short of the glory of God.

Romans 3:23



**Because of His love,
God sent His Son,
Jesus Christ to die in
our place and take our
punishment.**

**Through Christ's
death and
resurrection, we can
now have a
relationship with our
creator God.**

*But God demonstrates
His own love for us in
this: While we were still
sinners, Christ died for
us. Romans 5:8*

Our way:

Reject Jesus as our ruler.
Try to run life our own way.
Try to please God through
our own works.

Consequences:

Condemned by
God. Separated
from God—now
and forever.
Without God's
protection and
provision

*For the wages of
sin is death, but the
gift of God is
eternal life in Christ
Jesus our Lord.
Romans 6:23*

God's Olive Tree

The process of grafting consists of inserting a graft or a young shoot from one tree into another tree. To do this, a useless limb is removed and healthy limb grafted in so as to produce fruit.

In this way, a tree which bears no fruit, or whose branches are decaying, may be well again and become valuable. The ancient root or stock of Abraham was good, but in the time of the apostles, the branches—the Jews—had become decayed and unfruitful, and therefore broken off. The Gentiles were grafted into this stock to produce fruit for God.

