

September 8, 1996

Obadiah

4's, 5's & K

3OBA01PK

God Is Loyal to His Children!

Materials I Need:

Memory Work:

The Prophet - *Obadiah*

The Principle - *God is loyal to His children.*

The People - *Children of Esau*

God's Attribute - *God is loyal.*

Aim Questions:

1. Who did God choose to lead His people, Jacob or Esau? (Jacob)
2. Who did Esau choose to obey and be loyal to, himself or God? (Himself)
3. What did Esau and his family act like most of the time? (Not loyal, fighting)
4. What prophet told Esau's children to be loyal to Jacob's children? (Obadiah)
5. Who does God want us to be loyal to? (Him and our family)
6. What will we act like if we are loyal to God and our family? (Helping and sticking by them)

 Hook:

"Obadiah the Prophet" Center: (3OBA01PKGF1) Order the cardboard box with Obadiah's picture glued to the front and with the mouth cut out. Let the children throw bean bags into the mouth of the prophet. Tell the children that prophets told others exactly what God wanted them to say. They used their mouths to tell of God's promises. Have the children repeat the name Obadiah before they throw the bean bag. After several repetitions, ask the children to say, "Obadiah says God is loyal to His children."

"Edom" Center: (3OBA01PKGF2) Ask for the large map of the Middle East from the Children's Department. This map will be used every week. The children will add details and review the "lay" of the land. This week, start out by telling the children that a map shows where places are. Our Bible story will tell about a city called Jerusalem. It will also tell about a place called Edom. Show where these places are located. You might want to let the children color the land mass brown. Let the children make "mud" hills from the dough recipe that follows. Place their finished hills onto the map at Jerusalem and Edom. Explain to the children that the children of Jacob lived around Jerusalem and the children of Esau lived in Edom. **Homemade Mud Recipe:** 1 cup flour; 1/2 cup salt; 1/3 cup unsweetened cocoa powder; 1/2 cup water. Stir all ingredients together until moistened.

"Children of Esau" Center: (3OBA01PKGF2) Ask the Children's Department to provide a little set of men, preferably with some soldiers. Pretend some of the men are the children of Jacob and some are the children of Esau. Don't let the action get out of hand, but role play fighting siblings. Then have a puppet who is the prophet Obadiah, come between the men. Have the children sing the song, "Obadiah Was a Prophet." This might be a good time to sing "Ain't Gonna Fight No More." Put the soldiers on the map, the children of Jacob around Jerusalem and the children of Esau around Edom.

- Team Spirit for Clean Up:** Divide children into teams according to colored arm bands they wear. Give each team different orders for clean-up today. Talk about how a loyal team member will act and help with the project.
-

- Puppet Center:** Puppets might discuss their loyalty to each other: Using several teachers and puppets, have the puppets talk about their time in the closet (box) during the week. They stick by each other no matter what happens. They could talk about a recent visit they had to a school. They saw teams preparing and working hard together. They saw loyal team players who came to every practice. They saw loyal coaches who helped the players learn the game. As the puppets leave, they express the value of loyalty and how they want to stick together.

- “Getting Acquainted” Song Center:** Because the children will be new to this class at the beginning of the Bible School year, it might be fun to sing some get acquainted songs. You will find the words for the songs “Together, We’re Glad,” and “Where Is Brian?” in the “Prophets Songs for Preschool” book.

- Get the Wiggles Out and Transition Time:** Each team will do aerobic exercises with their coach, who leads them to their chairs in the circle.
-



Book:

Presentation Ideas -

- Bring a pom pom to wave at the beginning. Talk about being a loyal fan to the team by cheering them on.
- (3OBA01PKG4 & 3OBA01PK5)** Ask the Children’s Department for pictures of Abraham, Sara, Isaac, Jacob and Esau. Use the **GF4 & GF5** pictures of the Children of Jacob and the Children of Esau when you come to the part of the story that talks about Esau’s children acting like their dad. Notice the unhappy, quarreling looks they have on their faces.
- Use a picture of a team, such as the 3OBA01PKG3 football team, as you talk about being a team player. This page can be used later to reinforce the idea of being a loyal member of God’s “team.”
- Bring a mask of Obadiah for the teacher to wear. Using masking tape, reinforce the sides of the 3OBA01PKG1 picture of Obadiah and add string to make a mask. Use this throughout the morning when you say, “Obadiah says God is loyal.”
- Show a Bible and ask whose words are in the Bible. Are God’s Words always true? God gave His words to men called prophets in the Old Testament. Show the Old Testament part of the Bible.
- Opening Prayer:** Dear Lord, You are our teacher. Thank You for Your Bible. Help us now to learn about the prophet, Obadiah. Amen.

Bible Adventure -

(Pretend to be at a ball game cheering your team to victory. Wave your hands or pom pom, join in the cheers, and clap.)

What am I doing? Where do you think I am when I act like this? Some of you are going to a school this fall and your school will have a team. Maybe you have a brother or sister who plays on a team and you often go to watch. You cheer for them and show you care by being there. You are loyal when you stand by to help and support your team or your brother or sister. You are loyal because you love them and want the best for them. You are loyal when you think of others before you think of yourself. You might say, "I would really like to play with Ryan today but I want my sister to know I think she is important, too." You are a good team player if you support and help the other team players. You are a good family team player if you love and help the others in your family. I want to tell you about a family in the Bible. Tell me later if you think they were good team players. Tell me if you think they were loyal to each other.

Long ago, God chose Abraham and his wife, Sara, to be His holy people, called the Israelites. They were on the Israelite family team. God promised blessings for His holy people. God promised them a

home on a holy hill, called Jerusalem. God said, "I have chosen to love you and take care of you. I will always be loyal to you. I will always be there for you. I will stick by you no matter what happens. I will keep my promises to you."

Abraham and Sara were a lot like your dad and mom except they lived in a tent in Israel. They loved and obeyed God. They had a family like yours. God gave Abraham and Sara a son named Isaac. God was loyal to Isaac and kept His promises. God gave Isaac twin sons named Jacob and Esau. Jacob liked cooking and indoor work, while Esau liked to hunt outside. They were different but they were on the same family team. You will find out that one of them didn't stay on that family team.

God said to Isaac and Rebekah, "I choose Jacob to lead my holy people. Esau will serve Jacob." Esau didn't want to serve his brother. Jacob wasn't always a good brother and Esau hated him. Esau was not loyal to God and didn't want to obey God when he told him to serve his brother. Esau wanted to serve himself, not God nor his brother. Esau was proud. He thought of himself first. Was Esau a good team player? No, he wasn't loyal to God. He didn't want to obey and serve his brother. He didn't want to support and help him. When we don't listen to God and are not loyal to obey God, things aren't right in our hearts and things aren't right in our family. It hurts God and it hurts our family team.

When Esau grew up and had his own family, who do you think the children acted like most of the time? Yes, they had the same attitude as their dad. Esau's children didn't want to be loyal to God and they didn't want to serve Jacob's children. They didn't want to be on God's family team. If the Israelites, Jacob's family, needed help, Esau's people just watched them. In fact, Esau's people fought with their relatives all the time. They were glad when Jacob's children got hurt. They tried to steal things from them. They were not loyal to God's chosen people, the Israelites.

God saw everything that happened. God loved His people, His family team of Israelites. God always keeps His promises. God is the loving, loyal judge. He is loyal to goodness and will destroy or judge evil. God sent a man to the children of Esau with a message. I want you to meet this man. His name is Obadiah. (Have a male teacher put on the Obadiah mask as he sits in the story circle. Your conversation could go as follows.)

Teacher: Obadiah, tell us what your job was for God.

Obadiah: I was a prophet for God. I took God's words and message to the children of Esau for Him. I loved to worship and serve God. I was on God's team and God was a loyal "coach."

Teacher: What was the message God had for you to tell the children of Esau?

Obadiah: You are disobeying God. You are not being loyal to God or to the sons of Jacob. You will be punished for hurting God's people. It is wrong to laugh and be glad when Jacob's children get hurt. It is wrong to steal things from God's children. God will keep His promises to the Israelites. They will worship God on His holy hill, Jerusalem.

Teacher: Thank you for telling us that, Obadiah. It is great to get to know you. It is good to read your book in the Bible. I am glad you were a prophet and took God's message to the people. You were a good, loyal team player.

Let's think of things that might be loyal. Your pet dog is loyal some of the time but is he loyal when he doesn't feel good or when he gets lost? Is he loyal to come every time you call him? No, he can't be loyal all the time. Think of a clock. It is usually loyal in telling you the correct time. When might your clock not tell you the right time? Yes, maybe the electricity stopped and so the clock stopped. Maybe your clock is broken and can't tell time. No, your clock can't be loyal all the time either. Your grandma, grandpa, mom and dad love you and are as loyal as anybody can be, but they can't always be with you every minute.

God is more loyal than anybody because He is always there to help us. God sticks by His children. God wants us to be loyal too. God wants us to be loyal to Him and treat His family the same way. It is right to help our friends and relatives. It is right to think of others before we think of ourselves. It is right to be glad when others are happy and blessed and have good things happen to them. It is right to be sad when God's children and family members are hurt. It is right to be there to help your brother or sister.

In your family, are you sad when your brother or sister is hurt? Do you ever hurt them? Do you help them even if they are not being very nice to you? Do you think of pleasing your brother or sister before you please yourself? If you have asked Jesus into your life, you are in God's forever family. You are on God's team. God is always loyal to His children and He wants us to be loyal too.

Prayer: Dear God, Thank You for being loyal to Your people. Thank You for being loyal to me, a member of Your family because I have Jesus in my heart. Thank You for giving Your words to Obadiah. Your words are true and You are a promise keeper. I love you, Lord, and want to be loyal to You as You are to me. I need Your help. Thank You. In Jesus' name, Amen.



Look:

- Divide the class into two teams. Have the teams cheer back and forth, "We are loyal, yes, it's true! We are loyal, how about you?" When it is their team's turn, the children can grasp hands as though "sticking together." You may want to then divide the class into two teams, the "Children of Jacob" and the "Children of Esau." The children of Esau could chant something like, "We're not loyal, no, we're not. We aren't loyal, how about that!" Quickly move back to the "We are loyal" theme, ending with all the children in the class grasping hands to stick together.
- Pull names out of a basket and let that child tell ways he or she can be a loyal family member at home.
- Acting Center:** Divide the children into at least 4 teams, giving each a situation to act out. Some ideas would be: (1) You are at your friend's house and he is asked to pick up the toys in the back yard. You could leave and go home but you decide to help your friend first. (2) Someone in your class is saying things about your friend and you tell them the truth in support of your friend. (3) Your family has a job to do at home and you tell your dad and mom that you want to help so it can get done faster. (4) You get mad at your brother and want to fight him. You remember that the Bible says not to go to bed angry and to be forgiving. You go to your brother and say you are sorry before you go to bed that night. (5) Think of your own situations that might pertain to your class.
- "Loyal Hat" Craft Center: (3OBA01PKG6)** Make paper hats and decorate with stickers, stars, glitter, markers, etc. Write the words "God's Loyal Team" on the front.
- "Loyal Like God" Coloring Center: (3OBA01PKG7)** Help the children color the picture of the loyal children. They can affix heart stickers to show that loyal children love each other and try not to hurt each other. On the top of the worksheet are the words "Dear God, help me be a loyal friend."
- "God Sticks With You" Activity Center: (3OBA01PKG8)** Glue several strips of Velcro around the outside of a sponge. Tape pictures from 3OBA01PKG8 randomly to a large piece of felt cloth. Let the children throw the Velcro sponge at the cloth that has been mounted to the wall. The Velcro sponge will stick to the cloth next to one of the pictures. God sticks by His people. Have the children identify the picture that is closest to the sponge that was thrown and tell how they are being loyal. Pray for the class missionary when the sponge lands near their picture.
- Acting like Jacob or Esau's Children: (3OBA01PKG9)** Using pictures of siblings fighting, looking proud and laughing at the other, ask the children "Who does this remind you of? Yes, Esau's children."
- Snack Center:** Stick graham crackers together with chocolate frosting for a snack. Talk about loyal friends and how they stick together. Remind them that Jesus is loyal; He will always stick with them.

Songs:

- Obadiah Was A Prophet** (Tune: "If You're Happy & You Know It")
Obadiah was a prophet sent from God. (Clap, clap)
Obadiah was a prophet sent from God. (Clap, clap)
Obadiah was a prophet,
Obadiah was a prophet,
Obadiah was a prophet sent from God. (Clap, clap)

Obadiah went to tell Esau's sons, (Clap, clap)
Obadiah went to tell Esau's sons, (Clap, clap)
God is loyal to His kids; the sons of Jacob, they are His.
Obadiah went to tell Esau's sons. (Clap, clap)

If you're happy God is loyal, clap your hands! (Clap! clap!)
If you're happy God is loyal, clap your hands! (Clap, clap)
God is loyal to His kids; you can be one of His!
If you're happy God is loyal, clap your hands! (Clap, clap)

God Is So Good (Second Verse: "God is so loyal.")

Loyal We Will Be (Join hands in a circle and sing to "Farmer in the Dell")
Loyal we will be. Loyal we will be. Hi, ho, around we go. Loyal we will be.
Think of others first. Think of others first. Hi, ho, around we go. Loyal we will be.
God's forever loyal. God's forever loyal. Hi, ho, around we go. Loyal we will be.

Jesus Loves the Little Children

I Ain't Gonna Fight No More
(Tune: "It Ain't Gonna Rain No More")
I ain't gonna fight no more, no more.
I ain't gonna fight no more.
When I play, I'll share my toy.
I ain't gonna fight no more!

I ain't gonna push no more, no more.
I ain't gonna push no more.
When I play, I'll take my turn.
I ain't gonna push no more!

I ain't gonna grab no more, no more.
I ain't gonna grab no more.
When I play, I'll be polite.
I ain't gonna grab no more!

Help me play, my Lord, my Lord.
Help me play, my Lord.
Teach me how to be a friend
And I'll have fun, my Lord.





Took:

Loyal Tracing Center: (3OBA01PKGF10) Help the children trace the word LOYAL. Brainstorm with them some ways that show God is their perfect loyal friend.


"Loyal Member of God's Team" Pennant Center: (3OBA01PKGF11) Decorate pennants that say "I am a loyal member of God's team!" Each child can give the definition of the word loyal as they wave their pennant. Loyal means sticking by someone. God sticks by us every minute of the day. We want to stick with God and His Word and we want to stick by those in our family. Let the children pray for each one in their family by name.

Review the AIM questions by letting the children pull them out of a jar. Inside the jar might also be copies of the word "loyal." If a child pulls out an AIM question, he or she may answer it. If the word loyal is chosen, the child can give the definition (sticking with) or a way that they can be loyal to their family this week.

 Let each of the children put on the Obadiah mask and say, “Obadiah says God is loyal to His children.” Then let each child thank God for being loyal to him and his family.

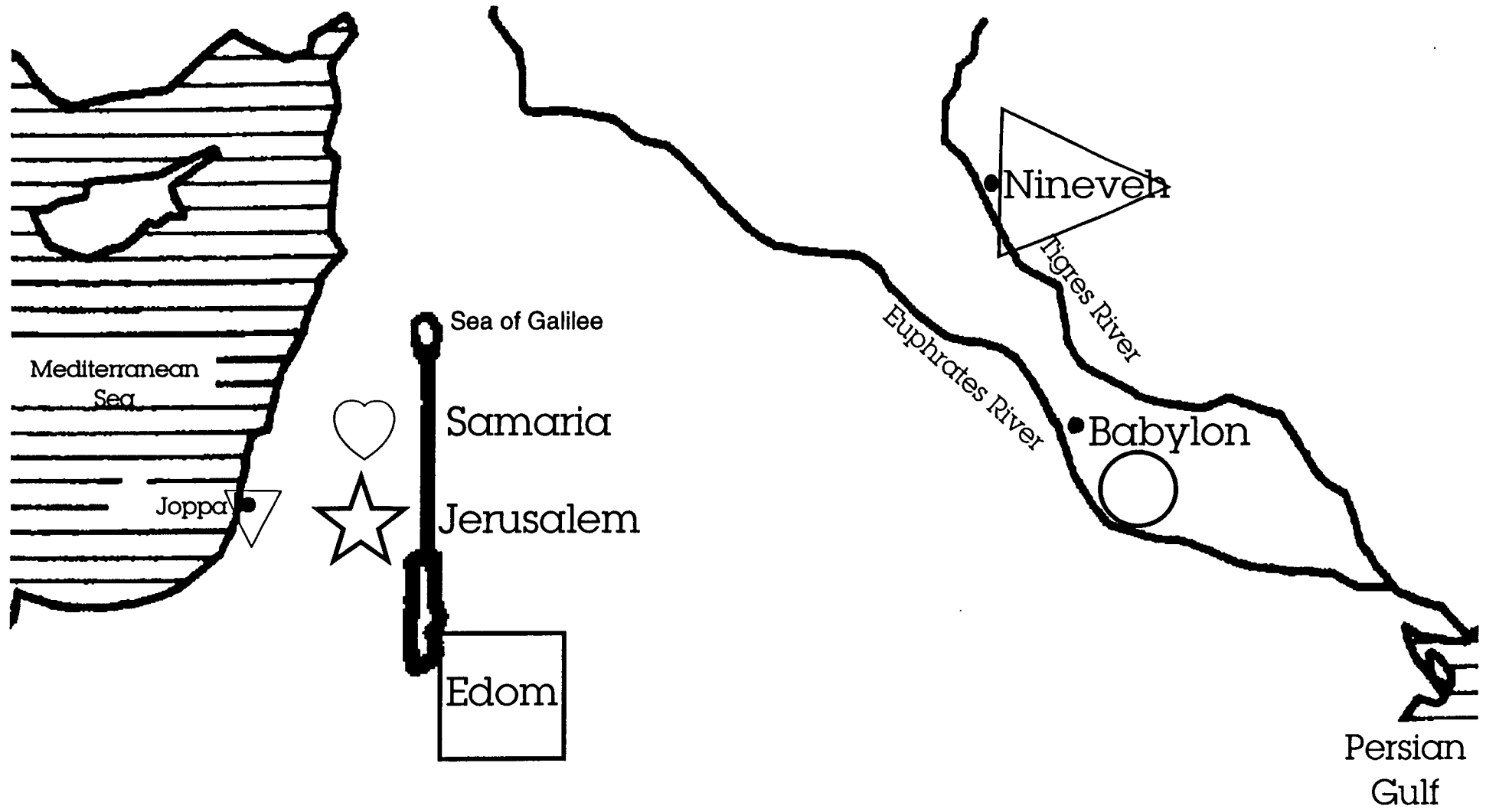
 **Match Game:** Using the pictures from 3OBA01PKG8, make two sets of picture cards. Mix up the cards and place them face down. One child chooses two cards and turns them face up to see if they match. If they don't match, both cards are turned face down. The next child chooses two cards, trying to remember where former cards are located. When a child chooses two picture cards that match, he keeps those cards. Children keep choosing cards until there are no more cards left. The one who has the most cards, wins the game. Talk about the meaning of the cards as they are turned over. Other pictures can be used as well.


Obadiah says,



"God is loyal to His children."

Map of the Middle East during the time of the Prophets






Talk about the things in the picture that show loyalty on God's team.

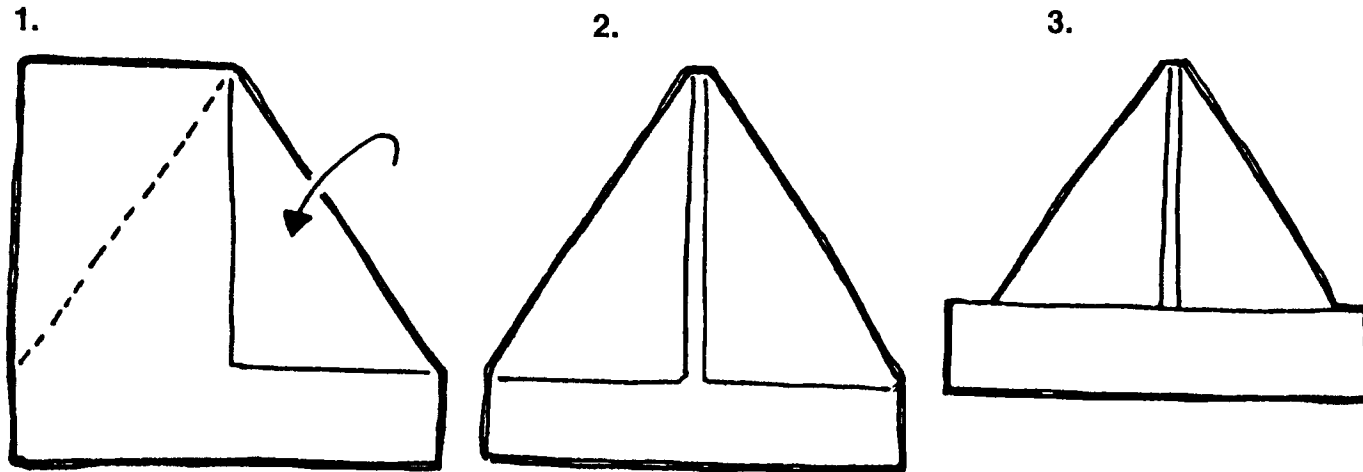
Children
of
Jacob



Children of Esau



Loyal Hat Craft Center



- Materials:**
1. White construction paper (11" x 17")
 2. Stapler
 3. Glue (optional)

- Directions:**
1. Fold the paper in half with the open end at the bottom.
 2. Fold down the right and left corners, leaving a 1" space between corners.
 3. Fold up the front and back 1 1/2" to meet the corners.
 4. Glue or staple the "God's Loyal Team" strip on the hat.




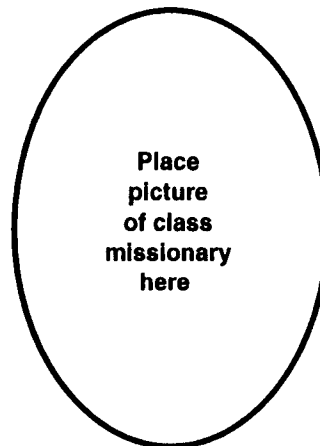




God's Loyal Team

Dear God, help me be a loyal friend.







Color the picture of the loyal children to match the clothes you are wearing today.
Put heart stickers on each child to show that loyal children stick by each other.

30BA01PKGFB



30BA01PKGFB

Do these pictures remind you of things the children of Esau might do?
Try drawing a picture in the box that shows people being loyal like God?

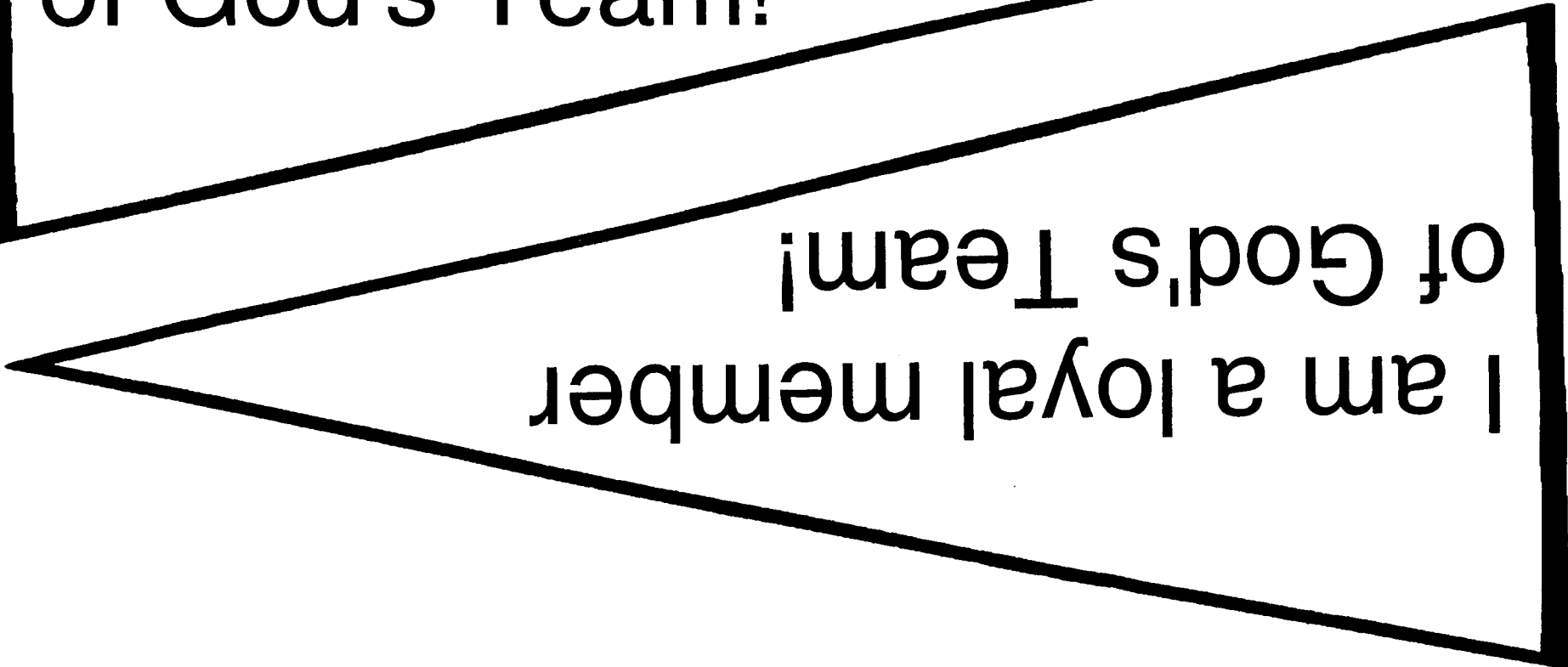


Obadiah says
God is

LOYAL



I am a loyal member
of God's Team!



I am a loyal member
of God's Team!

Minor Prophet Roll Call

First Ho - se - a, se - cond Jo - el, third comes A - mos on this roll.

O - ba - di - ah num - ber four, Je - nah, Mi - eah, add two more.

Na - hum gives us num - ber se - ven, then He - bek - luk makes a e - ven.

Ze - pha - ni - ah num - ber nine, Hag - gal, ten. We're do - ing fine.

Ze - cha - ri - ah says good - bye, as we end with Ma - ia - chi.

You may prefer to use this song as a rhythmic chant. Seat children in a circle. Say the words together and on every other beat, clap your hands together, slap your knees, or snap your fingers.

Where Is Brian?

Teacher Where is (Bri-an)? *Child* Where is (Bri-an)? Here I am. Here I am.

Teacher and Children We are glad to see you. We are glad to see you. We love you. We love you.

*Name of child to whom you are singing.

Together

We're glad we are to - geth - er, to - geth - er, to - geth - er, We're

glad we are to - geth - er. We're here in our church. There's

Ry - an* and Mol - ly* and Er - in* and Pat - rick.* We're

glad we are to - geth - er. We're here in our church.

We're Glad

(Er - ic's) here; (Sa - ra's) here. We're glad we are to - geth - er.

(Mar - ta's) here; (Ja - son's) here. We're here in *sun - ny weath - er.

*rainy, snowy, windy, etc.