

Materials I Need:

Memory Verse:

Remember all the commands of the Lord, that you may obey them. Numbers 15:39

Attribute of God emphasized in this lesson: God is faithful to take care of His people.

Aim Questions for 2's & 3's:

1. **Did God faithfully take care of the Israelites in the desert?** *(Yes. God sent manna every day for forty years and He kept the Israelites' clothes and sandals from wearing out.)*
2. **Did God ask Moses to count the Israelites again?** *(Yes. There were many Israelites.)*
3. **What was the name of the new leader God gave the Israelites?** *(Joshua)*
4. **Did some of the Israelites want to build their homes where they were, on the east side of the Jordan River?** *(Yes. The land in Moab was good for their animals.)*
5. **Did the Israelites wear blue tassels on their robes to remind them to obey God's commands?** *(Yes)*
6. **Do you want to obey all of God's commands?** *(Yes. Review the memory verse.)*

Aim Questions for 4's, 5's & K:


1. **How did God faithfully take care of the Israelites in the desert for forty years?** *(God sent manna every day for forty years and He kept the Israelites' clothes and sandals from wearing out.)*
2. **Why did God ask Moses to count the Israelites?** *(It was almost time to go to the new land of Canaan. The land would be divided based upon the number of families in each tribe.)*
3. **Who did God choose as the new leader for the Israelites?** *(God chose Joshua.)*
4. **Where did the men of Reuben, Gad, and Manasseh want to live?** *(The men of Reuben and Gad asked Moses if they could build their homes on the east side of the Jordan River, in Moab.)*
5. **What did the Israelites wear on their robes that would remind them to obey all of God's commands?** *(The Israelites wore four tassels with a blue chord.)*
6. **Do you want to obey all of God's commands?** *(Yes. Review the memory verse.)*


Key for symbols:

- This box symbol represents ideas that can be used for two-year-olds through kindergarten. Please remember to slow down the pace for two-year-olds and keep the pace moving for five-year-olds.
- ② This symbol represents ideas that are best used for two- and three-year-olds.
- ④ This symbol represents ideas that are best used for four-year-olds through kindergarten.

Hook:

- Sandal Center:** As the children come into class, let each child draw around his foot on a piece of cardboard. Write the child's name on his sandal. Talk about how the Israelites wore sandals in the desert. They walked and walked in their sandals.

 **Building Block Center:** Using wood, cardboard or plastic blocks, have the children build houses and walled cities. In today's Bible Adventure, the Israelites camped next to the promised land of Canaan and were eager to start building homes for their families.

 **Numbers Center:** Bring magnetic numbers and board or use a metal chair on which to move the numbers around. The children can make long or large numbers and have the leaders read them. When the Israelites arrived at the Jordan River, they were next to the land of Canaan. The Lord told Moses to count the Israelites one more time. The total number of men twenty years old or more was 601,730. Counting the women and children, the number was even higher.

② **Moses on the Mountain Center:** Make a soft pile using a bean bag chair and several large pillows. You could borrow the slide from the nursery. Help a child to climb up onto the pile, stand balanced on the top, and shade his eyes, pretending to look into the land of Canaan. In today's Bible Adventure, the Lord tells Moses to go up a mountain and look across the river to the land of Canaan. Moses would die before going into the promised land but he did get to look at the wonderful place God was giving His people.

② **Fighting the Giants:** Bring an inflatable, weighted, stand-up toy to class for the children to take turns boxing and hitting over. The Israelites needed to start thinking about fighting the giants in the land of Canaan.

④ **Counting Exercises:** Give children several items to manipulate and count, like beans, coins, cotton balls, blocks, and toy people. Also provide them with a piece of construction paper that you have divided into sections with a marking pen. Ask them to separate out a certain number of an item and place these on a designated section of the paper. The Bible Adventure today is about people being counted and placed on sections of land in family groups.

④ **Counting the Cities Center: (1NUM04ECGF4)** Ask the children to put star stickers on the six cities of refuge on the GF4 map. Let the children count their city stars several times. Tell the children to listen for this number in the Bible Adventure.

④ **Forty Years in the Desert: (1NUM04ECGF7)** Count the forty squares on the GF7 piece of paper. Let a child point to the squares as you count them together. See if the older children can fill in the blank numbers on the page. They will need help, but it is a fun counting exercise. Tell the children that the Israelites wandered in the desert for forty years.

④ **Count the Israelites:** Before class, make one paper chain of twenty people and another paper chain of twelve people by folding a piece of paper accordion fashion. Cut a simple outline of a person through all thicknesses so that their arms are joined one to another. Count the men on the twelve chain and tell the children that Moses asked twelve men to help him count all the Israelite men who were twenty years and older.

④ **Grumbling Puppets:** To remember how the Israelites grumbled in the desert, have two puppets talk to each other, grumbling about everything including their food, clothes, friends, etc.

④ **Bean Bag Game: (1NUM04ECGF8)** Enlarge the GF8 pictures of faces so that each face fits on an 8 1/2" X 11" piece of paper. Tape the faces on the floor with some spaces in between the papers. Talk about which of the GF8 faces might look like the faces of the grumbling Israelites in the desert. Ask the children which face God wants His special people to have. Ask one child at a time to try to get his three bean bags to land only on the happy face. We don't want to be grumblers like the Israelites in the desert. We want to be happy with what God has given us.

④ **Building Blocks, Houses, and Rivers:** Let the children build houses out of blocks or bricks this morning. Place masking tape on the floor for a river and instruct them to all build on one side of the river. They will hear about some Israelites who wanted to build houses on one side of the Jordan River. Using masking tape on the floor, designate different areas. Divide the children into family groups and ask them to go stand on their area. While there, they can pretend to be building houses, cooking, and cleaning. Do these motions to music and freeze when the music stops.

④ **Counting Relay:** Place forty crayons (or other easy-to-handle objects, like popsicle sticks) in each of two containers on one side of the room. Divide the class into two teams that line up on the opposite side of the room from the container. When the teacher gives a signal, the children take turns sliding their feet through the "sand" to the container, counting out four objects, and placing them into

another empty container. Ask the children to then tiptoe back to the end of their line of children. The team that finishes moving all forty of its crayons to the other container first, wins. The forty years that the Israelites walked in the desert are over and they are ready to go into the Promised Land.

- ④ **Magazine Picture Hunt:** Ask the children to make a mural from pictures of rivers and beautiful countryside. The Israelites were ready to cross the Jordan River to go into the promised land of Canaan.



Book:

Presentation Ideas -

- Color and mount the **1NUM04ECGF1, 1NUM04ECGF2, 1NUM04ECGF3, and 1NUM04ECGF4** pictures on construction paper. Show them as you tell the Bible Adventure. Save your Numbers pictures to use during the book of Deuteronomy.
- Wear sandals today and talk about how the Israelites walked for forty years in the desert. Their sandals never wore out. Neither did their clothes. God was taking good care of the Israelites.

Bible Adventure for 2's & 3's-

Walking! Walking! Walking! Walking in the desert. (*Hold up the cloud from 1NUM01EC and have the children move their feet as though walking. Show the sandals that you are wearing.*)

(*Show the GF1 map.*) The Israelites had walked all over the desert for forty years. In all those forty years of walking, no Israelite's sandals or clothes ever wore out. (*Deuteronomy 29:5*) No shoes or shirts got holes in them for forty years! God faithfully took care of the Israelites in the desert. He sent manna every day for forty years so that the Israelites always had food.

The Lord said to Moses, "Count the Israelites one more time because it is almost time for the people to go to the promised land of Canaan." (*Count to ten.*) Moses and Eleazar got help from the family leaders and counted all of the men. (*Have the children count to three.*)

After the Israelites were counted, the Lord said to Moses, "Go up this mountain and look across the river. (*Put your hand over your eyes as though looking into the distant sun.*) You will see the land of Canaan." Oh, it was a beautiful land, but Moses knew that he couldn't go to the new land. He had disobeyed God in the desert. Only Joshua and Caleb could go with all the young Israelites who were growing up.

Moses said to the Lord, "After I die, the Israelites need a good leader to help them remember to obey all Your commands. Who will lead the people?"

(*Show the GF2 picture.*) The Lord said to Moses, "Joshua will be the new leader. He loves Me with his whole heart. Lay your hands on him in front of all the Israelites, and he will lead the people after you are gone." Moses obeyed all the Lord's commands and laid his hands on Joshua in front of the tabernacle.

(*Show the GF3 picture.*) Some of the Israelite men, who had many animals, saw that the land around them in Moab was good for their animals. They came to Moses and said, "Can we have this land for our homes rather than going across the Jordan River into the land of Canaan?"

Moses said, "If you will fight the giants across the river in Canaan along with your brothers, then you may build your homes here."

(*Show the GF4 map. Draw houses on the Reuben, Gad, and Manasseh part of the map.*) Some of the men started building houses right where they were. It was a good land that God had promised them and the Israelites were happy to begin settling the land.

Prayer: Dear God, You were faithful to take care of the Israelites in the desert, giving them food and water. You are faithful to us today, too. Thank You, in Jesus' name, Amen.

Bible Adventure for 4's, 5's & K-

Walking! Walking! Walking! Forty years of walking in the desert. (*Have the children open and shut their hands four times as you say, "Ten, twenty, thirty, forty years!"*)

(*Point to your sandals.*) Did you know that in all those forty years of walking, no Israelite's sandals or clothes ever wore out? (*Deuteronomy 29:5*) It's true. No new shoes or shirts in forty years. God faithfully took care of the Israelites in the desert. He sent manna every day for forty years so that the Israelites always had food. They got bored with the food, and complained about the food, but it was always there for them, and it kept them alive.

By now in the Bible book of Numbers, all of the older Israelites had died, the ones who hadn't trusted God to take the land away from the giants who were living in the land of Canaan. Aaron had died and his son, Eleazar, was now helping Moses as priest. Soon, Moses would die, too.

(Show the GF1 map and point to Moab.) The Israelites were camped at Moab, by the Jordan River, across from Jericho.

The Lord said to Moses and Eleazar, "Count the Israelites one more time because it is almost time for Me to take the people into the promised land of Canaan. Count the people so that you will know which families are larger and need more land." *(Count to ten.)* It was a big job to count all the Israelite men, so Moses and Eleazar got help from the family leaders. They counted all of the men who were over twenty years and older.

After the Israelites were counted, the Lord said to Moses, "Go up on this mountain and look across the river. *(Put your hand over your eyes as though looking into the distant sun.)* You will see the land that I have given the Israelites. After you see it, you will die on the mountain." Moses knew that he couldn't go to the new land. He had disobeyed God in the desert. Only Joshua and Caleb could go with all the young Israelites.

Moses said to the Lord, "Will you appoint a man to lead the people so that they will not be like sheep wandering around without a shepherd?" Moses knew the people needed a good leader who cared about them and prayed for them.

(Show the GF2 picture.) The Lord said to Moses, "Take Joshua, a man full of the Spirit of God, and lay your hands on him. Have him stand before Eleazar the priest and all the Israelites. Give him some of your authority so that the whole Israelite community will listen to him and obey him." Moses obeyed all the Lord's commands and laid his hands on Joshua in front of the tabernacle.

(Show the GF3 picture.) The men of Reuben, Gad, and Manasseh, who had very large herds of animals, saw that the land around them in Moab was good for their animals. So they came to Moses and said, "Can we have this land rather than going across the Jordan River into the land of Canaan?"

Moses thought that these three families were trying to get out of fighting the giants, so he said, "Shall you sit here while your brothers go to war and fight the Canaanites? That sounds like what your fathers said forty years ago and had to be punished in the desert for forty years. No, don't turn away from following the Lord or you will bring more punishment on us all."

The men of Reuben, Gad, and Manasseh said to Moses, "We are not trying to get out of fighting. We will go with our brothers to fight in the land of Canaan, but in the meantime, we would like to build houses here for our wives and children. We will return and live here after everyone is settled in the new land."

(Show the GF4 map of the twelve tribes. Draw houses on the Reuben, Gad, and Manasseh part of the map east of the Jordan River.) Moses said, "If you will fight along with your brothers as they go across the Jordan River, then you may have this portion of land for your families and animals."

Moses chose twelve men, one from each of the twelve Israelite family groups, to help him assign the new land of Canaan to the families. *(Point to several sections of the GF4 as you show where the various families would live.)*

God asked Moses to give towns to the Levites because they would not receive a regular section of land as their own. The Levites received forty-eight towns as their own property where they could live and have pasture for their animals. Six of those Levite towns were called "Cities of Refuge." *(Point to the starred cities on the map.)* We will hear more about the cities of refuge in the land of Canaan. God was taking care of all of His people.

Prayer: Dear God, You were faithful to take care of the Israelites in the desert, giving them food and water. You are faithful to us today, too. Thank You, in Jesus' name, Amen.



Look:



Numbers Review Booklet: (1NUM04ECGF6) Let the children color the pictures in their booklets as you talk about the book of Numbers. Fold the page in fourths so that the number one page is the beginning of the booklet. Sing one or more of the songs, including the memory verse song that is written on the first page of the booklet.



Snack: Serve the numbered cookies found in the large jar of alphabet cookies from Costco. The Israelites were counted again, according to the book of Numbers, before going into the promised land of Canaan. The families with more people would be given more land on which to live.

Aim Questions: Put the questions on 3" X 5" cards and, using the magnetic numbers, place them on the metal board or chair with the appropriate number for that question.

Snack by River and Joshua Celebration: Let the children eat their snacks (small peanut butter sandwiches) out of paper bags sitting on a blanket on the floor beside the river and Promised Land mural. Pretend to be Israelites camped by the river getting instructions for their next move. Ask a teacher to put on a coat and pretend to be Moses carrying a stick. He can get instructions from God to appoint "Joshua" as the next leader who loves God and takes care of the people as they cross over to the Promised Land. Place his hand on him and give Joshua a hat to wear!

Settling Canaan Activity Page: (Tents from the 1NUM01ECGF5 lesson and 1NUM04ECGF9)
Show the children how to put 1NUM01ECGF5 tent stickers on the map, in the section called Moab. This is where the Israelites were waiting and where they were counted in the book of Numbers. Let the children put GF8 house stickers on the Reuben, Gad, and half tribe of Manasseh land east of the Jordan. The GF5 and GF9 pages can be copied onto 1" X 2 5/8" laser labels to make stickers. The Israelites were beginning to build homes in the new land. Have the children sing the second verse of "We Worship God" so that they will remember that God is faithful.

Discussion of Fear: The Israelites camped near the Jordan River and looked over into the land of Canaan. They remembered that the people of Canaan were big and strong; they called them giants. They were ready to obey God this time and go into the land of the giants with God's help. Ask the class some of the following questions about fear. "What are some of the things that you are afraid of? Why are you afraid of these things or people? What should you do when you are afraid? To whom can you go when you are afraid? Did God want the Israelites to be afraid of the giants? Are we to obey God even if it makes us afraid sometimes? Does God help us when we are afraid to obey Him?"

"Giants of Canaan" Game: Place two twelve-foot-long masking tape lines parallel on the floor two feet apart. This will represent the Jordan River. A couple of leaders (giants) will stand in Canaan. The children (Israelites) will stand away from the river and face the leaders. Place several bean bags or other soft objects between the tape lines (in the river). The object of the game is for the children to get the bean bags without the giants tagging them. If they are tagged with a bean bag in their possession, they hand the bag to the leader and won't get credit for capturing it. Neither group can cross or step into the river. Encourage the children to go in groups to distract the leaders and come back with as many bean bags as they can. Repeat as time allows.

"Walk Through the Book of Numbers" Activity:

The Israelites walked for forty years,	<i>(Walk in place.)</i>
And in that time there were many tears.	<i>(Rub eyes.)</i>
Moses obeyed what God had said,	<i>(Shake finger.)</i>
Manna was gathered and all were fed.	<i>(Bend over and pick up manna.)</i>
They followed the cloud both day and night,	<i>(March in place.)</i>
Their shoes never wore out. What a sight!	<i>(Lift shoe and check bottom.)</i>
Feasts were honored by the Israelites.	<i>(Wave grain over head.)</i>
They gave to God without any fights.	<i>(Hitting motions with fists.)</i>
The holy tabernacle the Levites kept,	<i>(Draw outline of building in air.)</i>
In it no one was allowed to step.	<i>(Gingerly step forward.)</i>
Forty years and they reached the Promised Land.	<i>(Cheer!)</i>
Canaan looked so good after all that sand!	<i>(Shake off feet.)</i>

Promised Land Puzzle: (NUM04ECGF4) Talk about the land that Moses saw when he went up on the mountain and looked out across the river. It was beautiful and grew a lot of crops with good food to eat. Talk about Moses asking God for a leader for the people. After coloring each of the twelve sections a different color, cut the page into four to six sections to make a puzzle. Provide envelopes for the children to color and decorate to carry their puzzles home.

London Bridge Memory Verse Review: As you sing to this tune the following words, include the names of the children who are caught when the "bridge" falls down.
Do you know your Bible verse, Bible verse, Bible verse?
Do you know your Bible verse? Do you, Jane, Jerry, and Philip.
Yes! ____, ____, and ____! Remember all the commands of the Lord, that you may obey them.
Numbers 15:39.

- ④ **Memory Verse Review Game:** On the other side of a masking tape river, hide several pictures and include a picture of the Promised Land. After finding a picture, each child sits down and finds out who found the Promised Land. Let that child wear a “Joshua” hat for the rest of the day. Let him lead the children in saying the memory verse while marching around the room.

Songs:

- Memory Verse Song** (tune: “Ring Around the Rosie”)
Remember the comma-ands
Of the-e Lo-ord.
Numbers 15:39

- Numbers 15:39, Memory Verse Song** (tune: “If You’re Happy and You Know It”)
Remember the commands of the Lord. (*Shout, “And obey!”*)
Remember the commands of the Lord. (“And obey!”)
Remember the commands, remember the commands,
Remember the commands of the Lord. (“And obey!”)

- We Worship God** (tune: “God Is So Good”)
We worship God, we worship God,
We worship God, God is Ho-o-ly.

We worship God, we worship God,
We worship God, God is fai-aithful.

- Action Song:** (tune: “Farmer in the Dell”)
To the Promised Land, to the Promised Land. (*Walk in place with arms swinging.*)
Hi, ho away we go, to the Promised Land.
Our shoes don’t wear out. Our shoes don’t wear out. (*Shake feet every time you say, “Shoes.”*)
Hi, ho away we go, to the Promised Land.
God provides the manna. God provides the manna.
Hi, ho away we go, grumbling ‘bout the manna!
Moses leads the people, Moses leads the people. (*Choose a child to be Moses in the center of the circle.*)
Hi, ho away we go, to the Promised Land.
God chose a leader. God chose a leader. (*Moses comes out and “Joshua” goes in.*)
Hi, ho away we go. Joshua is our leader.
Reuben and Gad help fight. Reuben and Gad help fight. (*Pretend to be fighting with fists.*)
Hi, ho away we go, ready to settle down. (*Everyone sits down on the floor.*)
God was faithful to us. God was faithful to us.
Hi, ho, here we are, in the Promised Land.


- Israelites Begin Building:** Go through the motions of “Johnny Works with One Hammer,” using the name Gad instead of Johnny. Repeat, using Reuben and Manasseh. Talk about Gad, Reuben, and Manasseh wanting to build on one side of the river before crossing into the Promised Land.



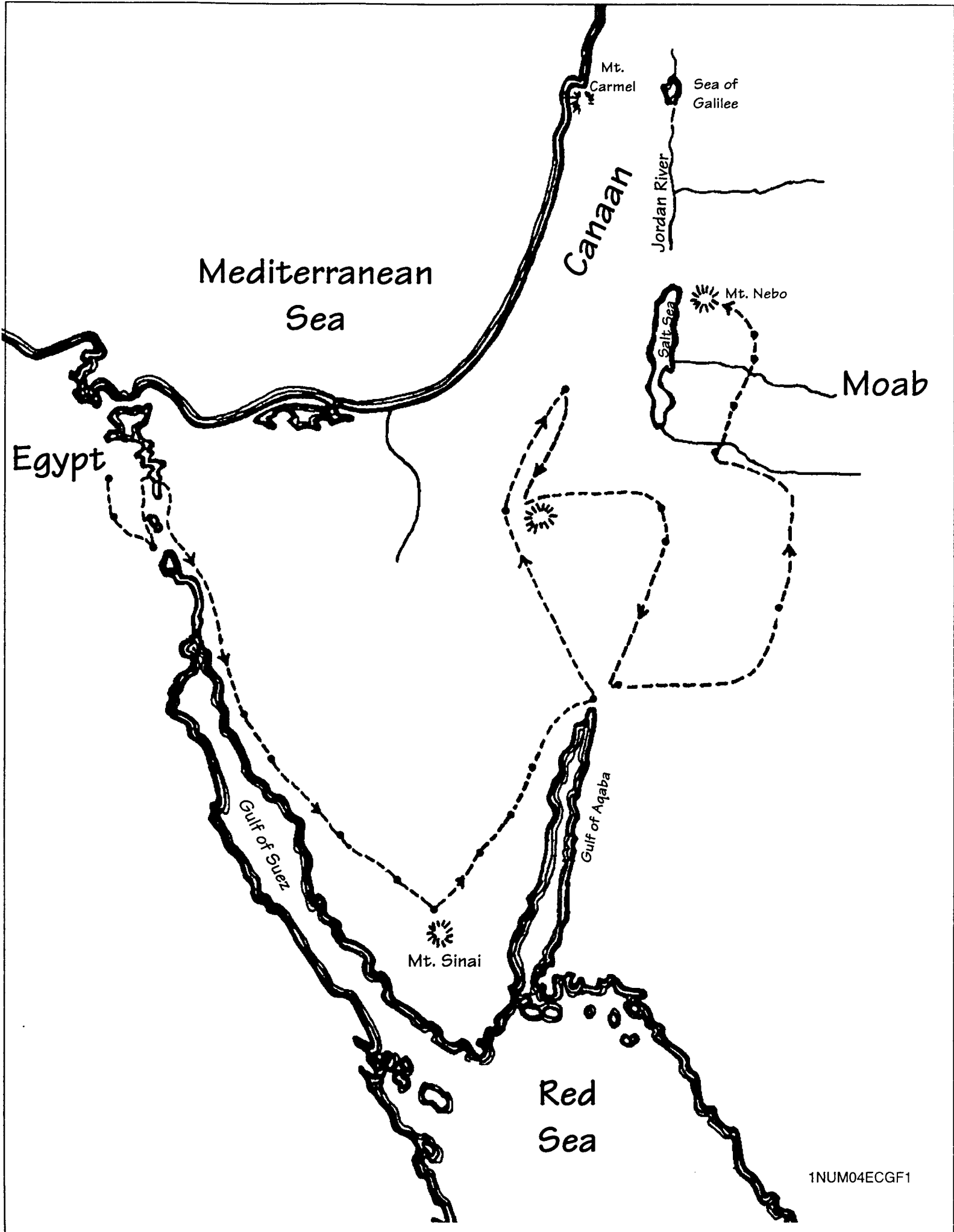
Took:

- "Laying on of Hands" Center: (NUM04ECGF10)** Provide a piece of paper and crayon for each participating child. Have him draw around his hand with the crayon, with the fingers open or closed. Draw several hands with the new ones overlapping the first ones to make a fan design on the paper. When Moses was getting old, he asked the Lord for a man to take his place as leader. The Lord told him to lay his hands on Joshua as a sign to the whole Israelite community to obey him. Let the children glue the GF10 memory verse on their paper.

- Sandal Pin: (NUM04ECGF11)** Before class, cut out one GF11 sandal per child and punch five holes in each. Ask the children to color their GF11 sandals with markers. Let them lace yarn through the holes, as shown in the sample. Pin the yarn bow on the children with a safety pin. This pin is to remember how God took care of the Israelites while they were wandering in the desert for forty years.

 **Coloring Sheet Review: (NUM04ECGF5)** Color the feet and outline the number forty while talking about how the Israelites' shoes or sandals never wore out during the forty-year walk. Using a glue stick, press glue onto the numbers, and over a pan, coat them with oatmeal. Shake off the excess into the pan to be used again. God provided manna for the Israelites while they walked in the desert for the whole forty years.

④ **Moses and Joshua Puppets: (NUM04ECGF10)** Give each child two clothespins or tongue depressors to be their own puppets. They can color them with markers and write a face on them with a pen. With their Joshua and Moses puppets, they can talk about the qualities Joshua had to possess. Then have a celebration when Moses turned over the responsibilities to Joshua and the people began following Joshua's orders. To take the puppets home, give each of the children an envelope with the GF10 memory verse on it.



Egypt

Mediterranean
Sea

Canaan

Mt.
Carmel

Sea of
Galilee

Jordan River

Salt Sea

Mt. Nebo

Moab

Gulf of Suez

Gulf of Aqaba

Mt. Sinai

Red
Sea



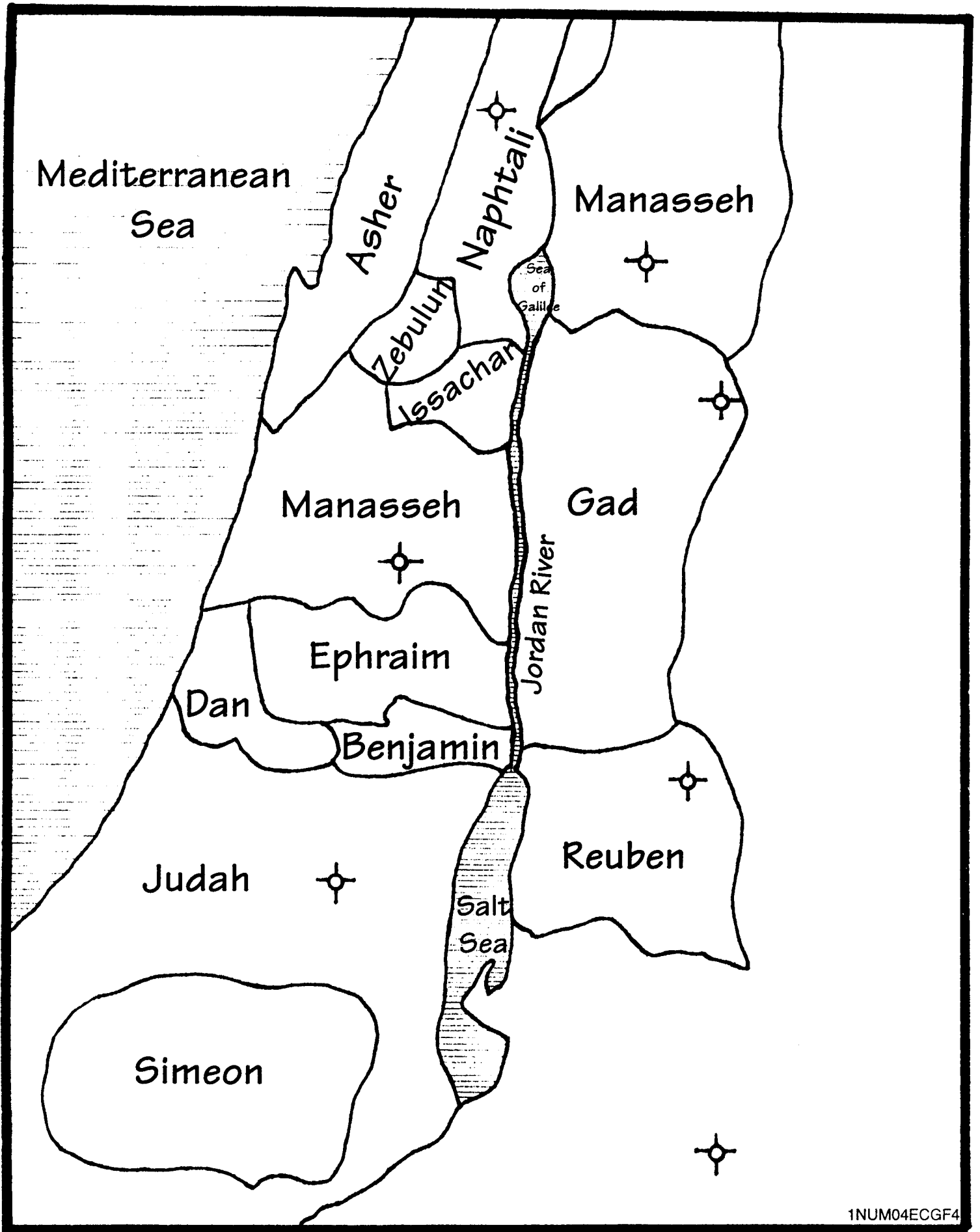
1NUM04ECGF2


God chose Joshua to lead the Israelites. Moses blessed him at the tabernacle.



1NUM04ECGF3

The men of Reuben, Gad, and Manasseh asked if they could build houses in Moab.



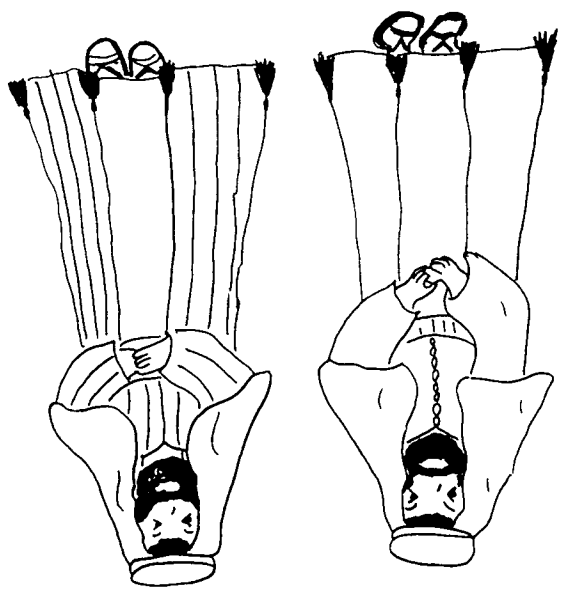


1NUM04ECGF5

Remember all the commands of the Lord, that you may obey them. Numbers 15:39

3.

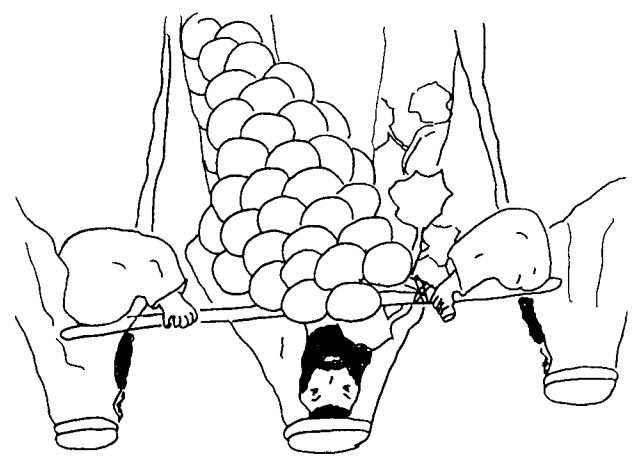
Remember all the commands of the Lord, that you may obey them. Numbers 15:39



God told the Israelites to put blue tassels on their robes to remember and obey.

2.

Remember all the commands of the Lord, that you may obey them. Numbers 15:39



Joshua and Caleb believed that God would be with them in Canaan. The rest of the Israelites did not obey God.


God chose Joshua to be the new leader, and Moses blessed him.



Numbers 15:39, Memory Verse Song
(tune: "If You're Happy and You Know It")
Remember the commands of the Lord. (Shouts, "And obey!")
Remember the commands of the Lord. ("And obey!")
Remember the commands,
Remember the commands,
Remember the commands of the Lord.

4.

God was faithful to lead the Israelites for forty years in the desert.








Memory Verse Song
(tune: "Ring Around the Rosie")
Remember the comma-ands
--of the Lord.
Numbers 15:39


1.

Forty Years in the Desert

Fill in the blank spaces with the appropriate numbers, counting to the number forty.

1	2	3	4	5	6	7	8	9	10
11									
21									
31									





*Remember all the
Commands of the Lord,
That you may obey them.
Numbers 15:39*

*Remember all the
Commands of the Lord,
That you may obey them.
Numbers 15:39*

*Remember all the
Commands of the Lord,
That you may obey them.
Numbers 15:39*

*Remember all the
Commands of the Lord,
That you may obey them.
Numbers 15:39*

*Remember all the
Commands of the Lord,
That you may obey them.
Numbers 15:39*

*Remember all the
Commands of the Lord,
That you may obey them.
Numbers 15:39*

*Remember all the
Commands of the Lord,
That you may obey them.
Numbers 15:39*

*Remember all the
Commands of the Lord,
That you may obey them.
Numbers 15:39*

*Remember all the
Commands of the Lord,
That you may obey them.
Numbers 15:39*

*Remember all the
Commands of the Lord,
That you may obey them.
Numbers 15:39*

*Remember all the
Commands of the Lord,
That you may obey them.
Numbers 15:39*

*Remember all the
Commands of the Lord,
That you may obey them.
Numbers 15:39*

*Remember all the
Commands of the Lord,
That you may obey them.
Numbers 15:39*

*Remember all the
Commands of the Lord,
That you may obey them.
Numbers 15:39*

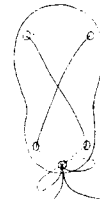
*Remember all the
Commands of the Lord,
That you may obey them.
Numbers 15:39*

*Remember all the
Commands of the Lord,
That you may obey them.
Numbers 15:39*

*Remember all the
Commands of the Lord,
That you may obey them.
Numbers 15:39*

*Remember all the
Commands of the Lord,
That you may obey them.
Numbers 15:39*

Sandal Pin



Sample Sandal

