

Possession of the Land

Materials I Need:

Legend:



= Option 1, Appropriate for 1st – 2nd Grade

= Option 2, Appropriate for 3rd – 6th Grade

Memory Work:

“Take possession of the land and settle in it, for I have given you the land to possess.”
Numbers 33:53

Aim Questions:

1. How many men were numbered in the second census in Numbers?
2. Who was chosen to replace Moses as leader of Israel? What were his qualifications? How did Moses go about finding him?
3. Why did God take out His vengeance against the Midianites? What makes a "holy war" different from a regular war?
4. Which two tribes wanted to remain in the land east of the Jordan? Why did they want to remain there? What was the condition they had to meet first?
5. Think back to the Abrahamic covenant, namely the vision Abraham had in Genesis 15. How did God prove this covenant in the book of Numbers?
6. Is there any sin that you're currently hiding from God? Confess it and find His faithful forgiveness in your life right away!



Hook:



God's Faithfulness to His People (Crossword Puzzle). Review God's covenant with Abraham in Exodus chapter 15, then work through the crossword puzzle as a review of the faithfulness of God to His people, **1NUM04.GF1**. Answer Key: **Across:** 3.) rod; 7.) generation; 8.) leprosy; 9.) fire; 11.) camp; 12.) Joseph; 14.) cloud; 16.) Egyptians; 17.) Moses; 19.) Amalekites; 22.) families; 23.) Balaam; 24.) burning; 26.) Levites; 29.) Aaron; **Down:** 1.) Passover; 2.) commandments; 4.) dwell; 5.) plagues; 6.) ground; 10.) holy; 13.) possession; 15.) quail; 18.) sweet; 20.) grumble; 21.) manna; 25.) census; 27.) slaves; 28.) rock





Milestones in My Life (Graphic Coloring Page). This page, **1NUM04.GF2**, is for the student to draw some sort of timeline or visual representation of the milestones they have encountered in their life. These are major events such as birth, moves, addition of siblings, memorable events, etc. Have them view their lives as if they have been on a journey up until this point. They can list these things or draw arrows with pictures in-between the arrows which represent the major events or milestones in their lives. Today we will hear how God instructed Moses to recall the Israelite's journey as far back as when they left Egypt. We will use this paper later in the TOOK activities, so be sure to have the children take time to complete these properly.





Thorns in My Side (Relay Race). Set up teams for a relay race of some sort (teacher's choice). Run the relay through once under normal circumstances. Now repeat the relay race; however, this time you must do something to impede their progress (such as cause them to run the race with small pebbles in their shoes). God instructed His people to drive out all the inhabitants of the land

of Canaan before they entered, for if they did not do this they would become thorns in their sides (constant irritants).

 **Twelve Tribes Map Review (Cut and Paste).** Using the maps used in Lesson #1 (**1NUM01.GF1 Pgs. 1&2**) for each student, instruct them to color one of the maps using a different color for each tribe. Have them cut out the shapes they have colored and paste them down on the other map in the correct location. This completed map can then be mounted to a piece of construction paper for a more finished look. This exercise is meant to help them remember the names and locations of these 12 tribes. We will be using this information again during the TOOK time.

 **Hide 'n See (Activity).** Here's a game that will help the kids grasp a picture of God's omniscience. Tell the kids that you're going to play the game, "Hide and Seek." But you're going to play it in the room. Be serious about the game the whole time. Ask the kids to hide in the room only. There should be no place for them to hide anywhere! Then count to 10 and find them. Make sure to make the connection between God's omniscience and the game. There is no place that we can hide from His presence and sight. In today's story, one of the truths about God we'll learn is that God is everywhere!


 **God's Omniscience (Discussion).** In today's Bible story, Moses warned some of the Israelites, "Be sure your sin will find you out." What do you think this means? Is there anything that we can possibly hide from God's sight? Why or why not? Look up the following verses: Psalm 32:3-4; 139:1-2, 7. What do these verses say about what God knows? Do you think that there's a sin that we can commit without God knowing it? Now, what will this truth do for our obedience to Him?

 **God's Faithfulness to Israel – Exodus through Numbers (Review Worksheet).** One of the prominent themes throughout the wilderness wandering is God's faithfulness to an unfaithful and grumbling nation. Through the following events and circumstances, trace God's faithfulness to the Israelites from Exodus to Numbers, **1NUM04.GF3**.



Book:

Presentation Ideas –

 **Snack Idea.** Serve cookies baked with 98% of the ingredients. Leave out something small but critical such as baking soda, and explain what happens when we don't follow the instructions exactly. This is a good illustration of God expecting 100% obedience from His people. 98% was not good enough for Him either.

Bible Adventure –

God's people, the Israelites, really struggled in their attempts to be obedient to God. Again and again we've seen them totally ignore what God had told them to do. Again and again we've seen the faithfulness of God as He prepared to lead His children into the land He had promised them. The disobedience the Israelites chose to do had tremendous costs for them. A whole generation of them had to give up their right to enter the Promised Land because of it. The only exceptions were Joshua and Caleb and their families.

For nearly forty years, the people had wandered in the wilderness, until every single one who had been disobedient to God had died. Now God wanted Moses and Eleazar the priest (the son of Aaron, who was now dead) to take a census, or count, of all the people again. They had done a census when they had come out of Egypt, too. They needed to know how many men there were who could fight as they went into the land, so all men over the age of 20 were counted. The total number of men was 601,730. The Levites were not included in this number because they would not be fighting. God had set them aside to care for the Tabernacle. After the census was done, the Israelites cast lots to see which tribe would settle where, once they conquered the land.

God had told Moses that he himself would not enter the Promised Land. He had disobeyed God when the Lord had miraculously provided water for the people from a rock. But God still had a great love for His servant, Moses. He told Moses to go up to the top of Mount Abiram, and there he would be able to see the land God was giving to the children of Israel. God told Moses that after he had seen it, he would

die and be taken to heaven. Moses did not argue or plead with God but showed his heart for the people when he asked that God provide another leader for them so that they would not be like sheep without a shepherd. Even though the people had fought him and had grumbled against him, he still loved them very much. He wanted only the best for God's people, and he wanted them to be obedient, bringing glory and praise to God's name in the Promised Land. God chose Joshua, the son of Nun, who had been Moses' assistant and one of the men who went to spy out the land. The book of Exodus tells us that Joshua spent all his time at the Tabernacle so that he could be near the Lord. When God chose Joshua He said he was "a man in whom is the Spirit." Moses was to pass his leadership on to Joshua in the sight of Eleazar and to all the Israelites so that they would know this was the man God had chosen.

Now Moses taught the young generation of Israelites about the offerings they would be bringing to the Lord throughout the year. God had also commanded them to add some additional offerings as well--Sabbath offerings and monthly offerings.

As one of his last tasks as leader of the Israelites, God told Moses to take vengeance on the Midianites. These were the people who had caused the Israelites to worship a false god in chapter 25 of Numbers. One thousand men from each of the twelve tribes, twelve thousand in all, were sent to Midian, and it was a holy war because God led the army. The Israelites went up against the Midianites and totally destroyed every male and female able to bear children. They also destroyed the five Midianite kings and Balaam the prophet. They took all the livestock of the Midianites back with them, a total of 808,000 sheep, cattle and donkeys. These were divided up among all the Israelites.

During the time the holy war was going on, the tribes of Reuben and Gad came to Moses and the leaders of Israel and asked that they be allowed to settle in the land east of the Jordan, not across the river where the fighting had been taking place. The reason they wanted to do this is that these two tribes had a very great number of livestock, and they thought the land on the east side of the Jordan was perfect for raising animals. At first Moses was angry that they would ask this. The children of Israel had already refused to enter the Promised Land once, and Moses was afraid that if these two tribes did not enter the land, the other people might refuse to enter, too. Moses told them they would be given permission to settle in the land they wanted if they would first go with the rest of the Israelites and fight with them. When all their enemies had been driven out or destroyed, then they could go back to the land east of the Jordan. If they did not do this, they would be sinning against the Lord, and their sin would surely be found out.

The rest of the book of Numbers records God's detailed instructions to His people for the taking of the Promised Land, or Canaan. God commanded that all the Canaanites were to be destroyed or driven out, and all their idols and religious symbols destroyed, too. He warned them not to allow any Canaanites to remain in the land because He knew these people could be a danger to the Israelites. God did not want anything near His people that might cause their hearts to become disloyal to Him. God knows our hearts, too, and how easily we can be pulled away from following Him. When we refuse to deal with sinful habits or allow temptations to remain in our lives, they will pull us away and cause our hearts to grow cold towards God. That's why God calls us to 100% obedience, just as He did with the Israelites. Nothing less than full commitment and obedience to Him will do. Only as we commit totally, with all that we are and have, can we inherit the blessings of God.

God also told His people what the boundaries would be for their new land. The larger tribes would receive larger lots of land, and the smaller tribes smaller lots. The tribes of Reuben and Gad would inherit the land they had asked for. The Levites did not receive an inheritance of land but would live in 48 cities scattered throughout the inheritance of the rest of the tribes. Of these 48 cities, 6 were set aside as "cities of refuge." These were places where an Israelite who had accidentally killed someone could go and be safe. While he was in the city of refuge the Israelites would decide whether the death was truly accidental or if murder had been done. God gave His people very strict rules to use to decide this.

Now God commanded Moses to write down a list of all the places Israel had set up camp from the time they left Egypt to the time they reached the plains of Moab. Moses listed 40 places, the same number of years the Israelites had been wandering in the wilderness. He had faithfully led them those forty years, and, true to His promise to Abraham, God was about to lead them into the land. Not once did God abandon His people or break His promise with them. Did His people live up to their end of the bargain to always do what God asked of them? No--but in spite of their grumblings and their rebellion, God remained faithful to that promise made some 600 years earlier. The promise was sure because God is

sure. He acted according to His own nature and His great love for Israel!



Look:


- Make a Mural of Moses' Journey (Classroom Activity).** Make a classroom mural showing the journey as described by Moses in Numbers 33. Use **1NUM04.GF4 Pgs. 1&2** for reference. Let those students who are artistic draw the pictures of the major events (i.e., leaving Egypt, parting the Red Sea, Marah, Elim, desert scenes, Rephidim, death of Aaron on top of Mt. Hor, tents, mountains, and Canaan across the Jordan River). Have the other students write the names of the places the Israelites stopped. Some students can participate by simply reading the passage. Make sure you use a long enough sheet of butcher paper. Depict the route of travel by drawing little footprints with arrows showing the direction. This does not have to be an artistic accomplishment of museum proportions but simply a fun and active way to allow the students to participate in going through this passage.
- Land of the Tribes and Cities of Refuge (Review Game).** Divide the class in half. Designate the teams by giving them a colored sticker or nametag. The object of the game is to answer enough questions correctly to complete your tribal land map and retrieve all of your teammates back from the cities of refuge. Teams take turns answering questions. You may need to pull questions from lessons as far back as Exodus in order to gather enough. It is estimated that the teachers will need to prepare and have ready 50+ questions. If a question is answered correctly, the team can choose between completing a piece on their map or retrieving one of their players back from a city of refuge. If a question is not answered correctly, one player from that team is sent to one of the six cities of refuge (set up in corners or designated spots within the classroom). The winner is the team that completes their map and has all of their players back. Use **1NUM01.GF1 Pg. 1** or draw larger versions of the tribal land division maps on butcher paper to post at the front of the class. The cities of refuge are: Kadesh, Golan, Ramoth, Bezer, Hebron, and Shechem.
- The Sin Seeps Back In (Discussion).** Why did God instruct His people to totally drive out all of the inhabitants of the land of Canaan? What would have happened if they had left just a few remnants of that culture such as carved images and idols? God knew that the things of that pagan culture would eventually erode away at God's standards for His people and cause them to take their eyes off of Him. This can be demonstrated in a visual way by slowly adding food coloring to a glass of water or talking about what happens when we don't tend our gardens and the weeds creep in and destroy the pretty flowers. God required 100% eradication of the weeds that existed in the Promised Land before He would allow His people to move in.
- Can You Follow Instructions? (Memory Verse Exercise).** Have the students follow the instructions to reveal the message, **1NUM04.GF5**.
- Leadership Qualities of Moses (Worksheet).** What is a "leader?" What makes a great spiritual leader? Who do you think of when you think of a great spiritual leader? Moses was a great man of God. But what exactly was it about Moses that made him so useful for God's service? Use the following worksheet to apply the characteristics of godly leadership, **1NUM04.GF6**.
- God Made a Promise to You (Worksheet).** God made promises to us. We can hold tight to these this week as we seek to obey Him in all areas of our lives, **1NUM04.GF7**.
- Passage Review Questions (Worksheet).** This booklet contains many questions from the Scripture passage covered in today's lesson. Students may work on them in class and complete them during the week at home, **1NUM04.GF8**.





Took:

- Evaluating Your Journey Through Life (See LOOK Activity).** Using the "Milestones in My Life" paper (**1NUM04.GF2**) done during HOOK time, go back and write times during your life when God


has demonstrated His faithfulness to you.

 **Who are Your “Spiritual Heroes?” (Discussion)** Spiritual “heroes” are men and women of the faith who exemplify Christ-likeness in their lives. They are examples and models for us to pattern our lives after. In fact, the Bible calls us to follow the leadership of spiritual “heroes” (Heb. 13:7). Who is your spiritual hero and why? What spiritual character qualities do you admire about them? As we’ve learned about the life and leadership of Moses, what is the one character quality you most admire about him?


 **100% Obedience (Discussion/Worksheet).** Use the worksheet **1NUM04.GF9** to talk about our shortfalls in obedience and focus toward God. Divide the right hand circle into sections representing percentages of distractions, habits, and temptations that take us away from our godly focus. List those specific shortcomings within those sections so that you know the areas where you are weakest. At the bottom of the page, there is space for ways to help you work toward 100% obedience. We are all working toward that goal.

 **You Can’t Hide Your Sin from God (Skits).** The Reubenites and the Gadites thought they might like to settle on the east side of the Jordan River and not enter the Promised Land where all the fighting was going on. Moses said that if they didn’t go and help their brothers fight they would be sinning against the Lord and their sin would find them out. In other words, God knows if you are being obedient or not. Even if you could hide your actions from those around you, you cannot hide your sin from Him. Divide into small groups and give assignments of skits and approximately 10 minutes to prepare. Then take turns doing these very short dramas for each other. The subjects for the skits are ways we try to hide or cover up when we have done something wrong. Sometimes we try to justify our actions, grumble against others, and try to switch the blame or make excuses. Some topics might be:

- ⌚ Cheating on a test
- ⌚ Losing something special entrusted to you
- ⌚ Getting a bad grade
- ⌚ Not being prepared for a test at school
- ⌚ Not putting your bike away and having it stolen
- ⌚ Breaking something and not taking responsibility for it

 **Memory Map (Game).** Work in teams of 4 or 5 students, providing a large blown-up picture of the divided portion of tribal land (see **1NUM04.GF1 Pgs. 1&2**). Don’t include any of the names of the tribes. Remove all other items or graphics used during class that the children might be tempted to look at. When given the signal to begin, each team simultaneously races to fill in all the tribal names on their map from memory. Stop the game after a specified time, and see which team was able to fill in the most names in the correct positions. We’ll see how well they remember from the beginning of this lesson.

God is Faithful Crossword Puzzle




Review God's faithfulness to His people as we have studied in the Books of Exodus, Leviticus, and Numbers. Complete this puzzle with what you have learned.

Across

3. A special sign was given to Aaron to set him apart as the priest after Moses.
7. The older died off and did not get to enter the Promised Land.
8. Miriam contracted this disease when she opposed Moses.
9. God was visible to the Israelites by night in this form.
11. Arrangement of tents around the Tabernacle.
12. God brought this boy, his father, and his brothers to Egypt.
14. God was visible to the Israelites by day in this form.
16. These people gave the Israelites many of the items used for the Tabernacle.
17. This man was born to be used as God's instrument to release His people from bondage.
19. These people were defeated as long as Moses's arms remained in the air.
22. God punished these for Korah, Diathan, and Abiram's rebellion.
23. He was not allowed to curse Israel.
24. God spoke to Moses through this bush.

Down

1. The last plague (death of the first born) instituted this annual celebration, that is still recognized today.
2. Given to Moses on Mt. Sinai.
4. The Tabernacle was the place for God to _____.
5. God brought these upon Pharaoh and the Egyptians.
6. God opened up the waters of the Red Sea, allowing His people to walk on dry _____.
10. A holy God must be served by this type of people.
13. The Promised Land was this for the Israelites.
15. Meat in the desert.
18. God provided this taste to the water at Marah.
20. The Israelites began to do this only three days after crossing the Red Sea.
21. Bread in the desert.
25. God instructed Moses to count the males over 20 years old.
27. The Israelites were _____ for Pharaoh.
28. Moses struck this to bring forth water.



Milestones in My Life

God's Faithfulness to Israel - Exodus through Numbers

Israel's Wanderings	God's Faithfulness
📖 Exodus 14:10-12	📖 Exodus 14:13-14, 21-23
📖 Exodus 15:23-24	📖 Exodus 15:25
📖 Exodus 16:2-3	📖 Exodus 16:13-15
📖 Exodus 17:1-3	📖 Exodus 17:5-7
📖 Exodus 32:1-6	📖 Exodus 32:14
📖 Numbers 11:1	📖 Numbers 11:2
📖 Numbers 14:11-12	📖 Numbers 14:20-22
📖 Numbers 16:1-3	📖 Numbers 16:31-34
📖 Numbers 16:41-45	📖 Numbers 16:46-50
📖 Numbers 21:4-6	📖 Numbers 21:7-9

Moses' Journey



Moses' Journey

(continued)

Listed below are the major events of Moses' Journey and where they occurred.

Rameses	Num. 33:3	Starting point of Exodus
Marah	Ex. 15:23	Bitter water
Rephidim	Ex. 17:1-7	No water
Rephidim	Ex. 17:8-16	A battle
Mt. Sinai	Ex. 20	Ten Commandments
Mt. Sinai	Ex. 40:17	Tabernacle set up
Mt. Sinai	Ex. 40:34-28	God inhabits the Tabernacle
Mt. Sinai	Num 1:1-2	The first census
Mt. Sinai	Num. 9:13	Second Passover observed
Kibroth Hattaavah	Num. 10:12-11:34	Quail given as food
Hazereth	Num. 11:35-12:16	Miriam & Aaron rebel
Kadesh	Num. 13:1-44	Spies are set out
Kadesh	Num. 20:1	Miriam dies
Kadesh	Num. 20:2-13	Moses strikes the Rock
Mt. Hor	Num 20:22-29	Aaron dies
Plains of Moab	Num. 22-24	Balak, Balaam & a wise donkey
Plains of Moab	Num. 26:1-51	A second census
Plains of Moab	Num. 26:12-23	Moses gives the leadership to Joshua
Plains of Moab	Num. 31	Destruction of the Midianites

CAN YOU FOLLOW INSTRUCTIONS?

If you can, you will find out what the message is.

Follow the instructions below.

Write what you find in the box at the bottom of the page.

The word breaks are there for you.

Have fun!!

Cross out all the numbers.

3T54A86K1E4P6O4S79S46ES85SIO58NO7FTH38EL9AN32D1

Cross out all the letters "O" AND "U".

AONUDSETOTULEIONUIOT,

Cross out all the letters "B", "S", AND "M".

BFSORMIBMSHBASMVEGMIBVSENYSMOBU

Cross out every third letter.

“ _____

_____”

The Leadership Qualities of Moses

Look up the following verses on the left-hand side. Match the spiritual character quality on the right-hand side with the right verse by drawing a line from the verse to the character quality. Which of the following qualities do you possess?

Bible Verse

 Exodus 14:13-14

 Exodus 18:8

 Exodus 18:24

 Exodus 32:11-14

 Exodus 32:19

 Exodus 32:25-26

 Exodus 33:18

 Exodus 40:16

 Numbers 12:3

 Numbers 12:9-13

 Numbers 14:19

 Numbers 16:4-5

 Numbers 27:15-17

Spiritual Character Quality

100% obedient to the commands of God

Stands with the Lord and not with sinners

Humble before God and men

Forgives the offenses of others

Righteous anger against sin

Prays for the holiness of others

Desires to see the glory of God

Prays for the forgiveness of others

Trusts God in difficult trials

Cares for the leadership of his people

Teachable to the counsel of others


Trusts God to defend his actions/ motives

Speaks of God's power, not his own

The Apostle Paul in the New Testament was also a great leader for God. In 1 Corinthians 11:1, he summed up his spiritual leadership: "Be imitators of me, just as I also am of Christ."

God Made a Promise to You!

Below is a list of promises that God has made to you. Look up the verses. Read them to yourself. Write down what it is that God has promised to you in each verse. Most of God's promises come with an action of obedience by His people. Write down what personal obedience should happen with God's promise. Pick out the promise that you like best, and write it carefully on the bookmark below. Cut out the bookmark, and use it in your school books this week as a reminder of God's promise to you.



Passage	Promise	Personal Obedience
John 3:16		
Ephesians 2:8		
Romans 8:28		
Philippians 4:6-7		
Proverbs 3:5		
James 1:5		
Matthew 10:32		
Matthew 11:28		

● Promised by God

51. What was to be done with all the carved images and idols and high places of the Canaanites? 33:52

52. What problems would they have if they did not do ALL that the Lord commanded? 33:55

53. Look up these areas in an atlas of Biblical lands:

1. The SOUTHERN boundary of the land the Lord gave to Israel. 34:3-5
2. The WESTERN boundary of the land the Lord gave to Israel. 34:6
3. The NORTHERN boundary of the land the Lord gave to Israel. 34:7-9
4. The EASTERN boundary of the land the Lord gave to Israel. 34:10-12

54. How many of the 48 cities given to the Levites were to be cities of refuge? 35:6

55. Who were the only people who could flee to a city of refuge? 35:11

56. How many cities on each side of the Jordan were to be the cities of refuge? 35:14

57. Were these cities of refuge only for the Israelites? 35:15

To learn more about these cities of refuge and the laws of the land, read Numbers 35:10-34.

Bible Passage Review Questions Numbers 26-36

1. Of the clan of Reuben
how many were there? 26:5-7

2. Of the clan of Simeon? 26:14

3. Of the clan of Gad? 26:18

4. Of the clan of Judah? 26:22

5. Of the clan of Issachar? 26:25

6. Of the clan of Zebulun? 26:27

7. Of the clan of Joseph through Manasseh
and Ephraim? 26:34,37

8. Of the clan of Benjamin? 26:41

9. Of the clan of Dan? 26:43

10. Of the clan of Asher? 26:47

11. Of the clan of Naphtali? 26:50

12. What was the total number of men? 26:51

Fact File - Clan means
descendants.

13. All the Levite males were counted from the age of 1 month
or older. How many were there? 26:62

14. Why were the Levites not counted along with the other Israelites? 26:62

15. All those counted in the first census were dead except for whom? 26:65

16. Did the Lord let Moses look upon the Promised Land? 27:12

17. Who was to be appointed to Moses' place, and how was he given the commission? 27:18-23

18. What were the daily offerings to the Lord to be? 28:3-6

19. What was the grain offering that was to go along with the meat offering? 28:5

20. What was the drink offering? 28:7

21. Was the twilight offering supposed to be the same as the morning offering? 28:8

47. What did the soldiers bring to Moses as an offering to the Lord for atonement? 31:50

48. How much did all these articles weigh? 31:52

49. Name the campsites of the Israelites after they set out from Rameses. 33:5-37,41-47

- | | |
|-----------|-----------|
| 1. _____ | 21. _____ |
| 2. _____ | 22. _____ |
| 3. _____ | 23. _____ |
| 4. _____ | 24. _____ |
| 5. _____ | 25. _____ |
| 6. _____ | 26. _____ |
| 7. _____ | 27. _____ |
| 8. _____ | 28. _____ |
| 9. _____ | 29. _____ |
| 10. _____ | 30. _____ |
| 11. _____ | 31. _____ |
| 12. _____ | 32. _____ |
| 13. _____ | 33. _____ |
| 14. _____ | 34. _____ |
| 15. _____ | 35. _____ |
| 16. _____ | 36. _____ |
| 17. _____ | 37. _____ |
| 18. _____ | 38. _____ |
| 19. _____ | 39. _____ |

50. What did the Lord command to be done to the people living in the land of Canaan? 33:52

42. What were the Israelites to give to the Levites? 31:30

43. How many sheep, cattle, donkeys, and virgin women were left? 31:32-35

___ sheep ___ cattle

___ donkeys ___ virgin women

44. What was the Lord's share of all the plunder? 31:36-40

___ sheep ___ cattle

___ donkeys ___ people

45. What did the half belonging to the Israelites come to?
31:42-46

___ sheep ___ cattle

___ donkeys ___ virgin women

46. Now you get the chance to do some division. You can use a calculator if you like. The Lord made the division of the spoils fair for everybody. Divide the different animals by 50 to figure out the amount given to the Levites.

$$337,500 \text{ sheep} \div 50 = \underline{\hspace{2cm}} \text{ (31:43)}$$

$$36,000 \text{ cattle} \div 50 = \underline{\hspace{2cm}} \text{ (31:44)}$$

$$30,500 \text{ donkeys} \div 50 = \underline{\hspace{2cm}} \text{ (31:45)}$$

$$16,000 \text{ people} \div 50 = \underline{\hspace{2cm}} \text{ (31:46)}$$

Isn't it amazing how fair the Lord is?

22. What was the offering for the Sabbath day? 28:9-10

23. What were the monthly offerings? 28:11-14

24. What offering were they also to present each month to the Lord? 28:15

25. Starting on the 14th day of the first month, what was to be held?
28:16

26. Starting on the 15th day of the first month, what did they eat for seven days? 28:17

27. For the seven days that they were only allowed to eat a certain kind of food, what was the sacrifice for each day to be, and was it made in addition to the regular morning burnt offering? 28:19-23

28. With all these offerings to the Lord, what kind of aroma would it be to Him? 28:24

The Israelites held many more sacrifices that the Lord commanded. They are described in Numbers 28:26 - 29:40.

29. Who were the Israelites going to war against? 31:1-3

30. How many men were going into that battle? 31:4-6

31. What was the name of the priest that was sent with the men going into war, and what did he take with him? 31:6

32. Name the five kings of Midian who were killed in the battle. 31:8

33. Who did the Israelites capture and bring back to present to Moses and Eleazar the priest? 31:9,11-12

34. In verse 14, Moses was angry with the officers. Why? 31:15-16

35. What were Moses' orders in verses 17-18 of chapter 31?

36. What were the men to do if they killed someone or touched the dead? 31:19-24

37. Why were the men to do all this? 31:21


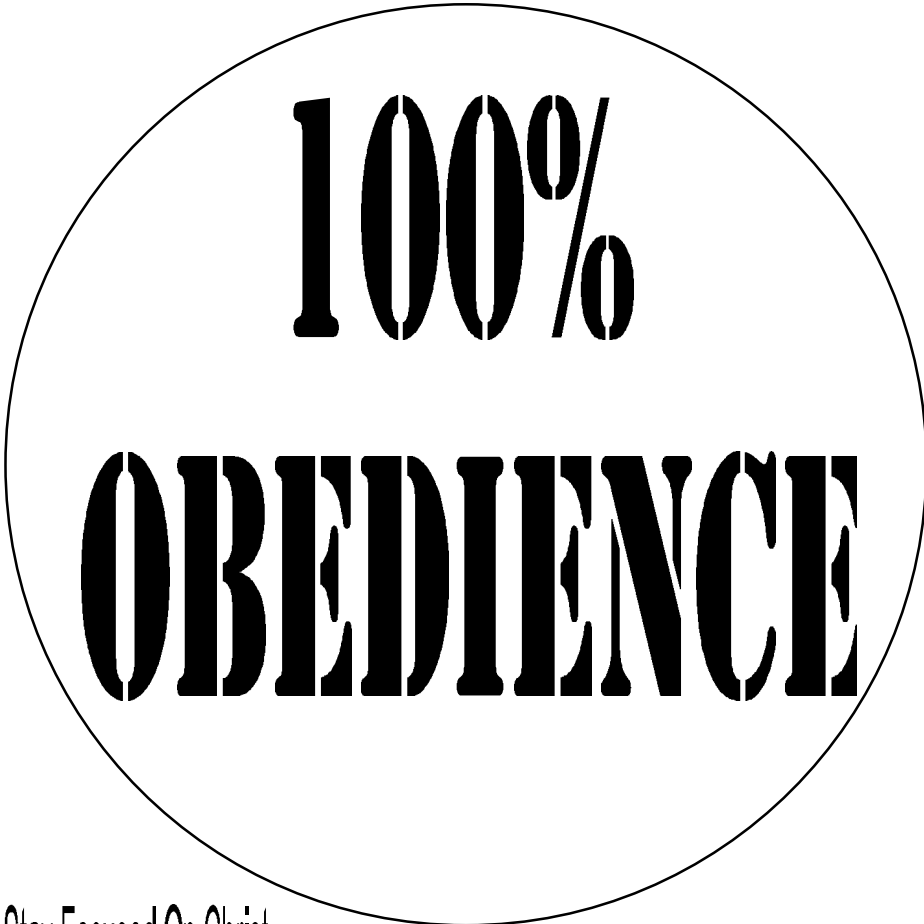
38. How were they to purify all the spoils from the war? 31:22-23

39. On what day could they come into the camp after they washed? 31:24


40. What was to be done with all the spoils that were brought back from the war? 31:26-27

41. What were the soldiers to set aside as a tribute to the Lord? 31:28-29

In Numbers 33:50-56, God tells His people not to allow any of the Canaanite people to remain in the land because He knew these people would be a danger to the Israelites. God did not want anything near His people which might cause their hearts to become disloyal to Him. When we refuse to deal with sinful habits or allow temptations or distractions to remain in our lives, they can pull us away and cause our hearts to grow cold towards God. Nothing less than full commitment will do. Only as we commit totally, with all that we are and have, can we inherit the blessings of God. Divide the circle on the right, in a pie-like fashion, according to how you view your commitment to God. Take into consideration the temptations, distractions, habits, etc., which keep you from 100% obedience. List the specifics within each section.



Stay Focused On Christ



How can I work toward 100% commitment to God?