

Materials I Need:

Memory Verse:

Remember all the commands of the Lord, that you may obey them. Numbers 15:39

Attribute of God emphasized in this lesson: God is faithful to punish and forgive His people.

Aim Questions for 2's & 3's:

1. **Did God ask the Israelites to wear tassels on their robes so that they would remember God's commands?** *(Yes)*
2. **Did grumbling Korah and his grumbling friends obey God's commands?** *(No. Korah wanted to be a priest like Aaron and his sons.)*
3. **Did God punish Korah and his friends?** *(Yes. The ground opened up and Korah and his two friends fell in the big hole.)*
4. **Did God prove that only Aaron and his sons could be priests by making almonds grow on Aaron's staff?** *(Yes)*
5. **Do you want to obey all of God's commands?** *(Yes. Review the memory verse.)*

Aim Questions for 4's, 5's & K:

1. **Why did God ask the Israelites to wear four tassels on the corners of their robes?** *(God wanted the Israelites and their children to remember His commands and obey them.)*
2. **What did Korah want to do that was against God's command?** *(Korah wanted to be a priest like Aaron and his sons.)*
3. **How did God show what He thought of Korah and his friends, Dathan and Abiram?** *(The ground opened up and Korah, Dathan, and Abiram fell in the hole and were covered with dirt.)*
4. **What happened to the disobedient men holding the censers?** *(Fire came from the Lord and burned them up.)*
5. **What did God do with Aaron's staff to prove that only Aaron's sons should be priests?** *(When twelve staffs were put in the tabernacle by the ark, only Aaron's staff sprouted almonds overnight.)*
6. **Do you want to obey all of God's commands?** *(Yes. Review the memory verse.)*

Key for symbols:

- This box symbol represents ideas that can be used for two-year-olds through kindergarten. Please remember to slow down the pace for two-year-olds and keep the pace moving for five-year-olds.
- ② This symbol represents ideas that are best used for two- and three-year-olds.
- ④ This symbol represents ideas that are best used for four-year-olds through kindergarten.

Hook:

- Play Dough:** Make twelve sticks by rolling small pieces of dough between the hands or on the table. In today's lesson in the Bible book of Numbers, God will ask Moses to put twelve staffs in the tabernacle to find out who should be the priest.

Blue Tassels Craft Center: (1NUM03ECGF5) To be done ahead: Using a five-inch piece of sturdy cardboard, start at the bottom of the card and wrap blue yarn around the card ten times, ending at the bottom of the card. Cut from the skein. Take a ten-inch piece of yarn and pull it under the ten rows of yarn at the top of the five-inch card and tie with a square knot. Cut through all the layers of yarn at the bottom of the card to make the tassel. Lay the tassel flat and cut another eight-inch piece of yarn. Tie it around all the strands of yarn 1" down from the first knot. For the children: Measure and cut a 25-inch piece of yarn. Carefully thread it through the looped yarn of the tassel and with a leader's help, tie a square knot. It can now be worn around the neck. Use these during Took time for the Reminder Necklace.

Going to the Promised Land: "Let's put on our walking shoes! Let's tie them tight. We have a long way to go to the Promised Land. Pack your bag. Put it over your shoulder. Now we are ready to go. Walking. Walking. Jumping over rocks. Wading through the river. Walking. Walking. To the Promised Land we go. Keep walking. Walk as quietly as you can. What do I hear? Grumbling! Complaining! What are they saying? I'm sick of this food. I want to be the boss like Moses. We can't go to Canaan. The people are too big. I want to be a priest. Why can't we be priests, too? I'm so sick and tired of all this. Grumbling! Complaining! Whining! That is what you would have heard if you were there in the desert when the Israelites were on their way to the land God had promised them." Sing "Wand'ring in the Wilderness." (See Song section.)

② **"The Big Hole" Center:** A child sits on the knees of an adult leader with his back to the leader. The leader holds the child's waist and says the following lines while lightly bouncing or moving the child from side to side:

God said, "Obey." He said, "Not today!"

The earth opened up a big hole in the ground,

And that Israelite did go tumbling down. (*Open knees and hold the child as he slips to the floor.*)

In today's Bible Adventure, the children will learn that some men wanted to be priests with Aaron and his sons. They were disobeying God's rules so God caused the earth to open up and they fell into a big hole.

② **"Almond" Center:** Bring some whole, shelled almonds to class with several wooden mallets (meat tenderizer, wooden hammer). Place a clean vinyl cloth over a table and have the children hammer the nuts to break them into small pieces. (An adult could also demonstrate cracking shelled almonds with a nut cracker). Watch closely to see that the children do not eat the almonds. The Bible Adventure will tell of Aaron's staff growing leaves and almonds on it. It was God's way of proving that Aaron and his sons should be the only priests.

② **Sprouted Almond Staff: (1NUM03ECGF4)** Materials needed: GF4 picture, sliced almonds, glue and cotton swabs. Using the GF3 picture, have the children spread glue on the one staff and place sliced almonds on it. Today's Bible Adventure tells of Aaron's staff growing leaves and almonds overnight.

② **Hide the Staff Center:** Give each participating child a piece of long paper (twelve inches) and some crayons. Have the children decorate their "staves" by coloring them. A leader can then hide several "staves" around the room while the children hide their eyes. Ask the children to walk around the room looking only for their own "staves." If they see someone else's first, they are to stay quiet and keep looking for their own. When they find it, they can get it and go sit down until all "staves" are found and the game can be repeated. In today's Bible Adventure, Moses will collect twelve staves with people's names on them and put them in the tabernacle overnight.

④ **Grumblers Roll Play:** Ask two teachers to grumble and complain to each other about not being able to have a job they wanted and then learn that they weren't qualified or right for the job anyway.

④ **Mother May I?** Play this game with the children. At the conclusion, visit with the children about how important it is to obey Mom and Dad and God. We can find out in the Bible what God wants us to do. Some men in the book of Numbers were confused about obeying God and they didn't want to do what was right.

④ **Numbers Review Game Picture Cards:** Ask each child to color his own matching set of pictures from the first two lessons in Numbers (each should be the size of 1/4 sheet of construction paper).

Include a picture from this lesson also. Glue one set on blue pieces of construction paper and one on red. Talk about what is happening in the pictures as a review of the book of Numbers. Use the cards for the "Remember Review Game" in the Look section.



Book:

Presentation Ideas -

- Color and mount the **1NUM03ECGF1**, **1NUM03ECGF2**, **1NUM03ECGF3**, and **1NUM03ECGF4** pictures on construction paper. Show them as you tell the Bible Adventure. Save your Numbers pictures to use during the book of Deuteronomy.
- Make a censer-like lamp out of bronze-colored foil or paper. Tape bits of orange construction paper on it to represent fire.
- Put a yarn tassel with a blue cord on your shirt as you begin the Bible Adventure.
- Bring a staff or stick with almonds glued or taped to it.

Bible Adventure for 2's & 3's-

(Put a yarn tassel with a blue cord on your shirt.) The Lord said to Moses, "Make tassels and put them on the corners of your robes, with a blue cord on each tassel.

(Show the GF1 picture.) "When you look at these tassels, you will always remember to obey all the commands I have given you." Moses obeyed and all the people put tassels on their robes.

(Show the GF2 picture.) Korah and his two friends were angry with Moses and Aaron. They talked with their friends and grumbled with their friends against Moses and Aaron. They said, "Why should Aaron and his sons be the only priests?" *(Say, "Grumble, grumble, grumble.")*

Korah and his two friends took a big group of men to talk to Moses and Aaron. Korah said, "Why do you think that you can be the only priests over us?"

Korah wasn't remembering God's commands, was he? God had said, "Only Aaron and his sons can serve as priests. They're the only ones who can go close to the ark in the tabernacle."

When Moses heard Korah's words, he was sad about Korah's complaining, but he knew that God had set up the rules.

Moses said to Korah, "We will see what God thinks about whether you should be priests. Tomorrow, we will meet with the Lord and He will decide. Each of you must bring your censer with fire and incense in it."

(Show the GF3 picture.) The next day, Korah and his two friends stood before the Lord with their censers. Moses said to the Israelites, "This is how you will know if God wants Korah and his two friends to be priests. If the earth opens up a big hole in the ground and if they and their tents fall into the big hole, then God does not want them to be His priests."

Suddenly, the ground split apart and a big hole opened underneath the tents of Korah and his two friends. The three men and their tents all fell into the hole and were covered up with dirt. The rest of the men were afraid and started running away.

(Show the GF4 picture.) The Lord said to Moses, "I will give one more sign to prove that I want only Aaron and his sons to be My priests. Collect one staff from each of the twelve groups of Israelites and put them in the tabernacle by the ark. Write the leader's name on each staff. Write Aaron's name on the staff of Levi."

Moses obeyed God, collected the twelve staffs, and put them in the tabernacle. The next day when Moses went into the tabernacle, he saw that Aaron's staff had sprouted leaves and grown almonds on the branches. Moses brought out all the staffs and the people could see that God had chosen only Aaron and his sons to be priests.

God gave the Israelites tassels for the people to wear so that they would remember to obey his commands. God gives us the Bible and our parents to help us remember to obey.

Prayer: Dear God, You were faithful to punish the disobedient Israelites in the desert, and You were faithful to forgive them. You are faithful to Your people today, too. Thank You, in Jesus' name, Amen.

Bible Adventure for 4's, 5's & K-

(Put four tassels on your robe or shirt.) The Lord said to Moses, "Make tassels and put them on the corners of your garments, with a blue cord on each tassel. *(Show the GF1 picture.)* When you and your

children and grandchildren look at these tassels, you will remember to obey all the commands I have given you." Moses obeyed and all the people put tassels on their robes.

(Show the GF2 picture.) Korah and his two friends, Dathan and Abiram, were angry with Moses and Aaron. They talked with their friends and grumbled with their friends against Moses and Aaron. They said, "Who does Aaron think he is? Why should he and his sons be the only priests?"

Korah, Dathan, and Abiram took a big group of two hundred and fifty men to talk to Moses and Aaron. Korah said, "You are no more holy than the rest of us. Why do you think that you are the boss over all of us? Why do you think that Aaron and his sons are the only priests who can go to the holy altar in the tabernacle?"

I don't know if Korah was wearing his tassels, but he wasn't remembering God's commands, was he? God had said, "Only Aaron and his sons can serve as priests. They're the only ones who can go close to the ark in the tabernacle." Korah was a Levite, and his job was to help with the tabernacle, but he was not a priest who could offer the animal sacrifices and sprinkle the lamb's blood on the altar.

When Moses heard Korah's words, he fell facedown on the ground. Moses did not think that he and Aaron were more holy than the other Levites, but he knew that God had set up the rules and they had to obey.

Moses got up off the ground and said to Korah, "We will see what God thinks about whether you should be priests. Tomorrow, we will meet with the Lord and He will decide. Each of you must bring his censer with fire and incense in it."

(Show the GF3 picture.) The next day, Korah, Dathan, and Abiram stood before the Lord with their censers. The Lord said to Moses, "Tell the people to move away from the tents of Korah, Dathan, and Abiram." Moses said to the people, "Move away from these three men or you will be punished along with them."

Moses said to the Israelites, "This is how you will know if God wants Korah, Dathan, and Abiram to be priests. If the earth opens up a big hole in the ground and if they and their tents fall into the big hole, then God does not want them to be His priests."

Suddenly, the ground split apart and a big hole opened underneath the tents of Korah, Dathan, and Abiram. The three men, their families, and their tents fell into the hole and were covered up with dirt.

The Israelites started running away because they were afraid. Fire came out from the Lord and burned up those two hundred and fifty disobedient men who had been complaining against Moses and Aaron. Wow! God didn't want any complaining, did He?

The Lord said to Moses, "I will give one more sign to prove that I want only Aaron and his sons to be My priests. Collect one staff from each of the twelve groups of Israelites and put them in the tabernacle by the ark. Write the leader's name on each staff. Write Aaron's name on the staff of Levi."

(Show the GF4 picture.) Moses obeyed God, collected the twelve staffs, and put them in the tabernacle. The next day when Moses went into the tabernacle, he saw that Aaron's staff had sprouted leaves and grown almonds on the branches. Moses brought out all the staffs and the people were amazed to see the almonds. They could see that God had chosen only Aaron and his sons to be His priests.

Moses put Aaron's staff back in the tabernacle by the ark as a reminder that anyone beside Aaron and his sons who tried to come close to the ark would be punished like Korah, Dathan, and Abiram.

God gave the Israelites signs to show how important it was for them to obey His commands. He gave tassels for the people to wear and he gave Aaron's staff with almonds growing on it. How does God help you and me to remember and obey God's commands? God gives us the Bible and He gives us our parents. Our parents punish us when we disobey so that we will remember to obey them. That will help us remember God's commands in the Bible, too.


Prayer: Dear God, You were faithful to punish the disobedient Israelites in the desert, and You were faithful to forgive them. You are faithful to Your people today, too. Thank You, in Jesus' name, Amen.



Look:

Staff Sproutings: Make a staff like Aaron's out of a brown chenille wire. Let the children tape or wire a budding branch to the top of it. Glue or tape two or three almonds on it. Talk about how God chose Aaron and his sons to be the only priests for the Israelites. He proved His choice by growing almonds overnight on Aaron's staff in the tabernacle.

Aim Questions: Tape numbered, almond-shaped questions to a small tree branch. Have the children come up at the appropriate time to pick the correct numbered almond for each question.

 **Snack:** Decorate graham crackers with frosting tubes, making happy faces for remembering God's words and obeying them. Older children might enjoy tasting almond paste on graham crackers.

- ② **Parachute Activities:** Using a double- or queen-sized sheet spread out on the floor, have the class sit down around the outside edge of the sheet. Hold the sheet with an overhand grip, put legs straight out under the sheet and lean backward. Have everyone try to do sit-ups at the same time. Stop. Look for people's toes poking up under the sheet. Have everyone kick their feet and watch the sheet jiggle. Pull legs out from under the sheet and sit cross-legged. On a signal from the leader, everyone starts shaking the sheet. Stop. Choose a child to stand in the center of the sheet and on a signal from the leader, everyone shakes the sheet again while he tries to walk around on top. Repeat with other children. On a signal from the leader, the entire class vigorously rolls the sheet toward the center to see how small the sheet can get. The leader gathers it up. In today's Bible Adventure, Korah and his friends stood on shaky ground and then fell into a big hole.
- ④ **Remember Review Game:** If you don't want the children to color and make their own cards as described in the "Numbers Review Game Picture Cards" in the Hook section, you can provide one set to play the game. Ask children to remember what a picture is about and find its match in the other color. The pictures can be face up. Talk about how God wants us to remember His words and commands in the Bible. When we talk about our Bible Adventures, it helps us remember God's words.
- ④ **Grumble Marching Game:** With sad faces, marching feet, and clenched fists hitting thighs, the children can chant while marching in a circle: "Grumble around the circle, grumble around the circle. Mad, sad, we all fall down!" Talk about the grumbling Israelites and how God made a big hole in the ground for them because they were disobedient and needed punishment.
- ④ **Stick Hunt:** Give each child a paper sack and go outside. Ask each to find eleven sticks and place them in her sack. (You may need to place some sticks around before class if there aren't any available naturally.) When the children return and place their sticks on the table, have them glue the sticks to a sheet of construction paper. Give each one a budding green twig from a shrub. Talk about how God made Aaron's stick bud, bloom, and produce almonds all in one night to show that Aaron and his son's were the ones whom God chose to be priests.
- ④ **Grumble, Grumble, and Obey:** Talk about how Korah and his friends were grumblers and didn't want to obey and listen to God. What did God do to these grumblers? They were punished and God showed them why He was the one to be obeyed. Play this version of "Duck, Duck, Goose!" Change the words to "Remember, Remember, Obey" the second time around.
- ④ **Hula Hoop Game:** Place two or three hula hoops on the floor and ask all the children to stand inside the hoops. When they hear a teacher (who is standing in the hoop also) complain, they are to jump out and get behind a masking tape line on the floor while the complainer stays in the hoop and falls to the ground. Talk about the teacher being like Korah and complaining and how God made a big hole in the earth swallow him up.
- ④ **Memory Verse Review:** If you didn't do the whisper game last week, you might like to do it this week. After reviewing the verse, tape the children saying it into a tape recorder and listen to it. Do it until you get a good recording. Tell them it is important to remember God commands and words in the Bible. Sometimes when we tell God's words to someone else, it helps us remember them. If we remember them, we will be better able to obey them.
- ④ **Bean Bag on a Happy Face:** Talk about it being better to be obedient and happy than to be a grumbling Israelite. Draw several happy and grumbly faces on pieces of paper and place them on the floor. Let a child throw a bean bag, trying to hit a happy face. He may continue playing as long as his bean bag hits a happy face. If it hits a grumbly face, the child gives up the bean bag to another child for her turn.
- ④ **Acting Like Korah:** Provide dark T-shirts for several children. They can be Korah and his followers. They come to Moses and Aaron and complain. They dance around joyfully until the music stops,

they hear a loud noise, and they fall to the ground motionless. Take turns with another group of children.

Songs:

Wand'ring in the Wilderness (tune: "Waltzing Matilda")

Wand'ring in the wilderness, wand'ring in the wilderness,
Wand'ring in the wilderness because they doubted God.
They were grumbling, complaining, and outright disobeying,
Not yet going to the Promised Land.

Angry Korah: (tune: "B-I-N-G-O")

Korah said, "Make me a priest!" and he was very angry,
K-O-R-A-H, K-O-R-A-H, K-O-R-A-H, Korah was so angry!
Then to Moses he complained, and he was very angry,
K-O-R-A-H, K-O-R-A-H, K-O-R-A-H, Korah was so angry!
Korah stood before the Lord, and he was very angry.
K-O-R-A-H, K-O-R-A-H, K-O-R-A-H, Korah was so angry!
He was swallowed up alive, and he was very angry,
K-O-R-A-H, K-O-R-A-H, K-O-R-A-H, Korah was so angry!
Korah did not want God's will, and he was very angry,
K-O-R-A-H, K-O-R-A-H, K-O-R-A-H, Korah was so angry!
Don't you be like Korah was, for he was very angry,
K-O-R-A-H, K-O-R-A-H, K-O-R-A-H, Korah was so angry!

After the first verse, omit the first letter of his name and replace it with a clap. Each succeeding verse, keep omitting another letter until the last verse, where only clapping will take place during the spelling of the name.

We Will Not Forget God's Word

We will not forget God's Word. (To the rhythm of the song, pound one fist into the other open hand.)
That is where His voice is heard. (Point your index finger into the other open palm.)
If we listen and obey, (Cup your hand around your ear.)
We'll be happy every day. (Clap and smile.)

We will not complain and groan, (Make mad and sad faces.)
Cry and fuss and sit alone.
If we have a thankful smile, (Smile.)
We'll be happy all the while. (Clap and smile.)

We Worship God (tune: "God Is So Good")

We worship God, we worship God,
We worship God, God is Ho-o-ly.

We worship God, we worship God,
We worship God, God is fai-aithful.

Leviticus and Numbers (tune: "Waltzing Matilda")


Leviticus and Numbers, Leviticus and Numbers,
Leviticus and Numbers, and Deuteronomy.
The-e Israelite people learned to worship holy God.
Worship the holy God of Israel.




Took:

- Reminder Necklace: (1NUM03ECGF6)** Each child will receive a length of yarn or cord and the blue tassel they made during Hook time. This will be tied onto the yarn necklace. Also, they each receive a lilac or other budding twig to tie to the yarn, a Bible sticker to place on a construction paper circle (paper punch a hole in it), and also a GF6 circle with the Bible verse on it. Give each child a small plastic bag of Cheerios or macaroni to lace onto the necklace. Talk about remembering God's Word

in the Bible and how God helped the Israelites remember who He was by asking them to wear the blue tassels on their robes. Talk about how He made Aaron's branch to bud to show who they were to obey.

 **Disappearing Grumbler: (1NUM03ECGF5 & 1NUM03ECGF7)** Let the children color their grumbling GF5 Israelite. Give each child a piece of construction paper with a hole punched in the middle top (about an inch down from the top of the page) and a four-inch slit (crosswise) two-thirds of the way down the paper. Around the slit, let the children glue torn brown construction paper rocks for the ground that opened up and swallowed the grumbling Israelites. Put a fifteen-inch piece of yarn through the hole in the top of paper and extend it through the slit and tie the ends together at the back. With the knot near the slit on the back, tape the Israelite's head to the piece of yarn. As the children pull up on the knot on the back, the Israelite will fall into the ground.



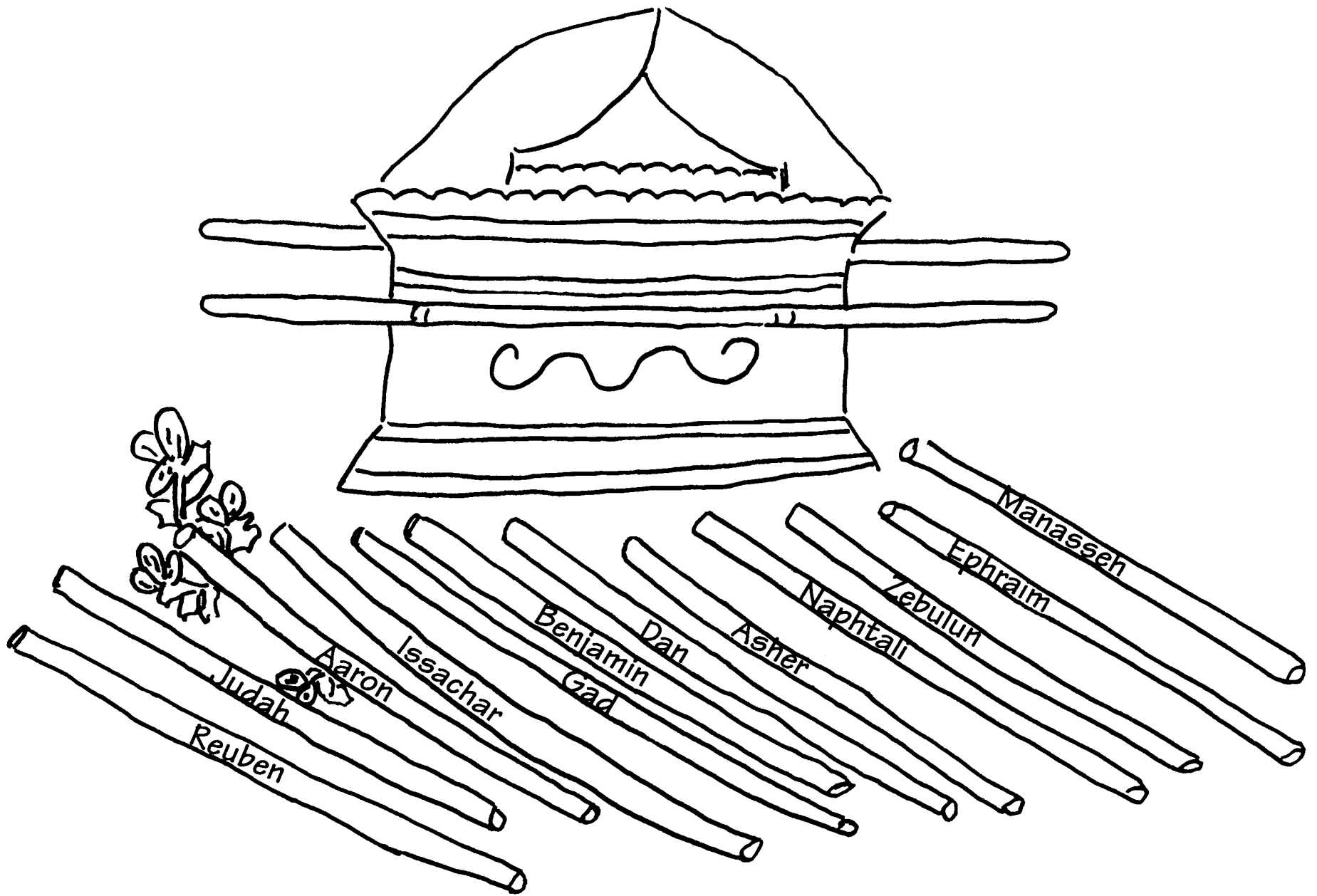
God said, "Look at the tassels on your robe and remember all the commands of the Lord." Deuteronomy 15:39



*Korah and his friends grumbled against Moses and Aaron
because they wanted to be priests, too.*

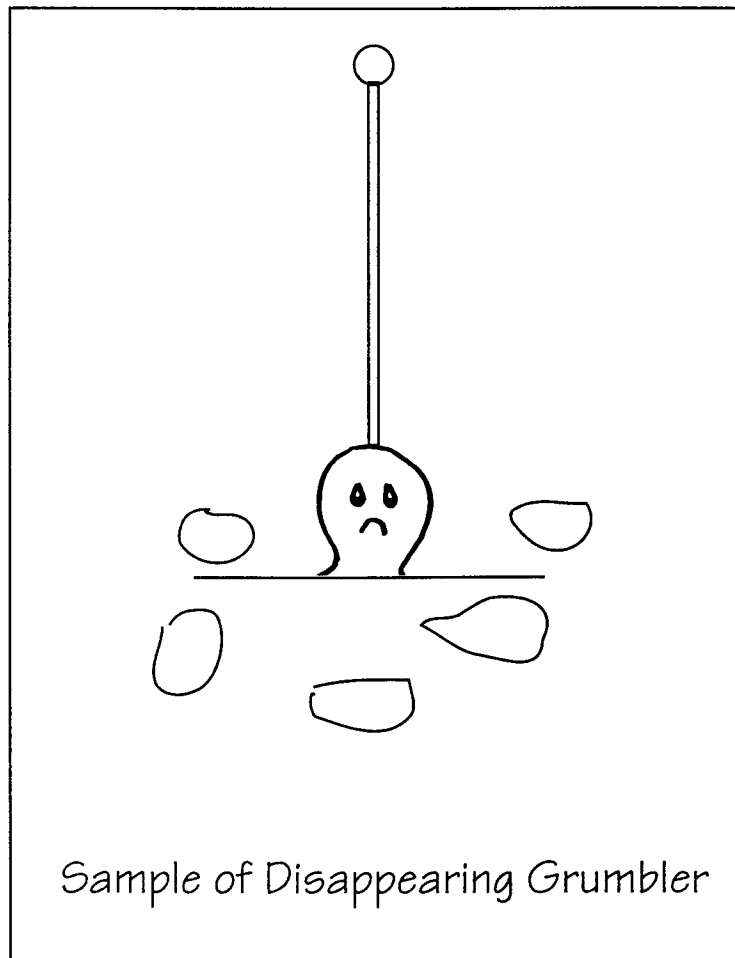
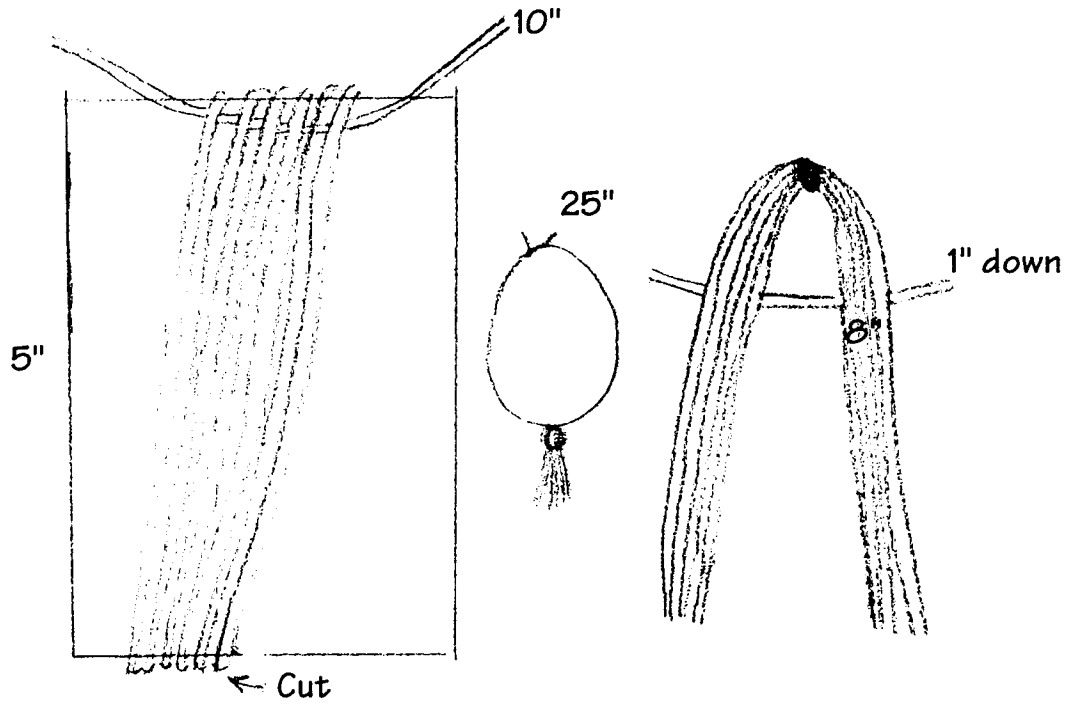



When Korah and his friends brought their censers before the Lord,
God opened up the ground so that they fell in the big hole.



God showed that He wanted Aaron and his sons to be priests by sprouting almonds overnight on Aaron's staff.

Blue Tassel Craft Center





Disappearing Grumblers

Cut one Korah grumbler per child.

