

Materials I Need:

Key for symbols:

- This symbol represents ideas that can be used for two-year-olds through kindergarten. Please remember to slow way down for two-year-olds and keep the pace moving for five-year-olds.
- ② This symbol represents ideas that can be used for two- and three-year-olds.
- ④ This symbol represents ideas that are best used for four-year-olds through kindergarten.

Memory Verse:

Matthew 24:44: So you also must be ready, because the Son of Man will come back.

Hook:

- Jesus Is King of the Whole World:** Bring a globe or large world map to class. Provide cutout pictures of people and cultures from all parts of the world. With a little bit of poster tacky tape, stick each person's picture on the globe or on a large world map to an area where that person could be living. As you work, talk about all the people all over the world who need to know about Jesus. Who is telling them about Jesus? (Missionaries, all of us who love Jesus.) "In today's Bible Adventure, Jesus says He will return. We are to be telling others about Jesus while we wait for Him."
- Jesus Is in Control of All Things (Transportation Center):** Provide cars, trucks, trains, planes, ships, etc., for the children to play with. As the children play, talk about Jesus being in control of how we travel. Sometimes our cars break down, planes crash, we have flat tires, trains go off the rails, or ships sink. We don't know when something will happen. Only God knows how our trip will be. "In today's Bible Adventure, Jesus has control over making people well, feeding large groups of people, and stopping the wind and waves. Jesus has control over all things. Where is your car going? What was your truck built to do?"
- Review of Baptism (MAT02ECGF4):** Provide a GF4 picture for each child. Have him color only the water with blue chalk. Briefly dip the whole picture in a shallow basin of water. Set it on a vinyl tablecloth or tarp to dry. "When a person is baptized, he is dipped down under the water just as Jesus was in the picture. Jesus wants people who are sorry for their sins to live in His kingdom. When a person is baptized, he is sorry for his sins and wants to live a new life that pleases God. He is baptized in front of other people so they can help him live the life that will please God. Who do you know that has been baptized? How can we live a life that will please God? (Learn to love God and obey what He has asked us to do.) God was pleased with His Son, Jesus. What did Jesus do that pleased God? (Obeyed God and died on the cross, was humble, was kind to all people, etc.)"
- "Jesus Will Come Back" Center:** Bring a loud timer or watch to class. Provide numerous odd-shaped blocks set in the center of the table. Tell the children you are setting the timer and they are to build a tower or structure making it as tall as possible until the timer goes off. The object is to be ready with a tower, working all the time, and not knowing when the timer will tell them to stop. In today's Bible Adventure, Jesus taught His disciples to keep working until He returned to take them to live in His heavenly kingdom with Him.
- Play Dough Crowns:** Show the children how to make small crowns to wear on their fingers.

- Crowns from Ceiling:** Before class, hang several gold crowns from the ceiling. Make one more decorative than the others. Engage the children in counting them. Talk about why one would be different. Jesus is the King that we celebrate today.
- “Jesus Is King” Crown: (MAT15ECGF1 and MAT15ECGF2)** Give each child a GF1 crown and a set of GF2 “jewels” for decorating it. Copy the crowns on cardstock, or cut them out of yellow construction paper. Cut off the bottom of the page and staple strips to the sides, adjusting for the child’s head. Assist the children in coloring the “gems” and gluing them on their crowns to spell “Jesus.” They can also add a picture of Jesus and the words “Jesus is King.” Talk about Jesus being the King of Heaven, and that He is coming back.
- Wiggles & Crowns:** Play music, and ask the children to wiggle in different ways--shaking hands, shoulders up and down, marching with knees high, swinging arms, turning in a circle--until the music stops. Then they are to quickly stand under a crown.
- “Star in the Sky” Clothespin: (MAT15ECGF6 and MAT13ECGF9)** Materials needed: GF6 star pattern cut out, glue sticks, glitter, shiny materials, clothespins (spring loaded kind), GF9 memory verse. Give each child a star, and help the children decorate their stars with the materials of their choice. Glue the memory verse on the star. After the decorations are dry, glue the clothespin to the back of the star. The children can take their stars home and clip them to the Christmas tree or anywhere else to remind them of Jesus' birth. While we review the book of Matthew today, the children will learn again about the star the Magi followed to Bethlehem to find the boy Jesus.



Book:

Presentation Ideas -

- Show each of the pictures listed in the Bible Adventure as you tell the review story.
- Matthew Review Board:** Point to the pictures on the review board as you tell the Bible Adventure.
- "Jesus Is Living" Finger Play:**

Joyfully today we sing;	<i>(Lift hands in praise position.)</i>
Jesus is our risen King!	<i>(Form crown over head.)</i>
Humble and loving we will be,	<i>(Bow head and fold hands.)</i>
'Cause that is what God wants from me.	<i>(Point up.)</i>

Bible Adventure for 2's & 3's-

(Show the MAT01ECGF6 picture.) Jesus was born in Bethlehem on a very special night. God put a very bright star in the night sky. Some important men called Magi followed the star to Bethlehem and worshiped Jesus as the King. They gave their best gifts to Him.

(Show the MAT02ECGF4 picture.) Jesus grew up to be a man. When it was time for Him to begin preaching about the kingdom of heaven, He asked John to baptize Him in the Jordan River. When Jesus came up out of the water, God spoke from heaven and said, "This is My loved Son. I am pleased with Him."

(Show the MAT03ECGF1 picture.) Jesus began preaching to the people about God's kingdom of heaven. He chose twelve men to be His disciples. They repented of their sins and followed Jesus. The disciples learned that Jesus could calm the wind and the waves. He could make the lame people walk, the blind people see, and the deaf people hear. Jesus could feed five thousand families with five small loaves of bread and two fish. One disciple named Peter said, "You are the Christ, the Son of the living God."

(Show the MAT10ECGF1 picture.) Jesus said to His disciples, "The people in My kingdom must humble themselves like a child. They will want to obey My words. Proud people don't think they need to ask forgiveness for their sins or to obey Me. Proud people will not enter the kingdom of heaven."

When it was the right time, Jesus went into the city of Jerusalem. Many people sang songs of praise and were happy that King Jesus was coming to rule them. The temple leaders were proud men who were not happy about Jesus being their king. They had the Roman soldiers put Jesus on a cross until He died. People who loved Jesus took Him off the cross and buried Him in a tomb.

(Show the MAT14ECGF4 picture.) Jesus didn't stay in the tomb. He came back to life and showed Himself to His disciples. They were very happy to see Him! They worshiped Him as the Son of God. Jesus told His disciples that He must go away, but promised them that He would come back to earth

again. He told them to tell other people to be ready for His return by obeying His words. Those who love and obey Jesus will live with Him forever in the kingdom of heaven.

Prayer: King Jesus, thank You for coming to tell us about the kingdom of heaven. I want to love and obey You so that I can live with You forever in Your kingdom. I love you, Jesus. Amen.

Bible Adventure for 4's, 5's & K-

(Show the MAT01ECGF6 picture.) When Jesus was born in Bethlehem, it was a very special night. Angels praised God as they told the shepherds about the Savior who had come to earth. Magi followed the star to Bethlehem and worshiped Jesus as the King. They gave their best gifts to Him.

(Show the MAT02ECGF4 picture.) When Jesus grew up to be a man, and it was time for Him to begin preaching about the kingdom of heaven, He asked John to baptize Him in the Jordan River. When Jesus came up out of the water, God spoke from heaven and said, "This is My loved Son. I am pleased with Him."

(Show the MAT03ECGF1 picture.) Jesus began preaching to the people about God's kingdom of heaven. He said, "Seek first His kingdom and His righteousness, and He will give you everything you need." Jesus also said, "Come to Me...and learn from Me...and you will find rest for your souls." The disciples repented from their sins and followed Jesus.

(Show the MAT05ECGF3 picture.) The disciples learned that Jesus could calm the wind and the waves with just a word. They said to each other, "Who is Jesus, that even the wind and water obey Him?"

(Show the MAT05ECGF5 picture.) Jesus could make lame people walk, blind people see, and deaf people hear. Jesus had power to make any kind of sick person well.

(Show the MAT08ECGF2 picture.) Jesus could feed five thousand families with five small loaves of bread and two fish. Bread and fish kept coming from Jesus' hands. The disciples were learning who Jesus was. Peter said to Him, "You are the Christ, the Son of the living God."

(Show the MAT04ECGF6 picture.) Jesus said, "Not everyone will get into the kingdom of heaven, but only those who love and obey My words. The Pharisees think they are righteous, but they are leading people down the wrong road. They only care about themselves."

(Show the MAT10ECGF1 picture.) Jesus said to His disciples, "The people in My kingdom must humble themselves like a child, who is dependent on his parents. Proud people will not say they are wrong and don't think they need to repent. They will not enter the kingdom of heaven."

(Show the MAT11ECGF1 picture.) When it was the right time, Jesus rode into Jerusalem on a donkey as a humble king. People sang songs of praise and waved palm branches in the air. They were happy that King Jesus was coming to rule them.

(Show the MAT11ECGF4 picture.) The temple leaders were not happy about Jesus. They did not want Him to be their king. They made a very bad plan to crucify Jesus on a cross.

(Show the MAT13ECGF5 picture.) Jesus let the soldiers put Him on a cross because that was the only way people could get into the kingdom of heaven. Jesus took the punishment that you and I deserve for our sins. The Roman guards believed that Jesus was the Son of God, and I believe it, too.

(Show the MAT14ECGF4 picture.) Jesus didn't stay in the tomb. He came back to life and showed Himself to His disciples. They were so happy to see Him; they worshiped Him as the Son of God.

(Show the rMAT12ECGF6 picture.) Jesus promised the disciples that He would come back to earth again. He told them to tell everyone to be ready by obeying His words until He comes back. When Jesus returns, He will separate the people who love and obey Him from the selfish, proud people who won't obey. Those who love and obey Him will live with Him forever in the kingdom of heaven. What a wonderful time that will be!

Aren't you glad that Matthew told us all about King Jesus and His kingdom? Aren't you glad that we can learn about Jesus' words and be ready when He comes back?

Prayer: King Jesus, You are the Son of God, and I thank You for dying for my sins. I want to love and obey You so that I can live with You forever in Your kingdom of heaven. I love You, Jesus. Amen.

Aim Questions

Aim Questions for 2's & 3's:

- 1. Who was born in Bethlehem and worshiped as a King by the Magi? (Jesus.)**
- 2. Who taught the disciples and the people about the kingdom of heaven? (Jesus.)**
- 3. Who promised He would come back to earth some day and that we should be ready for His return? (Jesus.)**

Aim Questions for 4's & 5's:

1. **Who is the King of the kingdom of heaven?** (*King Jesus.*)
2. **When will Jesus come back to rule on earth?** (*We don't know, but He told us to be ready.*)
3. **What should we be doing while we're waiting?** (*Jesus tells us to love Him and obey His words.*)



Look:

- Aim Questions:** Call on a child to answer a question by placing a crown on his head and having him stand in front of the group.
- Transition Idea:** Have the leader in each line wear a crown to lead their line to a new room.
- Snack Idea:** Using Triscuit triangle crackers, different-shaped pretzels, and Ritz bits, each child makes a crown shape and shows it to a leader before starting to eat. Five or six crackers of each kind will be needed to be able to form a good crown shape. Ask the older children, "What would you do in heaven?" Give each child the opportunity to share what he thinks he would like to do in heaven. Review what Jesus said about His kingdom of heaven and that He is coming back for His children.
- Memory Game: (MAT15ECGF3, MAT15ECGF4, and MAT15ECGF5)** Use the small review pictures, giving each student two sets and an envelope. They can color the pictures and keep them in their envelopes to take home. Play the memory game with them by placing two sets of pictures face down. One child turns up two pictures to see if they match. The matched pictures are set aside. Older children can see who can turn over the most matching pictures. Talk about what is happening in each picture when matches are made.
- Memory Verse Review: (MAT15ECGF7)** Set up four or five waste baskets or boxes against the wall. Put a tape mark line on the floor six feet away. Have a child stand behind the line. He gets one try to throw the bag in any of the targets. If he succeeds, he goes to the verse table, gets a verse paper and a sticker of his choice, puts the sticker on the verse, and then goes back to a line to try to get another memory verse with sticker to take home. The leader at the sticker table reads the verse while the child puts the sticker on the verse paper.
Matthew 6:33: But seek first His kingdom and His righteousness, and all these things will be given to you as well.
Matthew 11:28: Come to Me...and learn from Me...and you will find rest for your souls.
Matthew 16:16: You are the Christ, the Son of the living God.
Matthew 18:4: Therefore, whoever humbles himself like this child is the greatest in the kingdom of heaven.
Matthew 24:44: So you also must be ready, because the Son of Man will come back.
- Obstacle Course:** Set up an obstacle course around the outside edge of the room. Have the children go over, under, through, and around various obstacles set up by the teacher. Give each obstacle a name, such as crawling under the rope shows you are obeying your parents. Waiting at the toy slide shows you are being patient. Stepping over the big box shows you are being kind. Give the children encouragement at each obstacle, reinforcing the character trait you have assigned to that obstacle.
- "Jesus Is the King" Party:** Draw crosses or crowns on balloons. Tape them to the wall and onto chairs to decorate the room. Decorate banners, cookies, or crackers. Talk about being ready and anxious for Jesus' return and what we can do to obey until He does. Use rhythm instruments to sing the memory verse songs or any favorite songs.
- Picture and Object Bag:** Place several items in a bag that were mentioned in the Matthew lessons. Let children take turns picking out an item or picture. Review how it was found in the study of Jesus in Matthew. Include the following: star, crown, gift package, boat, Band-Aid, fish and bread loaf, picture of Pharisees, cross, etc.
- Bean Bag Review:** Place review pictures on the floor. Stand children along a line in front of the pictures. Take turns throwing beanbags on a picture and telling what is happening in it.
- Obeying until Jesus Returns:** (tune: "The Ants Go Marching")
 Around the circle, children go, hooray, hooray.
 Around the circle, children go, hooray, hooray.
 Around the circle, children go, praising Jesus, King of Heaven.

And (Matthew) tells us how we can obey until He comes. Boom, boom, boom. ("Matthew!")
(After Matthew shares, repeat until several have had a turn.)

Puppet Table: Take turns telling the puppet about Jesus and what He did. Place review pictures on the table to help remember and to show the puppet.

Action Review Game: (tune: "Ring Around the Rosie")
Children around the circle. Children around the circle.
Remembering, remembering, we all sit down.
(While the children are seated, ask a child to share one thing he remembers about King Jesus in the book of Matthew. With younger children, the teacher could do the remembering by holding up a picture.)

"Wide and Narrow Roads" Wiggles Out Game: Materials needed: Roll of butcher paper for path, boxes, chairs, tables. Set up a path in the classroom with wide paths, medium paths, and narrow paths. Play "Follow the Leader" down the path. Place the review pictures on the path. As you proceed down the path, ask the children what Jesus said about the path. While following the path: tip toe, stand tall, hop, hop on one foot, move slowly through the narrow path, keep the body tight through the narrow path, close eyes at a point in the path, extend your legs and arms wide through the wide path, hold hands at a point in the path, turn in a circle at the curves in the path. Have fun walking down the path learning about Jesus.

Songs:

King Jesus Will Rule (tune: "King Jesus Is All")
King Jesus will rule (echo) the kingdom of heav'n. (echo)
King Jesus will rule (echo) the kingdom of heav'n. (echo)
King Jesus will rule (echo) the kingdom of heav'n. (echo)
King Jesus will rule (echo), forever, amen. (echo)

King Jesus is Lord (echo) over e-ver-y day. (echo)
And I know He'll answer (echo) every time I pray. (echo)
I can come to Him (echo) and learn from Him. (echo)
He's the Son of God (echo) in e-ver-y way. (echo)

He's Got the Whole World
He's got the whole world, in His hands;
He's got the whole world, in His hands;
He's got the whole world, in His hands;
He's got the whole world in His hands.

2. He's got the little, bitty baby in His hands...
3. He's got you and me brother...
4. He's got you and me sister...
5. He's got the wind and the waves...
6. He's got the sun and the stars...
7. He's got the whole world...

Jesus Loves the Little Children
Jesus loves the little children,
All the children of the world,
Red and yellow, black and white,
They are precious in His sight.
Jesus loves the little children of the world.

Bible Themes Song (tune: "Bible Songs for Preschool Children—Matthew" tape)
(Chorus)
We like to sing about the Bible themes.
We like to sing about the Bible themes.
We like to sing about the Bible themes.
It helps us understand (God's Wo-ord).

Matthew—Jesus, the king;
Mark—Jesus, the servant;
Luke—Jesus, the perfect man;
And John—He's the Son of God.
(Repeat chorus.)



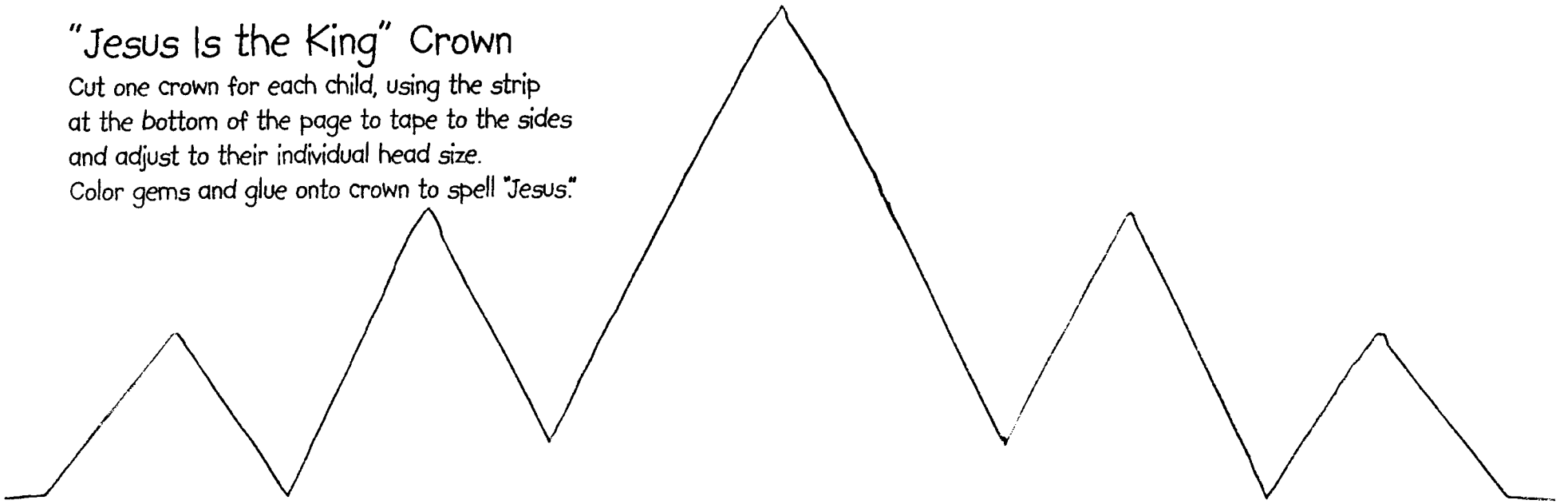
Took:
















- Activity Page Comes to Life: (MAT15ECGF8 and MAT15ECGF9)** Materials needed: the GF8 picture, GF9 patterns of children cut out ready to assemble, glue sticks, brass fasteners, wiggle eyes, paper “springs,” yarn. Using the MAT15ECGF8 picture, assist the children in creating a “movable” picture. Make several paper “springs” for each child’s paper by folding small strips of paper in an accordian style. Glue one end of the folded paper to the GF8 page and glue the other end to the back of the GF9 children. The pictures of children will move on the springs. Attach other GF9 pictures of children with a brass fastener. Add eyes and yarn for hair as time allows. Jesus told His disciples to humble themselves as little children. The children can have fun playing with their movable activity page.
- Cross for the Season: (MAT15ECGF10 and MAT13ECGF9)** Materials needed: GF10 cross copied on card stock paper, felt or other materials that are gold, silver, bronze, spring-loaded clothespin, glue stick, MAT13ECGF9 memory verse. In the review of Matthew, the children will be reminded of Jesus' death on the cross. The cross reminds of us of Christ's suffering for the believer's sins. Assemble the cross using the material or felt by gluing to the cardstock. Glue the the GF9 verse to the front of the cross. Glue the clothespin to the back of the cross. The children can give this cross to a family member or friend to decorate their Christmas tree and share the true gift of Christ this Christmas season.
- Preschool Page for Parents: (MAT15ECPPP)** Send a page home with each child, encouraging parents to reinforce the Bible truths at home. Spend a few minutes before the children go home creatively reviewing the song and memory verse.

"Jesus Is the King" Crown

Cut one crown for each child, using the strip at the bottom of the page to tape to the sides and adjust to their individual head size.

Color gems and glue onto crown to spell "Jesus."





Jesus is the King

Jesus is the King

Jesus is the King



Memory Game Cards (Lessons 1-6)


Lesson 1




Lesson 2



Lesson 3



Lesson 4



Lesson 5




Lesson 6




Memory Game Cards (Lessons 7-12)

Lesson 7



Lesson 8



Lesson 9



Lesson 10



Lesson 11




Lesson 12



Memory Game Cards (Lessons 13-14)


Lesson 13



Lesson 14




Lesson 13



Lesson 14







Lesson 13



Lesson 14



**Star in the
Sky Clothespin**



Memory Verse Review

Matthew 6:33: But seek first His kingdom and His righteousness,
and all these things will be given to you as well.

Matthew 11:28: Come to Me...and learn from Me...
and you will find rest for your souls.

Matthew 16:16: You are the Christ, the Son of the living God.




Matthew 18:4: Therefore, whoever humbles himself like this child
is the greatest in the kingdom of heaven.


Matthew 24:44: So you also must be ready, because the Son of Man
will come back.




Jesus told His disciples to be humble and dependent like a little child.

Children for MAT15ECGF8 Activity Page







This is what I learned today!

Jesus is the King of the kingdom of heaven. The Magi worshiped Him as king when He was born in Bethlehem. Jesus grew up, and after He was baptized, God's voice from heaven spoke, saying He was pleased with His Son. Jesus taught His disciples and large crowds of people about the kingdom of heaven. Jesus performed many miracles to show He had power over all things. Jesus told the disciples that the people of His kingdom must humble themselves like little children. Proud people don't think they need to repent of their sins and will not enter the kingdom of heaven. Only those who love and obey Jesus will live with Him forever in the kingdom of heaven.

Today's Memory Verse

**So you also must be ready,
because the Son of Man will come back.
Matthew 24:44**

Jesus is the king of the kingdom of heaven.







For a review of Matthew, look for the pictures on the back side of this page that tell the story of Jesus' life and teachings. For an even better review, read the Matthew Book #2 story book of pictures that is available along with a cassette tape. Preschool children love to listen to these stories over and over. Learn the "Bible Themes" song along with your children. It will help you get a "big picture" for the books of the Bible.

King Jesus Will Rule (tune: "King Jesus Is All")

King Jesus will rule (echo), the kingdom of heav'n (echo).
King Jesus will rule (echo), the kingdom of heav'n (echo).
King Jesus will rule (echo), the kingdom of heav'n (echo).
King Jesus will rule (echo), forever, amen (echo).

* For tunes to songs, ask about the preschool tape.



Jesus
is
King!

