

Materials I Need:

Legend:



= Option 1, Appropriate for 1st – 2nd Grade



= Option 2, Appropriate for 3rd – 6th Grade

Memory Work:

“Above His head they placed the written charge against Him: ‘THIS IS JESUS, THE KING OF THE JEWS.’” Matthew 27:37

Suggested Thematic Tracks:

① **Jesus Is King; Therefore, Submit to Him**

HOOK: What Did the Sign Say? (*Worksheet*)

LOOK: Matthew 27:37 (*Discussion*)

Respond to the King (*Activity*)

What Do You Desire Most? (*Discussion*)

Prophecies That Point to Jesus (*Worksheet*)

Gospel Bingo (*Game*)

TOOK: Submit to the Savior (*Journal*)

Being a Part of God’s Kingdom (*Craft and Game*)

② **Book of Matthew**

HOOK: Not Quite Right (*Discussion*)

Operator (*Activity*)

Reporter’s Interview of Matthew (*Skit*)

Tax Collector (*Game*)

BOOK: Matthew’s Point of View (*Presentation*)

LOOK: Reporting the Good News (*Worksheet*)

TOOK: Who Is Matthew? Wheel (*Craft*)



Matthew’s Baseball Diamond (*Game*)

➤ **Complementary Activities**



Hook:



① **What Did the Sign Say? (*Worksheet*)**.   Have the students use the graph to find out what the sign said that the Roman soldiers nailed above Jesus’ head. Tell the students that the Roman soldiers wrote it to mock Jesus, but what they had written was indeed true, **MAT15.GF1**.

② **Not Quite Right (Discussion).** 🧑, 🦋 Copy and cut apart the wrong verses from **MAT15.GF2 Pg. 1** and give to each of the students. Have a student read his or her verse. Ask him or her if the verse is correct. If the student is not sure or does not know the correct verse, give him or her the reference and have him or her look up the verse and tell how the wrong words in the verse change the meaning. The correct verses on **MAT15.GF2 Pg. 2** can also be cut apart and distributed, if desired. Explain to the students how they will learn in today's lesson the important reason Matthew was guided by the Holy Spirit to write down a reliable account of Jesus and His teachings.

② **Operator (Activity).** 🧑, 🦋 Start a message by whispering a sentence to a student at the beginning of the row at the front of the class. (Example: "Matthew was a tax collector in Capernaum" or, "Jesus said, 'Surely I am with you always, to the very end of the age.'") Have the students pass it on by whispering the message they heard to the person next to them, and so on. The student receiving the message may say "operator" only once if he did not understand the message. When the message gets to the end of the back row, have the last student say the message out loud. Tell the students that after Jesus' death the church began to grow. Not every church had its own apostle so the people would have to remember the teachings they heard and retell them to others. This means of communication became unreliable because people would not be able to remember the teachings accurately. Explain that, in today's lesson the students will discover how that all changed.

① **Respond to the King (Activity).** 🧑, 🦋 Make 11 copies each of **MAT15.GF3 Pgs. 1 & 2** (Copy **MAT15.GF3 Pg. 1** onto cardstock). In each magnified crown from **MAT15.GF3 Pg. 1**, write one of the listed Bible verses. Cut around the magnifying glasses and put them around the room (walls, desks, ceiling, etc.) Give a copy of **MAT15.GF3 Pg. 2** to the first 11 students who arrive at least five minutes before the HOOK begins. Send them on a hunt for clues to find the true King. When they find one of the magnifying glasses, they should look up the verse and write it in the space provided. The students who arrive after the first 11 students (or less than five minutes before class begins) should team up with those who already have begun to look up clues. Before the BOOK time, ask the students to read one of the clues they found about the coming King or how we should respond to the King.

② **Reporter's Interview of Matthew (Skit).** 🧑, 🦋 One teacher dresses up as Matthew. Another teacher dresses up like a news reporter for a newspaper. Matthew is at the front of the class writing something down on a piece of paper. The news reporter comes up to him and asks questions along the lines of:

"Excuse me sir, may I ask WHO you are?" Matthew will answer, telling of his past, and explaining that he had been a tax collector but now he is one of Jesus' disciples.

"WHAT are you doing?" Matthew will explain that the Holy Spirit is leading him to write an accurate account of Jesus and His teachings.

"WHY are you writing these things down?" Matthew answers, "You will find that out in today's lesson."

② **Tax Collector (Game).** 🧑, 🦋 Prepare in advance:

- some form of currency (e.g., pennies, copied paper, etc.)
- activity stations with duties requiring some effort
- treats for the students to buy

Set up several stations around the classroom with certain activities requiring some effort. Instruct students to visit the different stations and perform the duties outlined there (e.g., push-ups or exercise, memorization of verses, puzzle solving, etc.). For each completed task, the students will earn the given amount of currency stated for that task. This "money" can be used to purchase some treats later in the class. Perhaps even set up a price list for these treats so that the students can better understand the value of this currency. After several ambitious students have earned quite a wealth for themselves, enter the tax collector dressed in fine clothes. This tax collector should announce a 40% tax for classroom set-up expenses, etc. Line the students up and take a little above the 40% tax, explaining that that is the only payment a tax collector receives. After the tax collector leaves, ask the students how they felt toward the tax collector. Explain that Matthew was a tax collector before Jesus called him to be an disciple. Matthew's accounting skills were used to write this careful account of Jesus' Gospel.



Grab Bag (Activity). 🦋 Choose four memorable stories from the book of Matthew. Collect in a bag items that would clearly represent each of the stories you choose. For example: a ball of wool for the parable of the sheep; a torn roll in a sandwich bag for the Last Supper; a salt shaker and flashlight for the salt and light of the earth; a bag of dirt for the parable of the soils. Divide the students into four groups, one group for each story and one leader to help lead the discussion at each table. Each group will pull an item from the bag and decide what story it represents. The students will then write down all the information that they remember from that story. At the end, each group will share their thoughts with the rest of the class. After everyone has shared, recap why these stories are important to read and study.



Book:

Presentation Ideas –



➤ Dress up like Matthew and share today's lesson as if you are Matthew. You can tell what you did before you followed Jesus, why you felt lead to write down a reliable account of Jesus and His teachings, and the other points in today's lesson.



② **Matthew's Point of View (Presentation)**. 🦋, 🦋 Welcome Matthew, your special guest, straight out of A.D. 50, to review his very unique new publication about the life and teachings of Jesus. Perhaps even format the BOOK time as an interview of this important author. Ask the significant questions:

1. What are the current events surrounding this new publication of yours?
2. Who are you and on what authority do you write these things?
3. To whom are you writing and for what purpose?
4. Where do you plan to circulate this document and when will it be released?
5. How is your record unique and why is it the first of its kind?
6. What might be a fair summary of your book?
7. Why would it benefit us to read and study this document today?

Bible Adventure for 1st – 6th Grades –

Wow! Our study of Matthew has been quite a journey! Throughout this amazing book we were astonished at Jesus' miracles and awed at His powerful teachings. His death and resurrection forever changed the life of His disciples and continues to provide hope and a way of salvation for all who believe in Him, including you and me!

Let's take a step back and look at just who wrote the book of Matthew and why he wrote it. The author's name was Matthew (makes sense!) and he was one of Jesus' twelve disciples. Before Jesus called him to leave his work and follow Him, Matthew was a tax collector in Capernaum. You need to understand that at this time the Jews despised tax collectors because they worked for the hated Roman government. They were allowed to collect extra money from the people, more than was necessary for the taxes, to keep for themselves. This, of course, did NOT make them popular with their fellow citizens! However, when Jesus called Matthew to be His disciple, he left his former way of life and followed the Lord, without question.

Now that we have some idea of who Matthew was, let's take a look at why he wrote this Gospel. After Jesus died, was resurrected, and ascended into heaven, His disciples were obedient to the Great Commission of going into the entire world and making disciples of Jesus Christ. By the power of the Holy Spirit, churches began to spring up everywhere. There were many new believers being converted from both Jewish and Gentile backgrounds. Often these believers were persecuted and needed to be encouraged while undergoing such great suffering. They also needed to be taught the signs of Christ's second coming because He was not returning as fast as they had originally thought he would. Additionally, with the passing of time, some of Jesus' teachings were being twisted and not communicated accurately. It was absolutely necessary for these new believers to be taught the pure truth of the Gospel in order to grow. For these reasons, Matthew was guided by the Holy Spirit to write down a reliable account of Jesus and His teachings.

Matthew wrote mainly to the Jewish community. Because he was a Jew himself and had been a careful accountant of money in his tax-collecting days, Matthew was able to write a very detailed and organized account of Christ's ministry, directed to both believing and unbelieving Jews. Matthew referred many, many times to the Old Testament, which was very familiar and meaningful to his Jewish audience. He also placed great emphasis on Jesus' teachings. He wanted to demonstrate that what Jesus said and did was the fulfillment of the Old Testament. He did not want anyone to miss the connection.

The overall theme Matthew drove home in his Gospel account was that Jesus was the promised Messiah and King of the Jews. This is what he wanted his readers to know without a doubt. The book of Matthew began with a genealogy of Christ that tied Him to God's covenant made to both Abraham and David. In this covenant God promised that a king would be born from the descendants of David who would reign forever and through whom all the nations of the earth would be blessed. Matthew provided proof that Jesus was indeed this promised King and Messiah by telling of at least 60 different instances where He did exactly what the Old Testament prophets had predicted hundreds of years before.

In addition to proving that Jesus was the promised Messiah, Matthew also wanted his writing to encourage Jewish believers who faced the persecution of their fellow unbelieving Jews. Many, including the chief priests and elders, did not accept that Jesus was the promised King because He did not set up an earthly kingdom that overthrew their Roman oppressors. Matthew described in detail the teachings and parables of Jesus that explained and clarified what the kingdom of heaven was truly like. To enter, both Jew and Gentile alike must repent of their sins and receive God's mercy through Christ's death and resurrection. Jesus brought His kingdom to the nation of Israel first, but because of their rejection He opened it up to all who would acknowledge Him as King. To do otherwise is to face the fearsome judgment of God at the second coming of Christ. This brought hope to the Jewish Christians because they knew that, even though the nation of Israel as a whole rejected the kingdom of heaven, as believers they were a part of God's plan and citizens of His kingdom.

Finally, Matthew wanted to motivate Jewish believers to spread God's plan of salvation to the Gentiles. They were given this new responsibility in the Great Commission when Jesus commanded, "All authority in heaven and on earth has been given to Me. Therefore go and make disciples of all nations, baptizing them in the name of the Father and of the Son and of the Holy Spirit, and teaching them to obey everything I have commanded you. And surely I am with you always, to the very end of the age" (28:18-20). Clearly, it is God's desire to extend His plan of salvation beyond His chosen nation of Israel and out to the ends of the earth. Matthew was letting Jewish believers know that they had a whole new job to do!

Matthew wrote to encourage Jewish Christians, but his Gospel account can encourage every Christian, even today. Jesus IS the promised king. Have you submitted your life to Him by repenting of your sins and seeking His kingdom? Ask God to change your heart and make Him your greatest delight and desire. And remember, as a citizen of God's kingdom, you are to obey the Great Commission by proclaiming the Good News of Jesus to the unbelieving people around you. Who knows, someday God may give you the privilege of being a missionary and carrying the Gospel to the "ends of the earth"!

Aim Questions

- 1. Why was it important that a Gospel account was written by one of the disciples?** *(God's truth was being communicated inadequately by men who were not Christ's disciples; believers suffered persecution and needed encouragement from accurate truth; the signs of Christ's return needed to be articulated for following generations.)*
- 2. Who was Matthew?** *(A Jewish tax collector called by Christ to follow Him; one of the twelve disciples.)*
- 3. To whom did Matthew write this Gospel and how do we know?** *(To Jewish believers; 75 allusions to Old Testament events and around 50 Old Testament quotations.)*
- 4. What is Matthew's overall theme in this Gospel account?** *(Jesus is the promised Messiah and King of the Jews.)*
- 5. For what three purposes did Matthew write this Gospel?** *(To demonstrate that Jesus Christ is the promised Messiah and King of Israel, bridging the Old Testament with the New Testament; to encourage Jewish believers; to explain and motivate Jews toward God's redemption plan for Gentiles.)*
- 6. Why is it important for you to know God's promises?** *(So that you can glorify God in our trust of Him and your delightful dependence as God gives every good thing you need.)*
- 7. How does the coming of Jesus' kingdom affect you?** *(A life-or-death issue of the heart)*






Look:




- ① **Matthew 27:37 (Discussion).** Direct the students to open their Bibles to Matthew 27:37 and read the verse to them. Ask the students to look at the verses surrounding this memory verse and recall the context of this incident. After gathering their insight, ask them:
 1. Was this statement true of Jesus? How do you know?
 2. How was this a charge against Jesus? Why was Jesus killed?
 3. What is the irony of this sign?
- ① **What Do You Desire Most? (Discussion).** Ask the students what it means to desire something (to wish or long for, yearn for, crave). Ask them what they desire. Tell them that there are things in life that we desire, but as Christians Jesus should be our greatest desire. When we become Christians, our old worldly desires change so that we have an excitement for Jesus and His kingdom to come. Ask if they have that excitement. Ask the students to ask God to change their hearts so that they will have more desire for His kingdom.
- ① **Prophecies that Point to Jesus (Worksheet).** Have the students look up the verses from the Old Testament that prophesied Jesus' coming on **MAT15.GF4**. Then have them match the verses to the correlating passage from the New Testament. Tell the students that Matthew provided proof that Jesus was indeed the promised King. Jesus did exactly what the Old Testament prophets had predicted hundreds of years before.
- ① **Gospel Bingo (Game).** Review Matthew with the students by using this Bingo game. Before class, cut out the strips of questions from **MAT15.GF5 Pg. 6** that will be used for "call out" to the Bingo players. There are five different cards included in the game (**MAT15.GF5 Pgs. 1-5**). Be creative with the game pieces by using something from Matthew (e.g., ???).
- ② **Reporting the Good News (Worksheet).** Explain to the students that a good reporter knows the facts. When he or she is writing a news story, he or she asks, WHO is the story about?, WHAT did that person do?, WHEN did it happen?, WHERE did it happen?, and WHY did it happen? The students will be taking the role of a reporter as they work on **MAT15.GF6**.
- **Aim Questions (Worksheet).** Have the students answer the Aim Questions about today's Bible Adventure, **MAT15.GF7**.
- **Matthew 27:37 (Memory Verse Song).** Words and music for today's memory verse are available upon request from Children's Ministry.



Took:

- ② **Who Is Matthew? Wheel (Craft).** Each student will need:
 - MAT15.GF10 Pgs. 1 & 2** copied onto two different colored cardstock
 - scissors
 - one brad
 - crayonsHave the students follow the directions below to complete their craft:
 1. Color **MAT15.GF10 Pgs. 1 & 2**.
 2. Cut out the two wheels on **MAT15.GF10 Pgs. 1 & 2**.
 3. Insert the brad into the center of the two wheels.



-  ① **Submit to the Savior (Journal).** ,  Provide each student with a copy of **MAT15.GF8**. This journal can be worked on during class and then sent home with the student to finish. The journal is designed to share the Gospel, stimulate spiritual growth, and point out the need and command to proclaim the Gospel.

-  ① **Being a Part of God's Kingdom (Craft and Game).** ,  Each student will need:
MAT15.GF9 Pg. 1
scissors
crayons or markers

Have the students follow the directions below to complete their crafts:

1. Cut out **MAT15.GF9 Pg. 1** on solid lines.
2. Color the four crosses and category names with a different color.
3. Lay paper printed side down.
4. Fold in half on dotted lines. Open the paper.
5. Fold paper in half in the opposite direction. Open the paper.
6. Fold paper corners to the middle of back side of paper on dotted lines.
7. Turn folded paper over and fold paper corners into the middle of square on dotted line.
8. Fold paper in half. Open and fold in half in the opposite direction.
9. Slip your thumbs and pointer fingers into the folded pockets of the game.
10. Move your fingers back and forth and side to side to make the game open and close.
11. Read directions on how to play on **MAT15.GF9 Pg. 2**.

This folded paper game will help the students remember what it means to be part of God's kingdom.

-  ② **Matthew's Baseball Diamond (Game).**  Divide the students into two teams and lay out a baseball diamond with four chairs as bases. Each student will step up to bat and choose a single, a double, a triple, or a home run. If a student chooses a single, double or triple, then he or she must state one, two, or three, respectively, of Matthew's purposes in writing his Gospel. If a student chooses to hit a home run, he or she must state all three purposes and a specific application from the book of Matthew for his or her own life. After every student has been up to bat, you may choose to ask other questions to review the book of Matthew. The size of run they choose (e.g., single, double, etc.), may be proportionate with the difficulty of the question you ask. At the end of the game, explain that the real winner in Matthew's Baseball is the person who applies these truths to his or her own life. Review the applications students have already mentioned.

-  ➤ **Put It All Together (Craft/Discussion).** ,  Each student will need:

MAT15.GF11 Pg. 1 copied onto colored cardstock
Copy of the meanings of the symbols from **MAT15.GF11 Pg. 2**
scissors
glue
string or yarn

Create a visual overview of the major themes in Matthew. Using **MAT15.GF11 Pg. 1**, create a mobile with the students. Show each symbol and tell them what each represents.

Crown = Jesus is King

Heart = Repent in your heart

Arrows = The Great Commission (Go and make disciples)

Have the students follow these directions to complete their crafts:

1. Cut the shapes from **MAT15.GF11 Pg. 1**
2. Paste the meanings from **MAT15.GF11 Pg. 2** onto the appropriate symbol.
3. Make holes in each shape where shown.
4. Thread yarn through bottom of crown to top of heart and bottom of heart to top of arrow to make a hanging mobile.






After the project is complete bring the students together and discuss why these points are so important in our lives.

What Did the Sign Say?

Use the graph to find out.

Example:

😊 ❤️ = H

	I	E	O	U
😊	S	H	N	W
	G	F	T	J
		❤️		



K



NOT QUITE RIGHT

INCORRECT VERSES

<p>“For God so loved the world that He gave His one and only Son, that whoever has heard of Him shall not perish but have eternal life.” John 3:16</p>	<p>“For God so loved the world that He gave His one and only Son, that whoever has heard of Him shall not perish but have eternal life.” John 3:16</p>
<p>“No authority in heaven and on earth has been given to Me.” Matthew 28:18</p>	<p>“No authority in heaven and on earth has been given to Me.” Matthew 28:18</p>
<p>“Be sure to do your ‘acts of righteousness’ before men, to be seen by them. If you do, you will have reward from your Father in heaven.” Matthew 6:1</p>	<p>“Be sure to do your ‘acts of righteousness’ before men, to be seen by them. If you do, you will have reward from your Father in heaven.” Matthew 6:1</p>
<p>“But seek first your own desires then His kingdom and His righteousness, and all these things will be given to you as well.” Matthew 6:33</p>	<p>“But seek first your own desires then His kingdom and His righteousness, and all these things will be given to you as well.” Matthew 6:33</p>
<p>“When Jesus had entered Capernaum, a centurion came to Him, asking for help. “Lord,” he said, “my servant lies at home paralyzed and in terrible suffering.” Jesus said to him, “Go away. Can’t you see that I am tired and have a million things to do?” Matthew 8:5-7</p>	<p>“When Jesus had entered Capernaum, a centurion came to Him, asking for help. “Lord,” he said, “my servant lies at home paralyzed and in terrible suffering.” Jesus said to him, “Go away. Can’t you see that I am tired and have a million things to do?” Matthew 8:5-7</p>
<p>“Jesus said, ‘Do not let the little children come to Me, and do not hinder them, for the kingdom of heaven will never belong to such as these.’” Matthew 19:14</p>	<p>“Jesus said, ‘Do not let the little children come to Me, and do not hinder them, for the kingdom of heaven will never belong to such as these.’” Matthew 19:14</p>
<p>“Children, do not obey your parents in the Lord, for this is right.” Ephesians 6:1</p>	<p>“Children, do not obey your parents in the Lord, for this is right.” Ephesians 6:1</p>

NOT QUITE RIGHT

CORRECT VERSES

<p>“For God so loved the world He gave His one and only Son, that whoever believes in Him shall not perish but have eternal life.” John 3:16</p>	<p>“For God so loved the world He gave His one and only Son, that whoever believes in Him shall not perish but have eternal life.” John 3:16</p>
<p>“All authority in heaven and on earth has been given to Me.” Matthew 28:18</p>	<p>“All authority in heaven and on earth has been given to Me.” Matthew 28:18</p>
<p>“Be careful not to do your ‘acts of righteousness’ before men, to be seen by them. If you do, you will have no reward from your Father in heaven.” Matthew 6:1</p>	<p>“Be careful not to do your ‘acts of righteousness’ before men, to be seen by them. If you do, you will have no reward from your Father in heaven.” Matthew 6:1</p>
<p>“But seek first His kingdom and His righteousness, and all these things will be given to you as well.” Matthew 6:33</p>	<p>“But seek first His kingdom and His righteousness, and all these things will be given to you as well.” Matthew 6:33</p>
<p>“When Jesus had entered Capernaum, a centurion came to him, asking for help. ‘LORD,’ he said, ‘my servant lies at home paralyzed and in terrible suffering.’ Jesus said to him, ‘I will go and heal him.’” Matthew 8:5-7</p>	<p>“When Jesus had entered Capernaum, a centurion came to him, asking for help. ‘LORD ’ he said, ‘my servant lies at home paralyzed and in terrible suffering.’ Jesus said to him, ‘I will go and heal him.’” Matthew 8:5-7</p>
<p>“Jesus said, ‘Let the little children come to Me, and do not hinder them, for the kingdom of heaven belongs to such as these.’” Matthew 19:14</p>	<p>“Jesus said, ‘Let the little children come to Me, and do not hinder them, for the kingdom of heaven belongs to such as these.’” Matthew 19:14</p>
<p>“Children, obey your parents in the Lord, for this is right.” Ephesians 6:1</p>	<p>“Children, obey your parents in the Lord, for this is right.” Ephesians 6:1</p>



Jesus

Is

King

Psalm 72:10

Isaiah 7:14

Isaiah 60:3, 6

Isaiah 60:9

What
to
do?

Acts 5:29

Hebrews 5:9

James 4:7

Isaiah 7:14



Psalms 72:10

Isaiah 60:3, 6

Isaiah 60:9

Acts 5:29

Hebrews 5:9

James 4:7

Prophecies of a Suffering King

Matthew referred to the Old Testament more than any other Gospel writer. This was largely due to Matthew's audience and his purpose for writing the Gospel. Matthew wanted the Jews to know that Jesus was the promised Messiah. He referred to these Old Testament prophecies because his audience knew the prophecies and would understand. Match up the Old Testament prophecies to the New Testament fulfillment by drawing a line from one to the other. Try the challenge verses once you have finished the top section.

Prophecy

Micah 5:2
Isaiah 7:14
Jeremiah 31:15
Hosea 11:1
Isaiah 9:1-2
Zechariah 11:12
Zechariah 11:13
Isaiah 53:4-5
Psalm 22:8

Challenge Verses

Isaiah 53:7
Isaiah 53:12
Psalm 22:6-8
Isaiah 53:9
Psalm 16:10
Isaiah 9:7
Genesis 17:19
Psalm 27:12

Fulfillment

Matthew 2:1
Matthew 1:18
Matthew 2:16
Matthew 2:14
Matthew 4:12-16
Matthew 26:15
Matthew 27:6-7
Matthew 8:16-17
Matthew 27:43

Challenge Verses

Matthew 1:1
Matthew 28:9
Matthew 27:57
Matthew 26:60-61
Matthew 27:39-40
Matthew 1:2
Matthew 26:62-63
Matthew 27:38

GOSPEL BINGO

Jesus Is King	Third Day	Crucified
Messiah	Taught in Parables	Performed Miracles
Great Commission	Do Not Be Afraid	The Gospel of Matthew

GOSPEL BINGO

Do Not Be Afraid	Third Day	Crucified
Jesus Is King	Taught in Parables	Messiah
The Gospel of Matthew	Performed Miracles	Great Commission

GOSPEL BINGO

Taught in Parables	Jesus Is King	Crucified
Messiah	Third Day	Performed Miracles
Great Commission	Do Not Be Afraid	The Gospel of Matthew

GOSPEL BINGO

Great Commission	Third Day	Performed Miracles
Crucified	Jesus Is King	Messiah
Taught in Parables	Do Not Be Afraid	The Gospel of Matthew

GOSPEL BINGO

Jesus Is King	Crucified	Do Not Be Afraid
The Gospel Of Matthew	Third Day	Performed Miracles
Great Commission	Taught in Parables	Messiah

What is the theme of Matthew?

On what day did Jesus defeat death?

How did King Jesus die?

What is another name to say Jesus is King?

What teaching method did Jesus use to teach the people?

How did Jesus authenticate or prove that He was God?

What do we call Jesus' command to share the Gospel, make disciples, and baptize the believers from Matthew 28:18-20?

What were Jesus' first recorded words after He rose from the dead?

What book of the Bible proclaims that Jesus is King over all?



Reporting the "Good News"

Who—is the story about?

What—did that person do?

When—did it happen?

Where—did it happen?

Why—did it happen?



Aim Questions

Answer the following questions about today's Bible Adventure.

1. Why was it important that a Gospel account was written by one of the disciples?
2. Who was Matthew?
3. To whom did Matthew write this Gospel and how do we know?
4. What is Matthew's overall theme in this Gospel account?
5. For what three purposes did Matthew write this Gospel?
6. Why is it important for you to know God's promises?
7. How does the coming of Jesus' kingdom affect you?

We need to first be seeking God's kingdom and believing His promises. Seeking and believing will yield a calm and trusting heart that is encouraged by God's truth.



"Above His head they placed the written charge against Him: 'THIS IS JESUS, THE KING OF THE JEWS.'"

Matthew 27:37

Proclaim the Good News

*Record in this section people with whom you can be sharing the Gospel.
Think about family members, friends, and people at school. Pray for
these people and for more opportunities to share your faith.*



Submit to the Savior



**Jesus
King of the Jews**

Repent and Believe



"But your sins have separated you from your God; they have hidden His face from you, so that He will not hear." - Isaiah 59:2

"That if you confess with your mouth Jesus as Lord, and believe in your heart that God raised Him from the dead, you shall be saved." - Romans 10:9

"And these will pay the penalty of eternal destruction, away from the presence of the Lord and from the glory of His power." - 2 Thessalonians 1:9

"For Christ died for sins once for all, the righteous for the unrighteous, to bring you to God." - 1 Peter 3:18

"You are worthy, our Lord and God, to receive glory and honor and power, for you created all things, and by your will they were created and have their being." - Revelation 4:11

Four Key Principles for Spiritual Growth


List the four key principles for spiritual growth below. Are these principles a part of your life?

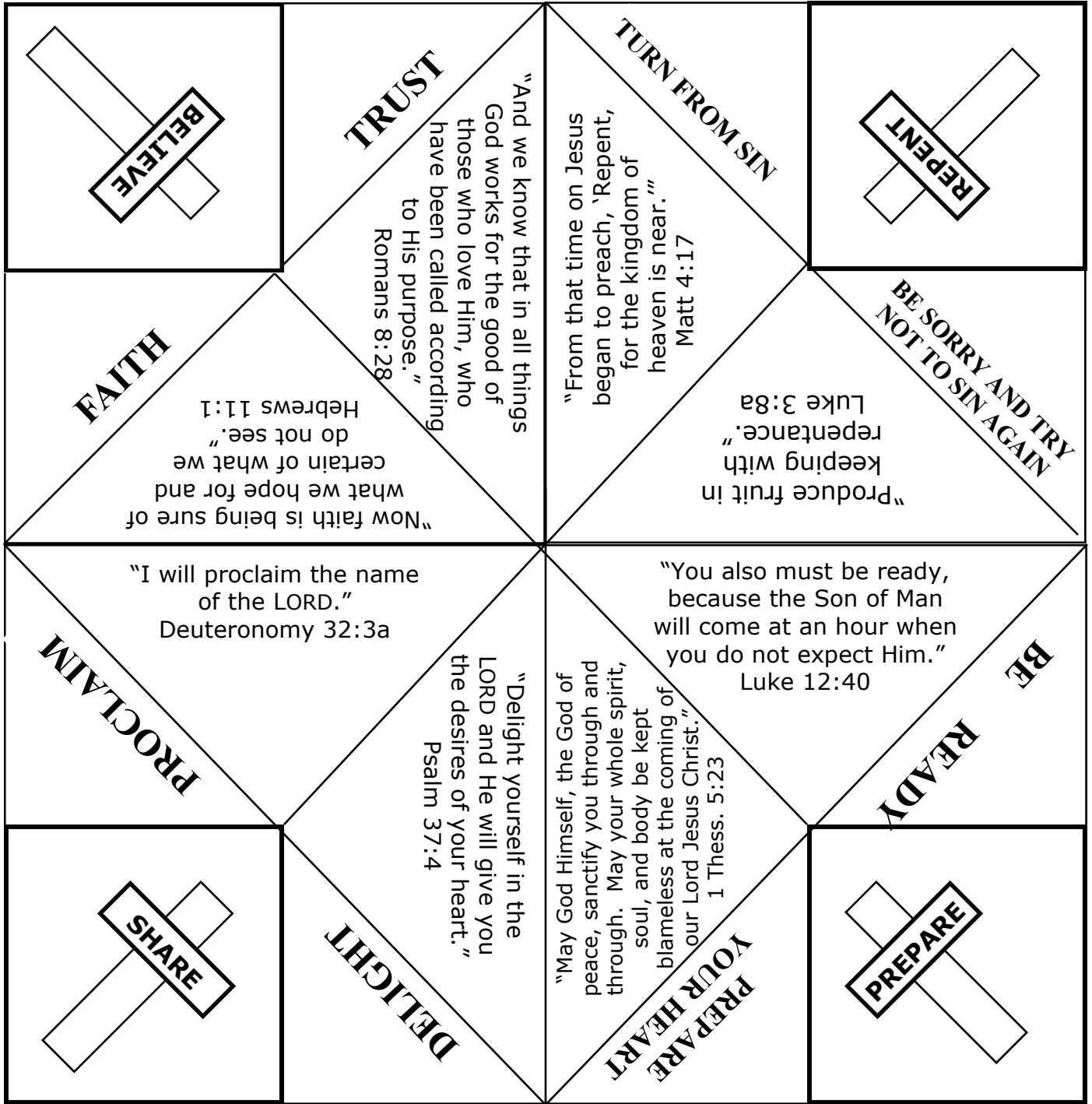
Psalm 1:1-3 —

Acts 1:8 —

Hebrews 10:24-25 —

1 Peter 5:7 —





BEING A PART OF GOD'S KINGDOM

To play your game with a partner:

1. Place the folded paper game or catcher on your fingers and ask your partner to pick a colored cross.
2. Spell the category name (Believe, Repent, Prepare, Share) while moving the catcher open for each letter. The catcher should remain open.
3. Have your partner choose one of four words that describe the categories (Faith, Trust, Turn from Sin, etc.). See if you can remember which word goes with which category. For example: If you chose the word FAITH, tell your partner that faith is part of BELIEVING. Open and close the catcher to spell out the word F-A-I-T-H. For word phrases, open and close the catcher for each word in the phrase.
4. Your partner chooses another word under the main category and tells which category the word belongs to as he or she did above in #3. Take the catcher off your fingers and open to read the verse printed under the word.
5. Play the game again, this time letting your partner move the catcher.
6. After playing several times, see if you can say the verse under the flaps without looking at it.

Note to Teachers:

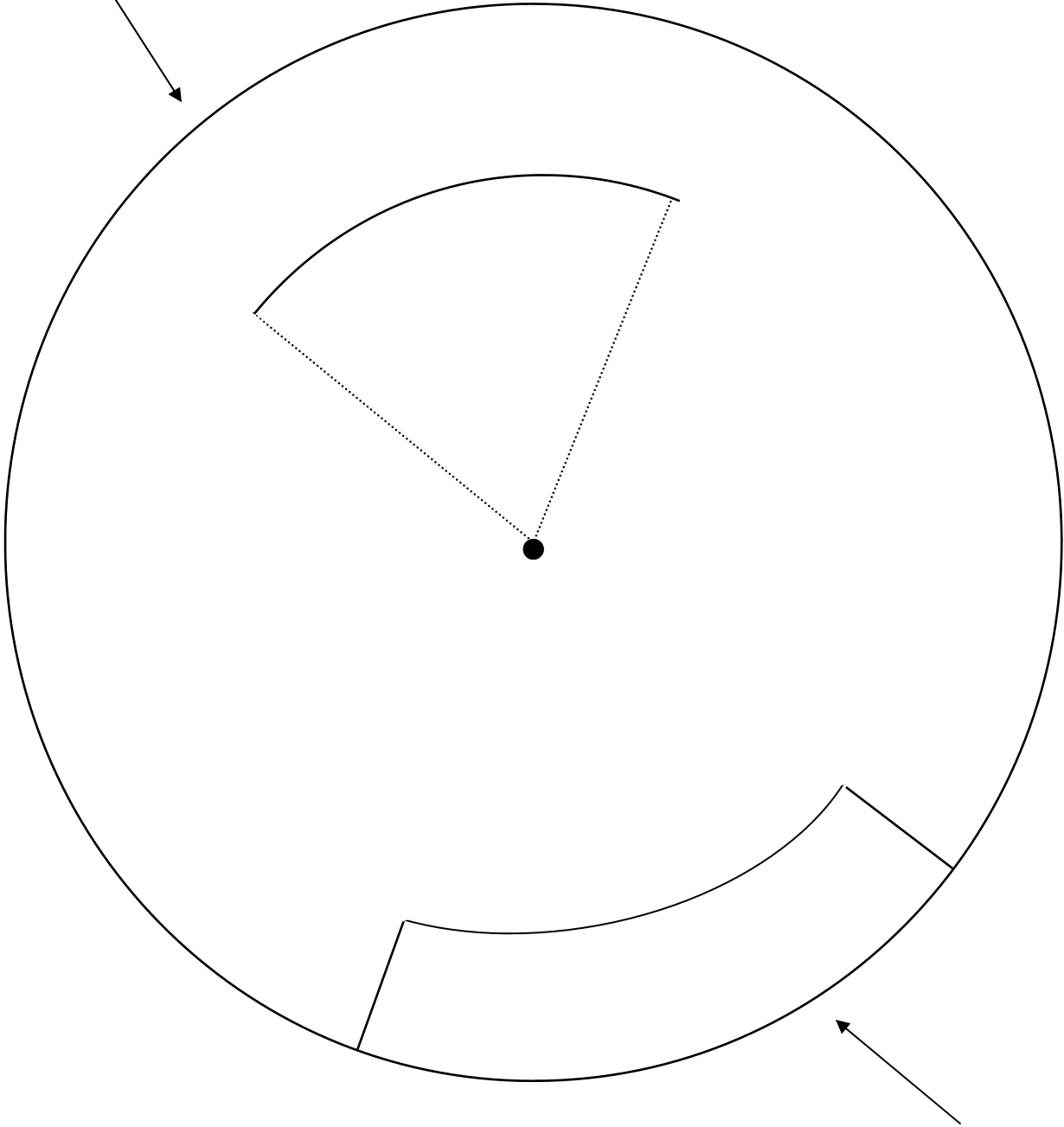
This is a great way to reinforce how we can be a part of God's kingdom.

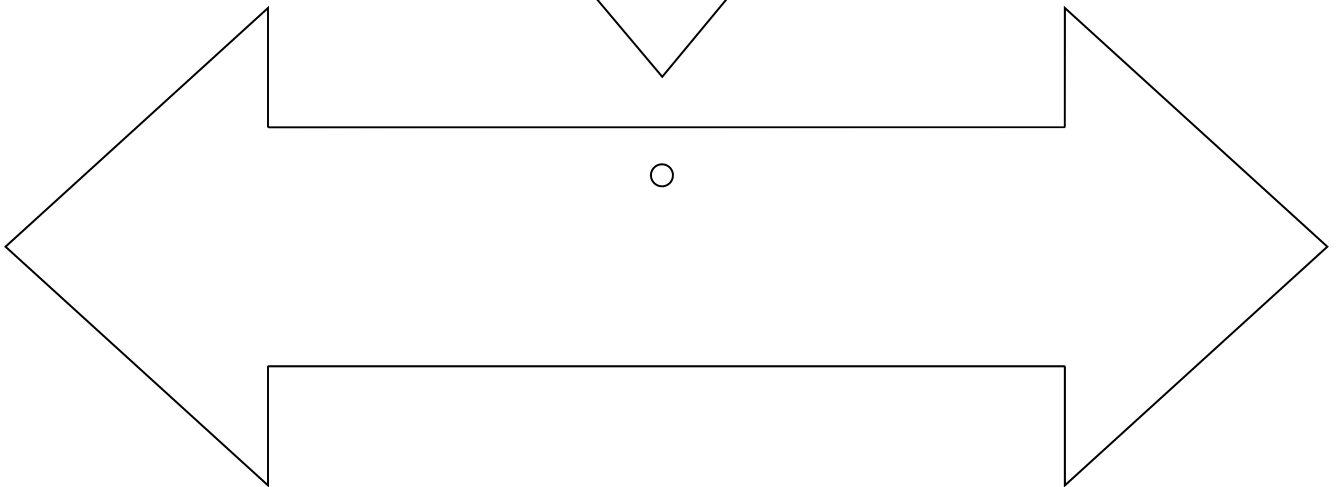


1. We must BELIEVE, which calls for FAITH and TRUST.
2. We must REPENT, to do this we must TURN FROM SIN and BE SORRY AND TRY NOT TO SIN AGAIN.
3. We must PREPARE by BEING READY for Christ's return and WE MUST BE PREPARING OUR HEARTS to be more like Jesus.
4. We must SHARE our faith with others by DELIGHTING in Jesus and PROCLAIMING Him to all the earth.

Use this game and have the students talk about God's kingdom as they follow the directions above.



Cut out pie shape
and curved shape





CROWN = **Jesus is King**

HEART = **Repent in
your heart**

ARROW = **The Great Commission**

- Cut out the meanings (in bold) and paste onto appropriate shape on page 1.

CROWN = **Jesus is King**

HEART = **Repent in
your heart**

ARROW = **The Great Commission**

- Cut out the meanings (in bold) and paste onto appropriate shape on page 1.