

Materials I Need:

Key for symbols:

- This symbol represents ideas that can be used for two-year-olds through kindergarten. Please remember to slow way down for two-year-olds and keep the pace moving for five-year-olds.
- ② This symbol represents ideas that can be used for two- and three-year-olds.
- ④ This symbol represents ideas that are best used for four-year-olds through kindergarten.

Memory Verse:

Matthew 6:33: But seek first His kingdom and His righteousness, and all these things will be given to you as well.

Hook:

- Teachers' Tips for Matthew Lesson Four:** Plan your morning. Know what time you will start each activity. Preschoolers have fairly short attention spans. Try not to have any one activity last more than ten minutes. Smooth transitions between activities must be thought through ahead of time. Alternate "quiet" activities with "busy" activities throughout the morning.
- "Worldly Treasures" Center:** Provide numerous magazines and catalogs for the children to look through to pick out things that look valuable to them and things they would like to have. What would they like to find in a treasure box? Glue the pictures they cut out onto a piece of paper. Ask the child why he would want some of the treasures in his pictures. "In today's Bible Adventure, Jesus teaches that God's kingdom and righteousness are the best treasures to seek because they last forever. They never break, and no one can ever steal them away."
- "God Takes Care of the Flowers" Center:** Bring in several different kinds of flowers for the children to closely observe. Use a magnifying glass to enhance observation skills. A book showing different parts of a flower and the names of the flowers would also be helpful. "In today's Bible Adventure, Jesus teaches that flowers never worry about what to wear. We don't need to worry about what to wear either because we are much more special to God than the flowers. Look at how well God takes care of the flowers. God will also take care of our needs."
- Narrow Road and Wide Road:** Bring a balance beam or 2" x 4" board with blocks (narrow road) to class. (Placing the board a few inches off the floor is desirable.) Have the children carefully walk along the board. The teacher should walk with each child and help him to balance if necessary. Set up a "wide road" next to the balance beam with two ropes set far apart or use a wide tumbling mat. On the wide road, give the children harder challenges to go the length. They could skip, roll, jump, bunny hop, etc. Ask the children if they could do those same actions on the balance beam. "In today's Bible Adventure, the balance beam represents the road to heaven. It is narrow and not easy. The wide road is easy and most people want to do whatever they like on the wide road."
- "God Takes Care of the Birds" Center:** Bring a bird's nest, eggs, feathers, birdhouse, etc., for the children to look at and handle. Show pictures of different kinds of birds from an old calendar or library books. Identify as many birds from the pictures as possible. "In today's Bible Adventure, Jesus teaches that God takes care of the birds. He gives them feathers, beaks, feet, etc., so they catch food to eat. Jesus loves us more than the birds and takes care of our needs, too."

- “God Takes Care of Me” Sticker Page: (MAT04ECGF12 and MAT04ECGF13)** Let the children each color the picture of the children with Jesus. They can add a GF13 bird and flower sticker while discussing that God takes care of the birds and flowers, and He is going to take care of you. To make stickers, copy the GF13 page on 1” x 2 5/8” laser labels.



Book:

Presentation Ideas -

- Color and show the **MAT04ECGF1, MAT04ECGF2, MAT04ECGF3, MAT04ECGF4, and MAT04ECGF5** pictures as you tell the Bible Adventure.
- Matthew Review Board:** Using the board, "Seeking God's Kingdom," review the first three pictures and add the fourth picture (**MAT03ECGF13 from last week's lesson**). Ask the children to watch and listen carefully to the story for the time when that picture is shown.

Bible Adventure for 2's & 3's-

A treasure is a special, precious thing that we want to have because it is valuable and important to us. It is a treasure to you if you like to be near it, think about it, or if you like to show it off to other people.

(Show the MAT04ECGF1 picture.) Treasures are special and can be different things to different people. *(Point out a few of the items in the picture and name them.)* Jesus taught His disciples that the people in God's kingdom will want to show off God because He is the greatest treasure of all.

(Show the MAT04ECGF3 picture.) People who love God will want to talk to God in their rooms at home when they are all by themselves. They won't wait until their family prays together or when their Sunday School teacher prays. They talk to God like He is really listening. They will tell Him they are sorry when they do something wrong. They will ask Him to help them obey. They will ask Him for whatever they might need. Jesus said, "If you are seeking God and His righteousness, He will give you everything you need. Don't worry about what you don't have."

(Show the MAT04ECGF4 picture.) "Look up at the birds in the air," Jesus said. "Birds don't worry about what they're going to eat because God takes care of them. You are much more special to God than the birds. God will always take care of you if you seek to love and obey Him."

(Show the MAT04ECGF5 picture.) Jesus said, "Look at the beautiful flowers around you. Do the flowers worry about what to wear like people sometimes do? No way! You are much more important to God than the flowers. If God gives such beautiful 'clothing' to each different flower, He will certainly give you what you need to wear. God will take the best care of you."

People who really treasure God will obey Him. It won't always be easy, but they will keep seeking to obey. They will want to listen to His words in the Bible. They will want to be near God and talk to Him. They will tell other people about Jesus.

Let's ask God to help us treasure Him and His words and to seek His righteousness.

Prayer: Dear God, You are the best treasure I could ever seek. I want to obey You so I can live in Your kingdom forever. In Jesus' name I pray, amen.

Bible Adventure for 4's, 5's & K-

(Show the review MAT03ECGF2 picture.) Last week, we learned that Jesus was teaching the people on the mountain about "Be Happy Attitudes" (Beatitudes). Jesus told the people that when they have God's happy attitudes and when they treat people with kindness rather than hurting back, it shines God's light to everyone around. It shows people that God is a shining treasure, very valuable, and His kingdom is worth seeking.

(Show the MAT04ECGF1 picture.) What is a treasure? A treasure is a special, precious thing that we want to have because it is valuable to us. Do you have any treasures at home that you love? Can your treasure be broken or taken away from you? Jesus said, "God's kingdom and righteousness are the best treasures to seek because they last forever. They never break, and no one can ever take them away from you. They will last forever in heaven."

When you treasure something or someone, you want to be near them. Sometimes you like to just look at them and feel them near you. If your treasure is a person, like your mom and dad, you will want to listen to them and talk to them. You will want to please them by obeying. Can you think of a treasure you have? Here's how you know if something is a treasure to you: you like to be near it; you like to think about it, and you like to show it off to other people.

(Show the MAT04ECGF2 picture.) Jesus said, "The people in God's kingdom will want to show off God because He is the greatest treasure of all." Jesus went on to explain, "Don't be a show-off for yourself like the Pharisees who love to stand in the streets wearing their long robes, praying lo-o-ong prayers to show how righteous and good they are. They are not righteous at all. Their hearts don't treasure God. They love themselves and are showing off for themselves. Don't be like them."

(Show the MAT04ECGF3 picture.) Jesus said, "If your best treasure is God, you will talk to God in your room at home when you are all by yourself." You won't wait until your family prays together or when your Sunday School teacher prays. You will talk to God like He is really listening. You will tell Him you are sorry when you do something wrong. You will ask Him to help you obey. You will ask Him for whatever you might need. If it is really something you need, and not just something you want, He will give it to you.

(Show the MAT04ECGF4 picture.) Jesus said, "If you are seeking God and His righteousness, He will give you everything you need. Don't worry about what you don't have. Don't fuss and whine and beg and complain. Trust God because He knows everything about you. He knows exactly what you need.

"Look up at the birds in the air," Jesus said. "Birds don't worry about what they're going to eat because God takes care of them. You are much more special to God than the birds. God will always take care of you if you seek to love and obey Him."

(Show the MAT04ECGF5 picture.) Jesus said, "Look at the beautiful flowers around you. Do the flowers worry about what to wear like people sometimes do? No way! You are much more important to God than the flowers. If God gives such beautiful "clothing" to each different flower, He will certainly give you what you need to wear. Don't worry and fuss and whine about what to wear. God will take the best care of you."

(Show the MAT04ECGF6 picture.) Jesus was getting ready to finish His teaching on the mountainside. He wanted everyone to know that there is only one way to get to the kingdom of heaven. Jesus said to the people, "Not everyone who listens to My words will get into the kingdom of heaven. Not everyone who says they love God will get into the kingdom of heaven. There are some people who say they love God and are seeking Him, but they don't treasure Him enough to do what He says. They live the way they want to, without praying to God or repenting when they sin. They worry and fuss and whine and complain, but they don't ever thank God for being their best treasure. They love to show off themselves instead of God. They only talk about themselves and how good they are. They don't talk about how good God is. These people are on a wide road with lots of other people going the same way, but it will not lead them to heaven."

Jesus said, "The people who really treasure God will obey Him." It won't be easy, but they will keep seeking to obey. People who love God will want to listen to His words in the Bible. They will want to be near God and talk to Him. They will ask God to help them love His words in the Bible. Then, they will obey God as He helps them. This path will lead them to Jesus and His kingdom of heaven.

Do you like to listen to Bible stories? Do you ask your mom and dad to read them to you? Do you listen to Bible story tapes and songs? Let's ask God to help us treasure Him and His words, and seek His righteousness.

Prayer: Dear God, You are the best treasure I could ever seek. I want to obey You so I can live with You forever. I want to seek the treasures that last forever, like Your kingdom and Your righteousness. In Jesus' name I pray, amen.

Aim Questions

Aim Questions for 2's & 3's:

1. **Who is the greatest treasure of all?** (God, Jesus.)
2. **Who takes care of the birds in the air and the beautiful flowers?** (God.)
3. **And who takes even better care of us?** (God.)
4. **How do we show other people that God is our greatest treasure?** (Love Him, pray to Him, obey Him, listen to His words in the Bible, tell others about Him.)

Aim Questions for 4's & 5's:

1. **Who is the best treasure to seek?** (God, Jesus.)
2. **How does God take care of birds and flowers?** (God feeds the birds and "clothes" the flowers.)
3. **How does God take care of His children?** (God gives the people who seek Him whatever they need.)
4. **What did Jesus say about the people who say they want to be in the kingdom of heaven, but who don't obey God?** (They will be on the path that does not lead to the kingdom of heaven. To be in God's kingdom, people must obey God and seek the things that last forever.)




Look:

- Snack Suggestion:** Serve gummy worms.
- Snack #2:** Bring chocolate gold coins for the snack. Talk about our best reward and treasure being in heaven. We don't need to worry about money or clothes or food. God tells us to pray and ask for what we need.
- Snack Grace:**
Thank you for the world so sweet.
Thank you for the food we eat.
Thank you for the birds that sing.
Thank you, God, for everything!
- Aim Questions:** Choose several pictures of flowers or birds and tape the questions to the back of them. Place them in the story circle. Ask the child to pick out the yellow daffodil, the blue bird, the red rose, the black crow, etc., when requesting the questions.
- Transition Idea:** Move from area to area with arms outstretched as if flying like a bird.
- "Hanging Heart" Mobile: (MAT04ECGF7)** Have strips of fabric already cut out to about 8" in length and 2-3" wide (or use poster board or wide ribbon). Make a loop with yarn or ribbon at the top of the strip for hanging. Give each child three GF7 hearts copied on and cut from cardstock paper. Have children color the pictures and glue or staple them to the fabric or ribbon strips. Review the Aim Questions while the children are working.
- Don't Worry Flower Puppet: (MAT04ECGF8 and MAT04ECGF9)** Roll a piece of paper lengthwise and staple it to make a stem. Color and glue the GF8 flower face and leaf on both sides of the stem at one end. Color the GF9 clothes to put on it while discussing how God takes care of us and we don't need to worry, just like He takes care of the flowers who don't need to worry about what to wear.
- Treasure Chest:** Tape a picture of a treasure chest to a box. Inside the box, place a Bible, a picture of praying hands, pictures of families and friends, pictures of God's creation, etc. Talk about all the good things God has given us now. Talk about all the good things we can give back to God, seeking His kingdom and righteousness. Talk about storing up treasure in heaven rather than showing off for people now.
- Birds and Flowers Activity:** Divide the class in half and move them to an open play area. One half of the class will be called the "birds of the air." The second half will be named the "flowers in the field." Each half will be doing something different, so to reinforce which half is which, have the children practice with the following: Flowers only raise hands, birds only jump up and down, flowers only squat down, birds only touch their heads, etc. Then try the following activities, helping the children who are quiet to stay that way. Show the children the signal to stop moving (clap, whistle, etc.) so they know when to stop and listen to the next instruction.
 1. Flowers curl into balls on the floor. (Keep heads down.)
Birds fly (arms outstretched) among them.
 2. Birds spread feet and stand still.
Flowers crawl under the bridges the birds made.
 3. Flowers stand with feet together and try to touch the birds.
Birds skip around the flowers without being tagged.
 4. Birds curl up on the floor. (Keep heads down.)
Flowers carefully step over them.
 5. Flowers crawl on the floor.
Birds try to stay away from them.
- "Birds and Flowers" Finger Play:**

Five little flowers	<i>(Hold up five fingers.)</i>
Standing in the sun;	
See their heads nodding,	<i>(Make fingers nod.)</i>
Bowing, one by one.	<i>(Make fingers bow.)</i>
Down, down, down,	<i>(Raise hands, wiggle fingers and lower arms.)</i>
Falls the gentle rain,	

And the five little flowers
 Lift up their heads again! *(Hold up five fingers.)*
 Then a bird lands near *(Swoop hand through air.)*
 And he shows no fear
 For when a robin cocks his head *(Tilt head to side.)*
 Sideways in a flower bed,
 He can hear the tiny sound
 Of a worm beneath the ground. *(Make crawling motion with finger.)*
 Uh-uhmmm! *(Rub tummy.)*

 **“Tell, Ask, Repent” Game:** Have three colored bean bags and three colored pieces of paper. Tape six pieces of paper (two of each color; you can mix them up) to the floor and let the children toss a bean bag onto one of the squares. After they toss their bean bag, help them complete the sentence based on the color their bean bag landed on or is near. Make sure every child has at least one turn each. Explain to the children what each color means before they start to play. “We’re going to tell God ‘thank you’ when the bean bag lands on yellow, we’re going to pray to God and ask for help to obey His words in the Bible when the bean bag lands on blue, and we’re going to repent and say ‘I’m sorry’ when the bean bag lands on white.” Example: Yellow means telling God thank you for being the best treasure, for Jesus, for loving me, for giving me what I need, etc. Blue means asking God for help to obey Him, love His words, pray to Him in my room, listen to His words, talk about how good He is, etc. White means repenting and saying you are sorry when you disobey, when you worry, fuss, whine, or beg, when you show off for others, or love yourself more than God.

④ **“Stop Worrying” Reminder:** Bring a stop sign to class. Have the children come up with situations that might cause them to worry. As each child shares, raise the stop sign and pray with him, asking God for what he needs.

④ **Treasure God or Treasure Self Path:** Hide papers (with the statements listed below) around the room and send the children on a hunt for all of them. Children sit facing the wall where you have a large piece of paper with a picture of a narrow path leading to Jesus on one side and a wide path to a sad child on the other. One at a time, ask a child to bring up his paper, read it, and let him choose either a sad face sticker or happy face sticker depending on what the situation is. Use the sticker to attach the paper on the appropriate path on the wall. Include the following:

Loves to show off his things.
 Loves to talk about himself.
 Loves to talk about God.
 Prays to God all during the day.
 Prays only when someone else prays.
 Tells God he is sorry for his sin.
 Asks God to help him obey.
 Asks God for things he needs.
 Worries about things he doesn’t have.
 Complains about things he doesn’t like.
 Begg for things he wants.
 Whines about things when they don’t go his way.
 Loves God.
 Obeys God.
 Listens to God’s words in the Bible.
 Asks Dad and Mom to read from the Bible.
 Thanks God for all He does.
 Listens to Bible story tapes and songs.
 Thinks that God is his greatest treasure.
 Seeks treasures of God that last forever.
 Seeks to please himself.
 Seeks to only have fun all the time.

④ **Happy—Sad Paper Plate Puppet:** Each child receives two paper plates. Color a happy face on the bottom of one plate and a sad on the bottom of the other plate. Staple them together around the edge, leave a space for a child’s hand to go in, and hold the puppet up. After practicing with the children by showing a happy face and then a sad one, read off the list above and ask if that is something that leads to God’s kingdom and is a treasure that lasts forever.

④ **Follow the Silent Leader: (MAT04ECGF14)** Enlarge and cut apart the GF14 pictures. Place the pictures in a basket or hat. One at a time, ask a child to come up, choose a picture, and do what it shows so that the other children in the class can imitate it. When everyone has had a turn, ask which things would help us with right living that leads to the kingdom of God (praying, reading the Bible, and obeying). We have just imitated and followed each other, but Jesus is the one we are to follow all the time, every day.

④ **“Do You Want To?” Action Song:** To the tune of “Did You Ever See a Lassie?”

Do you want to follow Jesus, to heaven, to heaven?

Do you want to follow Jesus to heaven like this? *(Walk in circle while singing first two lines.)*

Do you want to lo-ove Jesus, to heaven, to heaven?

Do you want to lo-ove Jesus to heaven like this? *(Face each other in circle and put hands on heart.)*

Other verses:

Obey Jesus *(point finger)*, pray to Jesus *(fold hands)*, read of Jesus *(hands together like a book)*.

We want to follow Jesus to heaven like this *(marching in place with swinging arms)*.

Songs:

Bible Themes Song (tune: Bible Songs for Preschool Children—Matthew tape)
(Chorus)

We like to sing about the Bible themes.

We like to sing about the Bible themes.

We like to sing about the Bible themes.

It helps us understand (God’s Wo-ord).

Matthew—Jesus, the king;

Mark—Jesus, the servant;

Luke—Jesus, the perfect man;

And John—He’s the Son of God.

(Repeat chorus.)

Matthew 6:33, Memory Verse Song (tune: “Do Lord”)

But seek first His kingdom

And His righteousness. *(Sing first two lines three times.)*

Matthew six, thirty three.

(Second verse for older children)

And all these things will be giv’n to you as well. *(Sing three times.)*

Matthew six, thirty three.

“Grow” Song

Read your Bible, pray every day; pray every day; pray every day.

Read your Bible, pray every day, and you’ll grow, grow, grow.

And you’ll grow, grow, grow; and you’ll grow, grow, grow.

Read your Bible, pray every day, and you’ll grow, grow, grow.

Worry, Worry, Go Away (tune: “Baa, Baa, Black Sheep”)

Worry, worry, go away!

Jesus cares for me always!

He cares for birds, the flowers, too.

Cares even more for me and you!

Worry, worry, go away!

Don’t come back another day!

(Repeat.)




Took:


- Birds of the Air: (MAT04ECGF10)** Materials needed to make a bird for each child: Two paper plates or circles per child, glue, scissors, crayons or markers, yarn for hanging, if desired. Fold one paper plate in half to make the bird body. Cut the other plate in fourths to make wings and a beak. Draw eyes with a marker. Talk about how God feeds the birds and they don't need to worry. God takes care of us and gives us everything we need when we seek to love and obey Him.
- "I Will Obey" Chart: (MAT04ECGF11)** Materials needed: GF11 page, glue, light colored paper, dark colored arrows, brads, Sharpie pen. Older children can cut out the picture squares from GF11 page and glue them onto colored paper. Younger children can color the GF11 page that has been copied on a cardstock paper. Older children can choose as many or as few of the pictures to glue to the light colored paper as they want, keeping the center of the page clear for the arrow. Cut an arrow from a dark shade of paper. Guide the children to glue the pictures onto the paper. Help the children put paper fasteners through the arrow and then through the center of the paper. Point the arrow toward one of the pictures. Ask the child, "How can you obey?"
- Preschool Page for Parents: (MAT04ECPPP)** Send a page home with each child, encouraging parents to reinforce the Bible truths at home. Spend a few minutes before the children go home creatively reviewing the song and memory verse.



Favorite people and things can be called "treasures."



Pharisees prayed long prayers on street corners to be praised by people.




Jesus said, "Pray to God in secret, not to show off how righteous you are."



God feeds the birds, and He will feed His people, too.



God "clothes" the flowers, and God will give you the clothes you need, too.



Seeking Jesus and His righteousness is the only way to the kingdom of heaven.



God takes care of birds.



God takes care of birds.



God takes care of flowers.



God takes care of flowers.




God takes care of me.




God takes care of me.

Flower Puppet. Fold paper on dotted line. Cut 2.




Roll up a paper for a stem. Put a flower and leaf on each side of stem and fasten.





Birds of the Air

- Need:
- 2 paper plates (or circles)
 - glue
 - scissors
 - crayons or markers

* fold 1




* cut 1 in $\frac{1}{4}$'s



* Use scraps to cut out a Δ beak.

* Draw eyes


* Optional - Cut holes and hang.



I obey God when
I tell others
about Jesus.




I obey God
by being kind.




I obey God
by working cheerfully.

I will obey.



The Bible tells me
how to worship God.

I obey God
when I share.






















The
Bible
tells me
to pray.












I obey God
by telling
the truth.




Jesus promises to take care of our needs if we seek God's kingdom and righteousness (Matthew 6:33).





**Follow
the
Silent
Leader**



This is what I learned today!


God is our greatest treasure of all! A treasure is a special, precious thing that we want to have because it is valuable to us. When we treasure God, we want to be near Him. We want to talk to Him in prayer in our room all by ourselves. We can ask Him for whatever we need, and He will give what is best to us. He feeds the birds and makes the beautiful flowers. He loves us more than birds and flowers and will do more for us. Not everyone who hears God's words will get into the kingdom of heaven. Only the people who really treasure God will obey His words and seek His righteousness. They will want to obey Him so they can live with Him forever in His kingdom.

Today's Memory Verse

2's & 3's: Matthew 6:33
But seek first His kingdom and His righteousness.

4's & 5's: Matthew 6:33
But seek first His kingdom and His righteousness,
and all these things will be given to you as well.

God Cares




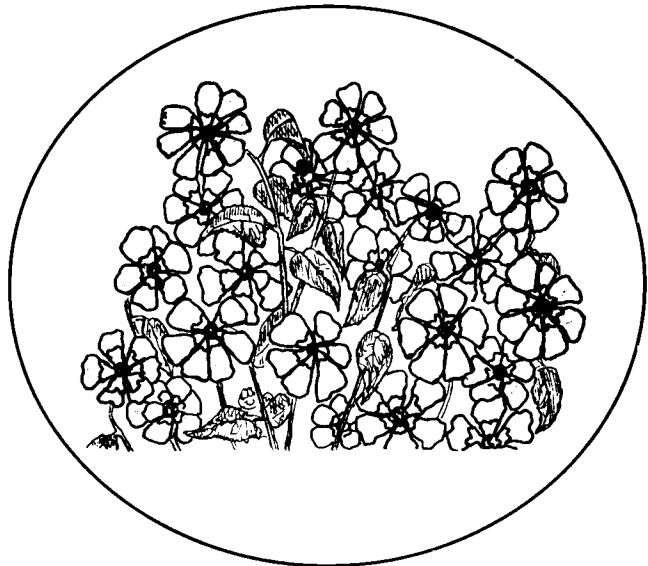
Take your preschooler outside and look at the different flowers God has made and the "clothes" God gives each to "wear." Talk about how special each flower is with its beautiful color. Try to find birds in the air and talk about how God gives birds food to eat. They never worry, fuss, whine, or beg for certain kinds of food to eat or clothes to wear. God gives them everything they need. Sing the song below while sitting outside.

For more fun, go to the library and find books of different birds. God is amazingly creative to make so many different kinds of beautiful birds (and some funny-looking ones).

Worry, Worry, Go Away
(tune: "Baa, Baa, Black Sheep")

Worry, worry, go away!
Jesus cares for me always!
He cares for birds, the flowers, too.
Cares even more for me and you.
Worry, worry, go away!
Don't come back another day.

* For tunes to songs, ask about the preschool tape.



*God feeds the birds and "clothes" the flowers.
God will give His children the things they need.*