

Materials I Need:

Key for symbols:

- This symbol represents ideas that can be used for two-year-olds through kindergarten. Please remember to slow way down for two-year-olds and keep the pace moving for five-year-olds.
- ② This symbol represents ideas that can be used for two- and three-year-olds.
- ④ This symbol represents ideas that are best used for four-year-olds through kindergarten.

Memory Verse:

Matthew 6:33: But seek first His kingdom and His righteousness, and all these things will be given to you as well.

Hook:

- Teacher Tips for 2's and 3's:** Twelve things to try to stop the tears: Pray, get the child separated quickly and involved in an opening activity, stay with the child, pray, have one special wind-up toy in your pocket, pray, have the child take a deep breath, say it is okay to be sad but it is time to stop crying, show the child where mom and dad have church (they have not disappeared), look in the child's eyes and smile, show the child his own reflection in a mirror or window.
- Light Station:** Bring in a collection of lights, a table lamp, a candle, a lantern, a flashlight, etc. Let the children have fun turning them on and off. Talk about why we need light and what happens when there is no light.
- Lite Brite Center: (MAT03ECGF10)** Provide one or two Lite Brite games on a table near a wall outlet. One Lite Brite is available in the children's office, if requested. On a piece of black construction paper, draw the outline of a light bulb with chalk using the GF10 cardstock pattern provided. Letting the children work together, have them punch the lights into the paper on the game board, following the chalk line. After the light bulb is finished being outlined, have the children carefully take the bulbs out of the board. Take the paper to a window and tape it up for today's lesson. Discuss how the light shines only through the holes. In today's Bible Adventure, we'll learn that Christians are to show God's light to the people around them by the way they live. Just as the holes let the sun's light through, Christians let God's light shine through them for others to see.
- "Playing with Rules" Game:** Put an empty wastebasket or box on the floor with the bottom of it against a wall. Tape a line on the floor parallel to the wall and about six feet from the open end of the container. Tell the children that they are going to roll the ball into the can or box. "We need rules so we know what to do. Our first rule is to take turns. We will roll the ball from behind the tape mark line on the floor. Then, we'll go get our own ball and hand it to the next person waiting in line." Demonstrate how to roll the ball, retrieve it, and hand it to the next person in line. "It's fun to play games, but it's important to have good rules so everyone knows what to do. Then everyone can have fun and be happy. God gave us rules about loving each other so we can be happy. In today's Bible Adventure, Jesus teaches people about God's rules."
- Chalk Coloring Center:** Provide the children with black paper and florescent chalk or bright colored chalk. Have them draw pictures or designs encouraging them to use a lot of bright coloring to cover the black. In today's Bible Adventure, Jesus teaches us to be bright lights. These bright, happy pictures remind us to obey God's commands so we can be bright in the world.

- Wooden Blocks and Vehicle Center:** Set out wooden blocks and wooden vehicles. Encourage the children to work together and share the limited number of blocks and vehicles. "God is happy when we are showing His light. When we play nicely with our friends without fighting, we are showing God's light. In today's Bible Adventure, Jesus teaches His disciples and the people around Him to be kind even when people are not kind to us. Our kindness shows God's light."
- Whisper Game Review:** Seat the children in a circle and whisper a different part of a sentence to the children on each side of you. Ask them to whisper it to the person next to them and when they meet it should be a complete message!
Wise men seeking God's kingdom...found King Jesus and worshiped Him.
Jesus said to people..."Repent and follow Me."
"But seek first His kingdom and His righteousness...and all these things will be given to you as well."
- Following Jesus Headbands:** Cut strips of colored construction paper. Let children decorate with happy face stickers. Adjust the headband to each child's head before taping. These are reminders that people who repent and believe in Jesus are changed into happy followers.
- Following Jesus Footsteps:** Children can trace around each other's feet on large pieces of butcher paper to form a path. Take turns walking on the path only on the feet while wearing the headbands. For older children, if a child's foot gets off the traced feet, he has to start over at the beginning. The disciples repented of their sins, were baptized, and followed Jesus, telling people to believe in Jesus and His heavenly kingdom.
- Follow Jesus Activity:** Play "Follow the Leader," telling the children, "When we follow Jesus, we shine His light to others! Let's play 'Follow Jesus' and shine His light." Have children follow the teacher around the room. Stop and act out these different happy attitudes: pray for others, share a toy, obey mom and dad, do something kind, etc.
- Puzzle of Facial Expressions:** Put the puzzle of children with different facial expressions on the table. As the children fit the faces into the puzzle, talk about the feelings that these children might have. Talk about "Be Happy" attitudes and how Jesus can give us these attitudes when we repent and want to change from our mad or sad attitudes.



Book:

Presentation Ideas -

- Color and show the **MAT03ECGF1**, **MAT03ECGF2**, **MAT023ECGF3**, **MAT03ECGF4**, **MAT03ECGF5**, and **MAT03ECGF6** pictures as you tell the Bible Adventure.
- Mountain Setting:** Pretend to climb a mountain while stepping in place. Sit down on the grass (outside if weather permits) and listen to what Jesus told the disciples.
- Matthew Review:** Review the pictures posted on the "Seeking God's Kingdom" board from the past two weeks. (This will be the start of the Bible Adventure.) The third picture (**MAT03ECGF13**) can be added with the intention that the children will look for it in the story.

Bible Adventure for 2's & 3's-

(Show the review **MAT02ECGF5** picture.) Last week we learned that Jesus began telling people about the kingdom of heaven. Jesus said, "Repent, and follow Me." Twelve disciples left their homes to follow Jesus. They repented and were baptized in the water. They believed Jesus was the King of heaven, and wanted to learn more from Him.

Anyone who follows Jesus must want to get rid of his sins. Sin is anything that God says is wrong. When we sin, we are not happy. Jesus came to forgive people's sins so their attitudes would be changed from sad to happy, from mad to glad. They would want to do what God says is right, and they would have happy attitudes in their hearts.

(Show the **MAT03ECGF2** picture.) One day, Jesus walked up a mountainside and sat down. His disciples always followed Him wherever He went, so they came to Jesus and sat down, too. Other people came to listen, too. Jesus began teaching them about the happy attitudes of people in His kingdom of heaven. Jesus asked, "Do you want to know how to be happy? If you want to be happy, be sad about your sin. Be sorry when you do something wrong. The people who want to do what God says is right will be happy."

(Show the MAT03ECGF6 picture.) If you act like God wants you to act, other people will notice your kind words and actions. It is like shining a light on them. It is not a light like a flashlight, but it is God's light that helps people know that you are seeking God's righteousness. Whenever you say something kind to a person who has yelled at you, you are shining God's light on them and on those who are watching you. Whenever you hug instead of hit, others will see that you love Jesus. When you obey your mother the first time she tells you to do something, you are shining God's light to her.

You have friends and neighbors who don't know about Jesus. You can shine God's light to them by doing what Jesus would want. Treating people the way God would treat them will give you a happy attitude.

Prayer: Dear God, I believe that Jesus is the true King of heaven. I want to do what He says is right and shine God's light to others. In Jesus' name, amen.

Bible Adventure for 4's, 5's & K-

(Show the review MAT01ECGF6 picture.) In the first week of Matthew, we learned that wise men went seeking God's kingdom, and when they found King Jesus, they worshiped Him by giving their best gifts.

(Show the review MAT02ECGF5 picture.) Last week, we learned that Jesus began calling people to follow Him to His heavenly kingdom. Jesus said, "Repent, and follow Me." Anyone who follows Jesus must want to get rid of his sins. Sin is anything that God says is wrong. When we sin, we are not happy. Jesus came to forgive people's sins, and then their attitudes would be changed from sad to happy, from mad to glad. They would want to do what God says is right, and they would have happy attitudes in their hearts. We can call these good attitudes "Be Happy Attitudes" (Beatitudes).

(Show the MAT03ECGF1 picture.) Twelve disciples left their homes to follow Jesus. They repented and were baptized in the water. They believed Jesus was the King of heaven and wanted to learn more from Him. They wanted everyone to hear the good news about the kingdom of heaven.

Everywhere Jesus went, people gathered around Him. Many came because they wanted Him to make their bodies feel better. Others came because they were sad. Jesus knew what these people needed. They needed to repent from their sin and follow Him. Then their hearts would have "be happy" attitudes.

(Show the MAT03ECGF2 picture.) Jesus had so much to tell about His kingdom. One day, Jesus walked up a mountainside and sat down. His disciples always followed Him wherever He went, so they came to Jesus and sat down, too. Jesus began teaching them about the happy attitudes of people in His kingdom of heaven.

(Show the MAT03ECGF3 picture.) Jesus asked, "Everyone wants to know how to be happy. I'll tell you how to be happy." More and more people came to listen to Jesus as He gave His sermon on the mountain. They wanted to know how to be happy, too.

"If you want to be happy," Jesus said, "be sad about your sin. Be sorry when you do something wrong. Don't lie and pretend like you didn't do anything wrong. Be hungry to do the right things. Be thirsty for righteousness, and then you will be filled with God's right thoughts." Jesus meant that when you feel hungry and your stomach is growling, you go get something to eat. Food makes you feel better. When you are hungry for God's right things, go to God. He will fill you with His right attitudes and make you feel better.

(Show the MAT03ECGF4 picture.) When we listen to what the Bible says and obey our parents and teachers, we are happy inside. Sometimes that happiness makes us sing happy songs, like "Jesus Loves Me" or "This Little Light of Mine." Sometimes, God's happiness makes us smile for no reason. God's happiness helps us say thank you for little things, like a peanut butter sandwich, and for big things, like going to the park. When we have a happy attitude, we feel thankful for our families and friends.

(Show the MAT03ECGF5 picture.) Jesus explained to the people on the mountainside more about what God's righteousness is like. Not only should we be happy inside, we should also treat other people the way God would treat them, not in a selfish way like we sometimes feel like doing. Jesus said, "When you believe in Me and want to be in My kingdom, you will want to love people like God loves them. If you have God's love in your heart, you will be kind to others even if they are mean to you. God's kind of love will help you to pray for the person who is trying to hurt you instead of getting mad or sad."

Wow! Jesus says in Matthew chapter five that the right thing to do is pray for the person who is trying to hurt you. But, can you be kind to someone who is being mean to you? All by yourself you probably cannot, but with God's help, you can. Instead of crying because you do not get your way, go to your mom or dad and ask them to pray with you. God wants to help you do the right thing. Instead of hitting someone who took your toy, offer to share your toys with the person who wants to play with it.

(Show the MAT03ECGF6 picture.) If you act like God wants you to act, other people will notice your good deeds. It is like shining a light on them. It is not a light like a flashlight, but it is God's light that helps people know that you are seeking God's righteousness. Whenever you say something kind to a person who has yelled at you, you are shining God's light on them and on those who might be watching you, like your brother or sister. Whenever you hug instead of hit, others will see that you love Jesus. When you obey your mother the first time she tells you to do something, you are shining God's light to other people. They will see that you are acting like God wants you to. Then, you can tell them about King Jesus, too.

Let's be shining lights for Jesus everywhere we go. Let's not be selfish and hurt people just because they have hurt us. Let's pray for them. Let's treat people the way God would treat them. Let's say we are sorry when we are wrong. That's what Jesus taught in His sermon on the mountain.

You have friends and neighbors who don't know about Jesus or His kingdom. You can shine God's light to them by behaving the right way. Let's tell people what we are learning about Jesus and His kingdom of heaven from the book of Matthew.

Prayer: Dear God, I believe that Jesus is the true King of heaven. I want to do what He says is right. I want to shine Your light to my family, friends, and neighbors by having Your right attitudes and actions. In Jesus' name I pray, amen.

Aim Questions

Aim Questions for 2's & 3's:

1. **Who did twelve disciples leave their homes to follow and learn more about the kingdom of God?** (*Jesus.*)
2. **What must people get rid of to follow Jesus?** (*Sin--anything God says is wrong.*)
3. **Whose light are we shining when we are kind even if it isn't easy to be kind?** (*God's.*)

Aim Questions for 4's, 5's & K:

1. **What did Jesus teach His disciples about happy attitudes in His kingdom?** (*When we seek (hunger for) God's righteousness (right ways), He fills our hearts with happy attitudes.*)
2. **What did Jesus teach about how to treat people who were not being kind?** (*Pray for those who try to hurt you; do the right thing even if someone else is not.*)
3. **When we treat people the way Jesus would, how does that shine God's light to them?** (*People will see that we are different, and some will want to be in Jesus' kingdom of heaven, too.*)



Look:

- Aim Questions:** Before class, tape the questions around the room. When asking the questions, put a flashlight beam on the appropriate question to be asked and have a child retrieve it for you.
- Memory Verse Review:** Say the verse a couple of times in an easy rhythm. Choose one or two children to lead the class while tapping on a tambourine or drum. Keep the same rhythm to make it easier for the child with the instrument.
- Snack Suggestion:** Choose a child from each table to serve the food to the others at his table. Comment on how God is pleased when we serve others before we serve ourselves.
- Transition Idea:** Give every child a small flashlight (provided from the teachers' supply room). Have him hold it under his chin to light up his face. Hopefully, the class will "light up the room" that they are moving to.
- "Be Happy Attitudes" Game:** Have the children sit on the floor in a circle. Say the rhyme together and the teacher fills in a name of someone in the circle. On that cue, the child stands up, grabs that color of paper, exits the circle and runs around the outside of the circle back to his empty spot. Good attitudes could be printed on the papers and then read when the child gets "home," or the child could tell a way to show his good attitude. Repeat as time allows.
In the center of our circle
Is our choice of attitude.
They tell us how to be so kind
God does not want us being rude.
Along comes _____ all alone.

She grabs a red one and runs on home.

- Shadow Tag:** Go outside and set up boundaries showing where the children may run. Have the children spread out in the open area. Show them their shadows. "In today's game, we will try to run and step on other people's shadows. They will run and try to get away from us. How many shadows can you step on? Did your shadow get stepped on? Remember that God wants us to be in His light, so keep your shadow away from others."
- "You Can't Be A Beacon" Song:** Explain to the children what a beacon is or show them a picture of a lighthouse with the light beam shining out of it.
You can't be a beacon, if your light don't shine.
You can't be a beacon, if your light don't shine.
There's a little light in all of us, by God's design
You can't be a beacon, if your light don't shine.
- Coloring Review: (MAT03ECGF2)** While children color the picture of Jesus on the mountainside and add torn pieces of colored construction paper for rocks, grass, flowers, and clouds, talk about the review Aim Questions.
- "I'm Letting My Light Shine" Activity Page: (MAT03ECGF7)** Give each child a GF7 page and let them color the clothes on the picture to match the clothes they are wearing themselves. For fun, let them add yarn for hair and punch holes around the outside edges. The teacher can finish the sentence as the child tells what he can do to shine Jesus' light (say "I'm sorry," say "thank you," be kind, pray for people who hurt you, etc.). Hang the pictures in the window so that light can shine through.
- "Do Right" Light Stick: (MAT03ECGF8)** Give each child a toilet paper tube which will represent a flashlight. Copy the GF8 page on regular paper and let the children color theirs (or copy onto 3 1/3" x 4" laser labels to make stickers). The children can tape or stick the picture onto the paper tube. Crunch yellow tissue paper in the end of the tube to make it look like there is light coming from it. Talk about ways to shine your light for Jesus by doing what He says is right.
- Happy and Sad People:** After children have found numbers (written on small pieces of paper—see below) hidden around the room, gather them together on the floor. Have a happy and sad face drawn on a large piece of paper on the wall. Ask the child with #1 to come up and pull a statement out of a bag. After you read it, the child is to tape it either to the happy or sad face on the wall. When all are up, repeat the positive things found under the happy face. These are the happy attitudes of the people in God's kingdom.
Repent and be sorry for your sins.
Believe in Jesus and follow Him.
I like being mad and sad.
I want to do whatever I want to do.
I want to do what Jesus says is right to do.
Tell everyone the good news about the kingdom of heaven.
I say I am sorry when I do wrong.
I want to do right all the time.
I listen to what the Bible says.
I am disobedient at home and school.
I obey my parents and teachers.
I want to say "thank you" for everything.
I hate people who don't treat me right.
I treat all people with kindness.
I hurt people who hurt me.
I pray for people who hurt me.
I cry when I don't get my way.
I ask God to help me do the right thing.
I share things with friends I play with.
I obey the first time I am asked to do something.
I hug instead of hit.
I get angry when I am asked to do something.
I am selfish and hurt others.
I like learning about Jesus.
I like to behave like Jesus.

- In the Light, Do Right:** With children seated in a circle and the room darkened, shine the light of a flashlight on a child. That child gets to tell you one thing they do at home or learned to do in the Bible Adventure today that is the right thing for Jesus' followers to do. This will be easier if you have done the previous activity or chatted about that list during snack time.
- “Do Right” Tag Game:** This is played like Red Rover. Divide the children into two teams. They line up, holding hands facing the opposite team. The teams should each be about ten yards from a masking tape line down the middle. The team that starts gets in a huddle and decides on one member of its team to be the “catcher.” They also choose a person on the other team that they want to catch. The team chants the following: We walk in the light, send (name of child to be caught) to do right! The child named tries to join the other team before being caught by the catcher. If he does so, he gets to take someone back with him, but if not, he returns alone and the other team gets a turn.
- Flashlight Fun:** Chant in the fashion of “Who Stole the Cookies from the Cookie Jar”:
Who wants to do what the King says is right? Do you? (Shine the light on a child.)
Who me?
Yes, you!
That's me! (Child that you are shining the light on stands up and say his name.)
- Shine a Light Song Activity:** Sing “This Little Light of Mine” shining a flashlight on the face of each child as you go around the circle. The child on whom the light is shining when the music stops can tell how they will let their light for Jesus shine this week.

Songs:

- Bible Themes Song** (*tune: Bible Songs for Preschool Children—Matthew tape*)
(Chorus)

We like to sing about the Bible themes.
We like to sing about the Bible themes.
We like to sing about the Bible themes.
It helps us understand (God's Wo-ord).

Matthew—Jesus, the king;
Mark—Jesus, the servant;
Luke—Jesus, the perfect man;
And John—He's the Son of God.
(Repeat chorus.)

- Matthew 6:33, Memory Verse Song** (*tune: “Do Lord”*)

But seek first His kingdom
And His righteousness. (Sing first two lines three times.)
Matthew six, thirty three.
(Second verse for older children)
And all these things will be giv'n to you as well. (Sing three times.)
Matthew six, thirty three.

- This Little Light of Mine**

This little light of mine, I'm gonna let it shine.
This little light of mine, I'm gonna let it shine, let it shine, let it shine, let it shine.

Hide it under a bushel, no! I'm gonna let it shine.
Hide it under a bushel, no! I'm gonna let it shine, let it shine, let it shine, let it shine.

All around the neighborhood, I'm gonna let it shine.
All around the neighborhood, I'm gonna let it shine, let it shine, let it shine, let it shine.

- Rise and Shine**

Ri-ise and shi-ine, and give God the glory, glory.
Ri-ise and shi-ine, and give God the glory, glory.
Ri-ise and shine and (clap) give God the glory, glory,
Children of the Lord.

Love, Love, Love Your Friends (tune: "Row, Row, Row Your Boat")

Love, love, love your friends
Love them all the time
Show them that you care for them
By being good and kind.

Pray, pray, pray for those
Who are sometimes mean.
You may be surprised to find
That they're not like they seem.

I've Got the Joy, Joy, Joy, Joy

If You're Happy and You Know It



Took:

Missionary Letter: (MAT03ECGF9) Fold the GF9 page into fourths so that the "Thank you" picture is on the front page of the card. The children can color and "sign" their names to the card to show appreciation for a missionary who is shining their light so that others can learn about Jesus.

Shining Light Necklace: (MAT03ECGF10 and MAT03ECGF12) Copy the GF10 light bulb on card stock paper and let each child color his own. Punch a hole in the top for yarn. Add fruit loops to the yarn if desired. Glue the GF12 memory verse on the back side of the light bulb along with a sticker of Jesus (if available). Older children would enjoy stamping positive words and pictures on their light bulbs. Talk about ways to shine your light for Jesus by doing right.

④ **"Stained Glass" Sun Catcher: (MAT03ECGF11)** Supplies: One plastic pint-sized bag per child, copies of the GF11 smiley face picture, scissors, black and colored markers, pan cooking spray, cotton balls. Draw over the smiley face with a black marker and make the lines thick. Color in the picture with different marker colors. Cut the pictures to fit inside each plastic bag. Rub oil over the entire picture with a cotton ball. Slip the drawing into the bag. Tape the bag to the window. Talk about how the sunlight shining through the design makes them look pretty. God's happy light shining through you makes you look pretty, too, and it attracts other people to God!

Preschool Page for Parents: (MAT03ECPPP) Send a page home with each child, encouraging parents to reinforce the Bible truths at home. Spend a few minutes before the children go home creatively reviewing the song and memory verse.



Crowds of people wanted to hear Jesus teach about the kingdom of heaven.




Jesus taught the people on the mountainside about "be happy" attitudes.




The happy people in Jesus' kingdom are those who are first sad about their sin.




When we listen to the Bible and obey our parents, we are happy inside.




Jesus taught people to pray for those who hurt them.




When we do kind things, it shines God's light to other people.




I am letting
my light
shine when...




**Let your light shine.
Matthew 5:16**




**Let your light shine.
Matthew 5:16**




**Let your light shine.
Matthew 5:16**



**Let your light shine.
Matthew 5:16**




**Let your light shine.
Matthew 5:16**



**Let your light shine.
Matthew 5:16**

for letting your
light shine for
Jesus.




Thank
You...



**But seek first His kingdom and His
righteousness, and all these things
will be given to you as well.**

Matthew 6:33





Let your light shine.
Matthew 5:16



Let your light shine.
Matthew 5:16



**Let your light shine.
Matthew 5:16**



**Let your light shine.
Matthew 5:16**




**Let your light shine.
Matthew 5:16**




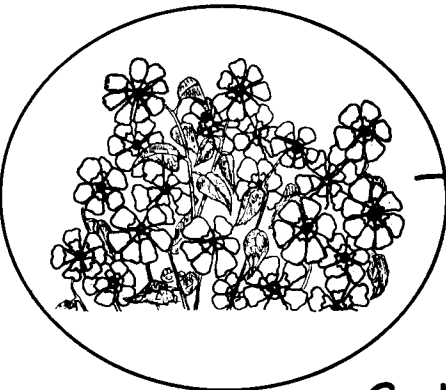

**Let your light shine.
Matthew 5:16**

Lesson 3



Jesus helps us shine "Be Happy" attitudes to others.

Lesson 4



God feeds the birds and "clothes" the flowers.
God will give His children the things they need.

This is what I learned today!

Jesus taught His disciples and the people how to shine God's light. If we act like God wants us to act, other people will notice our kind words and actions. It is like shining a light on them. If we have God's happy attitudes in our hearts, we will want to do what God says is right. Jesus taught that to get a happy attitude, we must be sad about our sin. We are to be sorry when we do something wrong. He wants us to be "hungry" to do the right things. He will fill us up with His right attitudes and make us feel better. We are to be shining lights for Jesus everywhere we go. We are to treat people the way God would treat them.


Today's Memory Verse

2's & 3's: Matthew 6:33

But seek first His kingdom and His righteousness.

4's & 5's: Matthew 6:33

**But seek first His kingdom and His righteousness,
and all these things will be given to you as well.**



Shine God's Light

There are many games that can be played with a flashlight; here's a fun one to try. Gather the family together and turn out the light. Each time you flash the light on your face, have a different expression (goofy faces are fun, too). The faster you flash the light on and off, the more fun for the older children. After giving each member of the family a turn to make facial expressions and/or flash the light, talk about which facial expressions are most likely to shine God's love light to people around us. This week, reward happy attitudes by letting that child play a flashlight game of his or her choosing.



Matthew 6:33, Memory Verse Song

(tune: "Do Lord")

**But seek first His kingdom and His righteousness.
But seek first His kingdom and His righteousness.
But seek first His kingdom and His righteousness.
Matthew six, thirty-three.**

**And all these things will be giv'n to you as well.
And all these things will be giv'n to you as well.
And all these things will be giv'n to you as well.
Matthew six, thirty-three.**

* For tunes to songs, ask about the preschool tape.



Which of these children are shining God's light?