

Materials I Need:

Legend:



= Option 1, Appropriate for 1st – 2nd Grade

= Option 2, Appropriate for 3rd – 6th Grade

Memory Work:

“...Let your light shine before men, that they may see your good deeds and praise your Father in heaven.” Matthew 5:16

Suggested Thematic Tracks:

① Happiness

HOOK: Looking for Revenge? (*Discussion*)
What Makes You Happy? (*Activity/Discussion*)

LOOK: Beatitudes Scramble (*Game*)
Beatitudes Spinner (*Game*)

TOOK: "Be Happy" Attitudes Placemat (*Craft*)

② Eyes on God

HOOK: Hey, Look At Me! (*Discussion*)
LOOK: Beautiful Beatitudes (*Worksheet/Discussion*)
TOOK: Beatitudes Banner (*Craft*)
Hey, Look at Jesus! (*Craft*)

③ Let Your Light Shine



HOOK: This Little Light of Mine (*Demonstration*)
How Are We Alike? (*Worksheet*)
LOOK: Beautiful Beatitudes (*Worksheet/Discussion*)
Whose Light Is Shining Through? (*Worksheet/Craft*)
TOOK: My Lighthouse (*Craft*)
Luminaria Kit (*Craft*)


➤ **Complementary Activities**




Hook:




① **Looking for Revenge? (*Discussion*)**.   On a piece of butcher paper or on the blackboard, draw a large question mark. Ask the students what they would do in the following situations: Someone hits you, someone steals your coat or your toy, someone calls you a bad name, someone lies about you and gets you into trouble, a bully makes you give him your lunch money, etc. Tell the students that in today's Bible Adventure they will find out what Jesus expects of us. Explain to them that sometimes what we feel like doing may be different from what Jesus wants us to do.

 ① **What Makes You Happy? (Activity/Discussion).** 🐜, 🦋 Bring in the Sunday newspaper and some magazines to share with the students. Allow them time to look through the photos and advertisements and talk with them about what makes them happy. Tell the students that in today's Bible Adventure they will learn what Jesus said makes a person happy.

 ② **Hey, Look At Me! (Discussion).** 🐜, 🦋 Deep down we all want to be noticed. Ask the students the following questions:


1. What does it feel like when someone notices or pays special attention to you?
2. Have you ever won an award where you were recognized above anyone else?

Discuss how they have perhaps done something special in school, or maybe they can do something better than anyone else they know. Talk about people who are famous and who call a lot of attention to themselves. Some people like to wear expensive clothing or jewelry that other people will admire. Others like to brag about how good they are at something difficult. It might be fun to make some carnival-style people with cutout faces for the students to stand behind so that the others can notice how big, strong, and talented they look. If you have an instant-developing or digital camera, you could take their pictures and show them what they looked like. Tell the students that this morning they will learn what Jesus says about being noticed. He wants us to be noticed for the right reasons and in the right way.

 ③ **This Little Light of Mine (Demonstration).** 🐜, 🦋 Bring a variety of lights, such as lamps with shades and some without, a flashlight, candle, lantern, fluorescent light, black light, etc. You may wish to bring in a “soft white” light bulb and a regular light bulb. Have the students take turns plugging different lights in. You may also bring in pictures of lighthouses, spotlights, etc. Turn the room lights off and turn each of the lights on one at a time. Ask the students the following questions:

1. What are the differences between the lights? (Each kind of light shines a little bit differently.)
2. Did you know that, during the sermon in the sanctuary, there are different colors of filters that are lighted so that you can see the pastor's face better? Why is that?
3. Why is it that lights shine differently?

Discuss how people are the same. We either shine our light for God's glory or we shine it for our own. Talk about how in the Bible Adventure today they will find out about how they can shine their light on others.

 ③ **How Are We Alike? (Worksheet).** 🐜 Have the students color **MAT03.GF1 Pg. 1**. Ask them students to figure out what all of these things have in common. (They all give off light.) Have them answer the question at the bottom of the page.

🐜, 🦋 **(Room Decoration).** Use copies of **MAT03.GF1 Pgs. 2-9**. Have the students color them if desired. Put the finished papers up on the walls around the room.

🐜, 🦋 **(Discussion).** Ask the students the following questions:


1. What do all of these things have in common?
2. How are they alike?

Give several students a chance to give their answers. The picture of the people may have stumped the students. Tell them that the answer is, “They may all give off light.” Some students may ask, “How can a person give off light?” Ask the students if they think this is possible. Tell them that they will hear about this in today's Bible Adventure.



Book:

Presentation Ideas –

 ➤ **Go Tell It on the Mountain (Story).** 🐜, 🦋 If weather permits, take the students outside and have them sit on the lawn as you tell the Bible Adventure. If the weather is not good enough to go outside, take them to one of the staircases inside the church. Jesus gave His sermon on the hillside. Try to simulate this.



➤ **The Voices Inside My Head: Good Attitude/Bad Attitude (Skit).** 🐜, 🦋 For this skit you will need five adults. One will play an adult, two will be silent actors, and the other two will be the voices inside the silent actors' heads and will be hidden behind some kind of screen. Have the silent actors pretend to be playing in their bedroom. They can talk out loud to each other and play with their toys until the adult comes in. Have the adult ask the children to clean up their room and get ready to go outside and mow the lawn. The two children say okay and get up and start cleaning their room. The children cleaning up need to be "silent" from this point on. The actors who are the "voices" of the children cleaning up, are hidden behind a screen in the room. Have one of the children start complaining about the situation. As he complains louder and louder in his head, the corresponding child starts slamming the toys down and begins to look at his sibling with anger. He says to himself, "I'd better get paid for this." Have the other hidden actor sing, "In My Life, Lord, Be Glorified," or another song like that for the child who is joyfully obeying his parent. He puts things away neatly and orderly, even though the other sibling is getting angry. Explain to the students that God sees not only our actions but our thoughts and attitudes behind them. Ask the students which person pleased God through what he or she did. God not only cares about our actions but our motives behind them.

Bible Adventure for 1st – 6th Grades -

All of us hate to be ignored. We want people to pay attention to us. Maybe you can remember a time when the teacher asked a question in class and you shot your hand up, waved it around, wiggled in your chair, and made goofy noises so that she'd notice you. We want to be noticed for all sorts of reasons, but here's a tough question: Are they the right reasons? It seems like most of the time we want people to pay attention to us because we are selfish. We want to be first, we want to have the best, we want people to think we are really smart, etc. However, in Matthew chapter 5, Jesus taught many important principles about being noticed for the right reasons and in the right way. He commanded in verse 16, "Let your light shine before men, that they may see your good deeds and praise your Father in heaven." God put us here to behave in a way that gives Him the attention and the glory and not ourselves.

In last week's lesson, Jesus began His ministry after He was baptized and the Holy Spirit came upon Him in the form of a dove. It was at this same time that God spoke from heaven letting everyone know that He approved of His Son. Jesus traveled around the region of Galilee telling people to "Repent, for the kingdom of heaven is near". He healed many who were sick and possessed by demons. As a result, a multitude of people started following Him. This included His special disciples whom He was going to personally train to spread the Good News of His coming. Jesus gathered them on a hill and began teaching them how they could be included in the kingdom of heaven. However, Jesus did not teach them about mighty kingdoms or powerful armies. He told them that the kingdom of heaven started inside their hearts. It wasn't just about what they did, but it was also about what they thought. If a person's heart was not pure, he could not enter the kingdom of heaven.

To help His listeners understand Him, Jesus used short sayings called the Beatitudes to make His point. These Beatitudes all started with "Blessed are..." which means "Happy are." These are sayings to show a person how to be truly happy. They are the keys to living a life that makes others notice and praise God. The first one says, "Blessed are the poor in spirit, for theirs is the kingdom of heaven." This means that they were to come to God with complete humility because they had nothing to offer Him that would make them worthy of being allowed into His kingdom. The poor in spirit are broken and sad because they realize that they are desperate sinners. But Jesus didn't leave them there. He next told them, "Blessed are those who mourn, for they shall be comforted." Those who are sad over how sinful they are will find comfort from God and realize that only He can bring them true happiness. This brings glory and praise to God.

Jesus went on to teach how God wants His followers to hunger after righteousness. This means to long to please God just as a hungry person longs for food. When a person struggles with sin, he is to take drastic measures to get rid of it. Jesus also said, "Unless your righteousness surpasses that of the Pharisees and the teachers of the law, you will certainly not enter the kingdom of heaven." That sounds impossible. Indeed it is if a person tries to do it on his own. The Pharisees kept the law better than anyone else, but their hearts were still full of sin. Jesus told the people that they must not only obey the law by outward actions but they must also obey it on the inside with their thinking. It is a sin to murder someone, but it is also as much of a sin to yell at someone in anger and call him a fool. To God, they are both worth punishment in hell. Jesus continued by saying that it is not good enough just to love family and friends,

God wants His followers to love their enemies and those who mistreat them, as well. It means doing nice things with a good attitude to someone who is unkind. This is showing mercy and is a must in order to be included in the kingdom of heaven.

We are not able to obey the things on our own that Jesus taught. Only God can do it through us but, when He does, our lives bring attention to Him. This is what it means to “let your light shine before men, that they may see your good deeds and praise your Father in heaven.” We cannot take credit for our good deeds. It is all because of God. We must continually seek to please God in our thoughts and actions and rely on His power to do the difficult things such as loving our enemies and not getting angry but choosing to forgive instead. And remember, how we think is just as important as the things we do. Live a life that does not focus on yourself but points people to your wonderful God!

Aim Questions

1. **Who enters the kingdom of heaven?** *(The poor in spirit, those who hunger for righteousness, and those who are merciful.)*
2. **What does it mean to be poor in spirit?** *(It means recognizing that, because of our sin, we have nothing to give to God to get into His kingdom.)*
3. **What does it mean to hunger for righteousness?** *(To hate sin and take it seriously.)*
4. **What does it mean to be merciful?** *(To forgive and treat kindly those who mistreat us.)*
5. **If we live this way, how does that give praise to God?** *(Only God can do this work through us; we cannot do it on our own.)*
6. **How can you make your light shine so that God is praised?** *(By living out the Beatitudes.)*



Look:



① **Beatitudes Scramble (Game).** 🐜, 🦋 Take the words from the Beatitudes on **MAT03.GF2** and cut them apart. Have the students scramble some of the words and take turns unscrambling them. They may work as individuals, a group, or teams for some competition. Once the students get the words all back in order again, have them recite the Beatitudes several times over.




① **Beatitudes Spinner (Game).** 🐜, 🦋 After the students have played the Beatitudes Scramble game, they're ready for the Beatitudes Spinner game. Make a spinner from a paper plate (turned upside down with a stiff piece of cardboard loosely fastened with a brad) and mark off eight equal spaces. Have the students take turns spinning and reciting each of the Beatitudes as listed for the Beatitudes Scramble.



② ③ **Beautiful Beatitudes (Worksheet/Discussion).** 🐜, 🦋 Ask the students what it means to let their light shine before men. Discuss how your heart attitude is easily seen by others. If your heart is dark, then your attitude will be dark. If your heart is full of God's light you will be a beacon to others. You will radiate God's attributes and stand out to others. You will be like a lighthouse in a storm. Tell the students that in today's Bible Adventure they heard about some attributes of God called the Beatitudes. Give each student **MAT03.GF3 Pg. 1** and have them look up the Beatitudes, and then match them to the best cross-reference using God's Word.

Answer Key: MAT03.GF3 Pg. 2


-  ③ **Whose Light Is Shining Through? (Worksheet/Craft).** 🍌, 🦋 Each student will need:
- duplex copy of **MAT03.GF4 Pgs. 1 & 3**
 - MAT03.GF4 Pg. 2**
 - scissors
 - glue stick
 - crayons
 - gold star stickers or gold glitter (optional)


Have the students follow the directions below to complete their craft:


1. Color the pictures on **MAT03.GF4 Pg. 1**
2. Cut along the dotted lines.
3. Glue the duplex copy of **MAT03.GF4 Pgs. 1 & 3** picture-side up to the right side of **Pg. 2** as indicated.

Ask the students to look at the good deeds in each picture they've colored. They can then open the door and read the heart motivation behind the good deed. They should put a black X in the heart across from the wrong motivation, and color in yellow, glue gold glitter, or put a gold star in the heart across from the attitude that is letting Christ shine through.

-  ➤ **Secret Code (Memory Verse Puzzle).** 🍌, 🦋 Have the students solve the memory verse puzzle by filling in the missing vowels using the secret code, **MAT03.GF5**.


-  ➤ **Aim Questions (Worksheet).** 🍌 Have the students answer the Aim Questions about today's Bible Adventure, **MAT03.GF6**.

-  ➤ **Passage Review Questions (Worksheet).** 🍌, 🦋 This booklet contains many questions from the Scripture passage covered in today's lesson. Students may work on them in class and complete them during the week at home, **MAT03.GF7**.

-  ➤ **Matthew 5:16 (Memory Verse Song).** 🍌 Words and music for today's memory verse are available upon request from Children's Ministry.



Took:

-  ① **"Be Happy" Attitudes Placemat (Craft).** 🍌, 🦋 Each student will need:
- MAT03.GF8 Pgs. 1 & 2**
 - 11" x 17" piece of paper
 - crayons or markers
 - contact paper

Have the students follow the directions below to complete their crafts:

1. Cut and paste the text boxes and pictures from **MAT03.GF8 Pgs. 1 & 2** onto an 11" x 17" piece of paper.
2. Color with crayons or markers.
3. Ask the teacher to help you cover the placemat with clear contact paper.

Send these home with the students to be used at the dining table as a reminder of each beatitude and how to apply them this coming week.



② **Beatitudes Banner (Craft)**. 🦋, 🦋 Each student will need:

circles from **MAT03.GF9 Pgs. 1 & 2** duplex-copied onto cardstock
MAT03.GF9 Pg. 3 copied onto cardstock
8 pieces of yarn cut into 6-inch pieces
18-inch piece of yarn
hole punch
scissors
coloring crayons or markers
glue

Have the students follow the directions below to complete their crafts:

1. Lightly color and cut out the Beatitude circles.
2. Punch holes where indicated.
3. Tie the short pieces of yarn through each hole for hanging.
4. Tie the longer piece of yarn into a knot and lay it alongside the top edge of the banner.
5. Fold the top of the banner over two inches so that the yarn is hidden and glue down.

Review the meaning of each Beatitude and discuss ways to apply these in the coming week.



② **Hey, Look at Jesus! (Craft)**. 🦋, 🦋 When people look at your good deeds, you want them to be attracted to God, not to you. Each student or table will need:

MAT03.GF10 Pg. 1 copied onto colored cardstock
MAT03.GF10 Pg. 2 copied onto white cardstock
1 blank sheet of colored cardstock (for the back of craft).
1 craft stick
tape
coloring crayons or markers
stapler

Have the students follow the directions below to complete their crafts:

1. Cut out the eyes on **MAT03.GF10 Pg. 1**.
2. Cut away approximately one inch on the left and right sides of **MAT03.GF10 Pg. 2**.
3. Tape the craft stick to the back of **MAT03.GF10 Pg. 2**.
4. Align **MAT03.GF10 Pg. 1** and the blank sheet together and staple on the sides.
5. Fit **MAT03.GF10 Pg. 2** in between the other sheets.
6. Draw hair, noses, and smiles on the faces.
7. Move the craft stick up and down so that the eyes shift.

Discuss how we should be humble (eyes downward) and people's attention should be directed to God (eyes looking upward). Demonstrate this for the parents when they come to pick up their children. Ask the student to show and explain it to their parents at home.



③ **My Lighthouse (Craft)**. 🦋, 🦋 Each student will need:

verse label from **MAT03.GF11 Pg.1**
one set of beatitude circles from **MAT03.GF11 Pg. 2**
toilet paper roll
one 8" heavy paper plate
three yellow cardstock strips of paper cut 1/2" wide x 8" long
coloring crayons or markers
tacky glue
tape
3" diameter circle cut out of black construction paper

To assemble, have the students:

1. Remove 1/8 of the circle pie slice and glue into a cone.
2. Glue the yellow strips onto the top of the toilet paper roll. These will portray light beams.
3. Glue or tape the cone onto the top of the toilet paper roll just above the light beams.
4. Color and decorate the lighthouse and paper plate base.
5. Glue the toilet paper roll onto the paper plate.
6. Glue the verse and Beatitude circles onto the plate at the base of the lighthouse.



③ **Luminaria Kit (Craft)**. Each student will need:

MAT03.GF12 copied onto white or light colored paper and cut in half
paper bag (white)
pencil
glue stick
styrofoam meat tray
crayons or markers
tea light
Zip-lock bag with sand

Have the students follow the directions below to complete the first part of their crafts:


1. Place the bag on top of a meat tray.
2. Punch holes in the bag with a pencil in the shape of hearts, smiley faces, wavy lines, etc.
3. Make sure to leave space to paste the Be-attitude circles and verse.
4. Color, cut and glue the Beatitude circles and verse onto the bag.

Send their bag, instruction sheet, tea light, and a Zip-lock bag with sand home with each student.

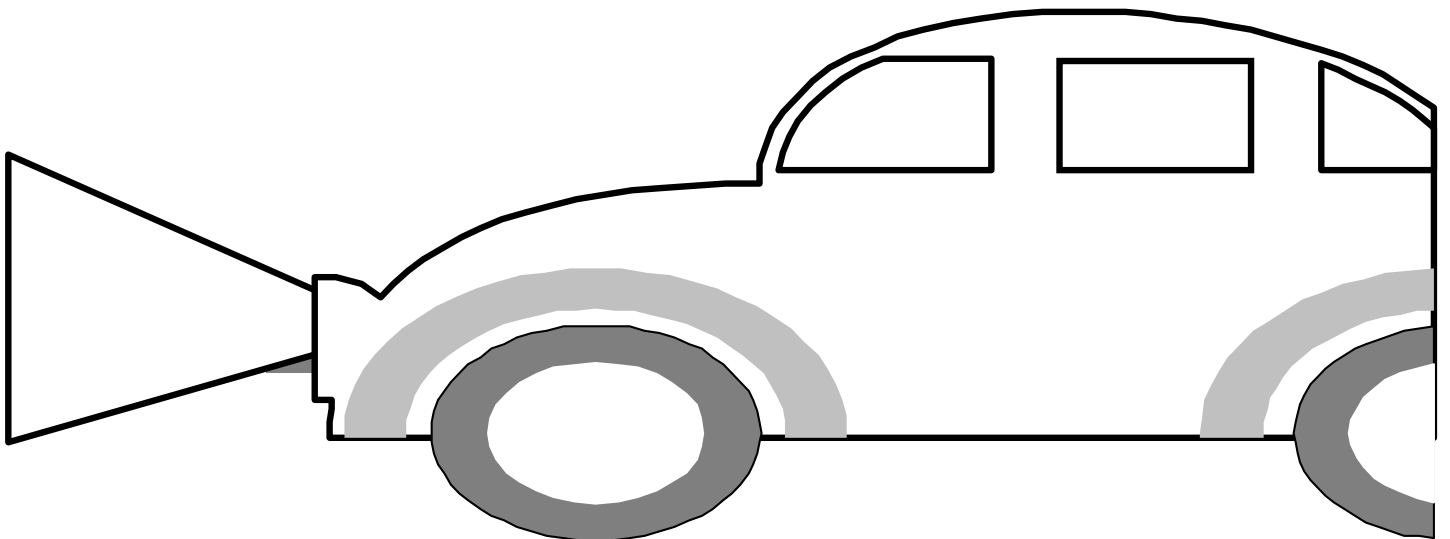

These can be used at dinner to decorate the table and have a family discussion about the Beatitudes and letting our lights shine for others.



How Are We Alike?


(Color the pictures below and guess what they all have in common)






I think these things are alike because






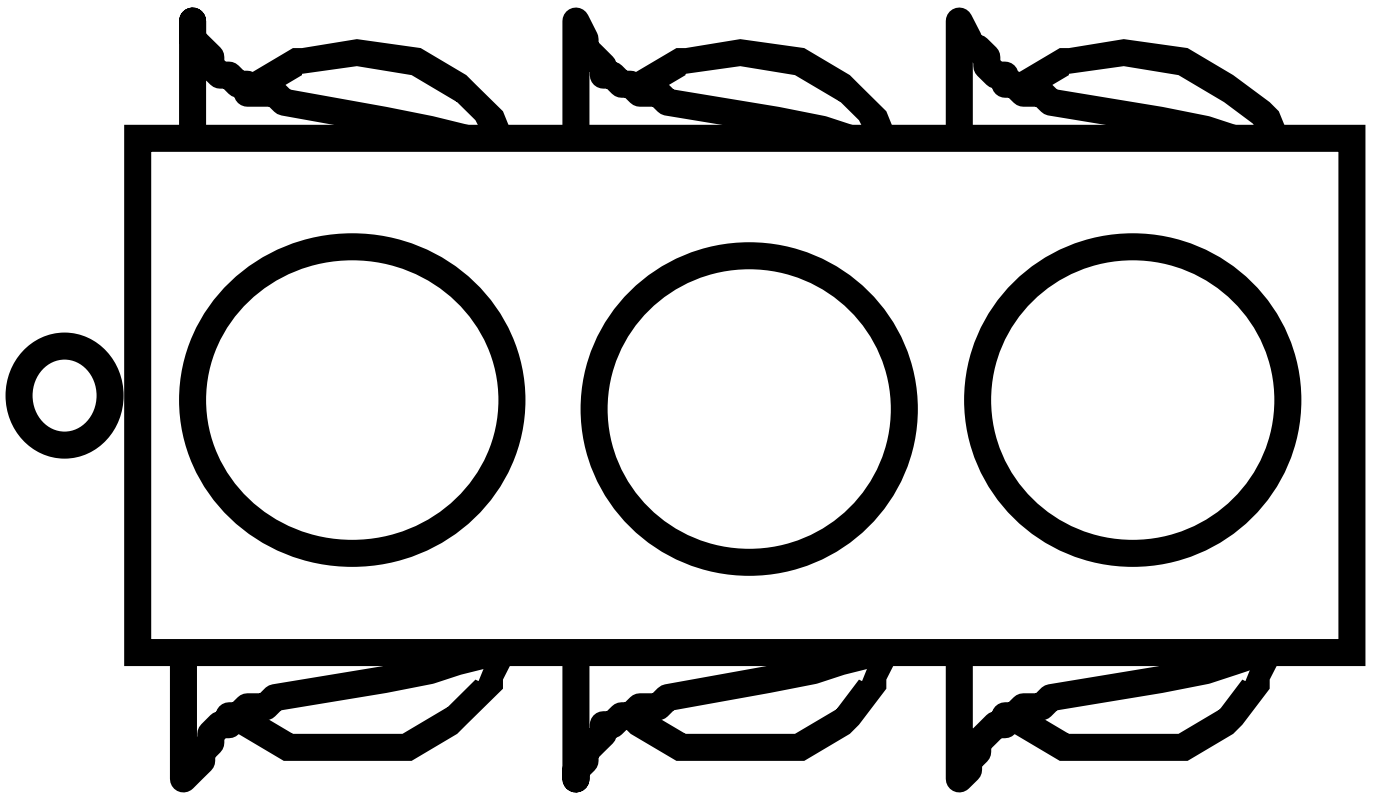















Beatitudes Scramble

1. “Blessed are the poor in spirit, for theirs is the kingdom of heaven.”

2. “Blessed are those who mourn, for they will be comforted.”

3. “Blessed are the meek, for they will inherit the earth.”

4. “Blessed are those who hunger and thirst for righteousness, for they will be filled.”

5. “Blessed are the merciful, for they will be shown mercy.”

6. “Blessed are the pure in heart, for they will see God.”

7. “Blessed are the peacemakers, for they will be called sons of God.”

8. “Blessed are those who are persecuted because of righteousness, for theirs is the kingdom of heaven.”

BEAUTIFUL BEATITUDES

"Blessed are the poor in spirit, for theirs is the kingdom of heaven." Matthew 5:3

Poor in spirit—self recognition that without God you have are lost and hopeless

Psalm 37:11

"Blessed are those who mourn, for they will be comforted." Matthew 5:4

Mourn—really sad about sin. which causes you to repent and ask forgiveness

Mark 11:25

"Blessed are the meek, for they will inherit the earth."

Matthew 5:5

Meek—self-controlled by the Holy Spirit

1 Peter 4:12-17

"Blessed are those who hunger and thirst for righteousness, for they will be filled." Matthew 5:6

To hunger and thirst—to seek God's righteousness and not think you can do without Him.

Matthew 5:44,45

"Blessed are the merciful, for they will be shown mercy."

Matthew 5:7

Mercy—to hold back a deserved punishment

Proverbs 16:19

"Blessed are the pure in heart, for they will see God."

Matthew 5:8

Pure in heart—truly seeking God and having Him as your Lord and Savior

Hebrews 12:14

"Blessed are the peacemakers, for they will be called sons of God." Matthew 5:9

Peacemakers—to love even your enemies

Luke 1:53

"Blessed are those who are persecuted because of righteousness, for theirs is the kingdom of heaven."

Matthew 5:10

Persecuted because of righteousness—shouldn't seek it but when you receive it in the name of Jesus, you are blessed

Luke 6:21

"Blessed are you when people insult you, persecute you and falsely say all kinds of evil against you because of Me. Rejoice and be glad, because great is your reward in heaven, for in the same way they persecuted the prophets who were before you." Matthew 5:11

Persecuted for Christ's sake—patiently endure and you will receive abundant joy

1 Peter 3:14

"Let your light shine before men, that they may see your good deeds and praise your Father in heaven." Matthew 5:16

BEAUTIFUL BEATITUDE ANSWER KEY

"Blessed are the poor in spirit, for theirs is the kingdom of heaven." Matthew 5:3
Poor in spirit—self recognition that without God you have are lost and hopeless

Psalm 37:11

"Blessed are those who mourn, for they will be comforted." Matthew 5:4
Mourn—really sad about sin. which causes you to repent and ask forgiveness

Mark 11:25

"Blessed are the meek, for they will inherit the earth." Matthew 5:5
Meek—self-controlled by the Holy Spirit

1 Peter 4:12-17

"Blessed are those who hunger and thirst for righteousness, for they will be filled." Matthew 5:6
To hunger and thirst—to seek God's righteousness and not think you can do without Him.

Matthew 5:44,45

"Blessed are the merciful, for they will be shown mercy." Matthew 5:7
Mercy—to hold back a deserved punishment

Proverbs 16:19

"Blessed are the pure in heart, for they will see God." Matthew 5:8
Pure in heart—truly seeking God and having Him as your Lord and Savior

Hebrews 12:14

"Blessed are the peacemakers, for they will be called sons of God." Matthew 5:9
Peacemakers—to love even your enemies

Luke 1:53

"Blessed are those who are persecuted because of righteousness, for theirs is the kingdom of heaven." Matthew 5:10
Persecuted because of righteousness—shouldn't seek it but when you receive it in the name of Jesus, you are blessed

Luke 6:21

"Blessed are you when people insult you, persecute you and falsely say all kinds of evil against you because of Me. Rejoice and be glad, because great is your reward in heaven, for in the same way they persecuted the prophets who were before you." Matthew 5:11
Persecuted for Christ's sake—patiently endure and you will receive abundant joy

1 Peter 3:14

"Let your light shine before men, that they may see your good deeds and praise your Father in heaven." Matthew 5:16

Whose Light Is Shining Through?

"Let your light shine before men, that they may see your good deeds and praise your Father in heaven."



Blessed are those who mourn,




Blessed are those who are persecuted because of righteousness,

Put an X through the wrong heart attitude and make the right



Blessed are the meek,



Blessed are the merciful,



Blessed are those who hunger and thirst for righteousness,

CUT ALONG DOTTED LINES ON COVER PAGE OF *WHOSE LIGHT IS SHINING THROUGH?*
ATTACH COVER PAGE USING A GLUE STICK IN ALL AREAS OUTSIDE OF TEXT BOX

"Dear God,
Keep my mom from finding out
that I lied so I won't get in
trouble."

—————
"Dear God,
I am sorry I lied. Please
forgive me. Give me the
courage to tell my mom and to
apologize to those I lied to."

"I can't stand him. I'm going
to get back at him. He's going
to be sorry he ever called me
names!"

—————
"I am going to be joyful no
matter what names he calls me.
I want him to see the joy of
the Lord in my life."

"I need to sing loudly so that
everyone around will hear how
pretty my voice is. I love all
the compliments I get when
people hear how well I sing."

—————
"I love to sing praises to the
Lord! He is worthy of all my
praise."

"I don't know why I have to help
Mom. She could do this later
when she's out of the hospital.
I hope I'll at least get paid for
this!"

—————
"I'm sorry Mom's not feeling
well. I'm glad to help her with
the housework. When I'm done,
I'll go keep her company."


"I hope I can remember this
stuff long enough to get that
Toys We R gift certificate
from Bible school. This work is
such a pain."

—————
"I love reading and memorizing
God's Word! He teaches me
more about Himself every day.
It's wonderful."



for they will be comforted.

for theirs is the kingdom
of heaven.



for they will inherit the earth.

for they will be shown mercy.

for they will be filled.

Use the secret code to fill in the vowels to reveal the message.

__N TH__ S__M__ W____, L__T



____R L__GHT SH__N__



B__F__R__ M__N, TH__T TH__



M____ S____ _R G____D



D____DS __ND PR____S____R



F__TH__R __N H____V__N.



M__TTH__W 5:16



SECRET CODE						
	A	E	I	O	U	Y


Aim Questions

Answer the following questions about today's Bible Adventure.

1. Who enters the kingdom of heaven?
2. What does it mean to be poor in spirit?
3. What does it mean to hunger for righteousness?
4. What does it mean to be merciful?
5. If we live this way, how does that give praise to God?
6. How can you make your light shine so that God is praised?

If your heart has been changed by salvation in Christ, others will see His light shining through you in your actions, words and attitudes. Each day this week read Matthew 5:3-10.

Pray that God will show Himself through you for



*"Let your light shine before men,
that they may see your good deeds and praise your Father in
heaven." Matthew 5:16*

Passage Review Questions

Matthew 5

What do we call the nine wise statements of Jesus in Matthew 5:3-11?

Who will be allowed into the kingdom of heaven? (5:3, 10)

What does it mean to be poor in spirit? (5:3)

Who will be comforted by the Lord? (5:4)

What do people need to mourn over to be comforted? (5:4)

Who will inherit the earth and why? (5:5)

Describe what mercy means. (5:7)

If you show mercy to people, what will God show you? (5:7)

What kind of heart do you need to have to enjoy God for eternity? (5:8)

Who will be called sons of God? (5:9)

If you are a Christian and you are persecuted, what will you inherit? (5:10)

What kind of persecution do you experience because you love Jesus? (5:11)

When people insult you, hurt you, or lie about you because you are a Christian, who are they really attacking? (5:11)

What should your response be when people hurt you or persecute you for loving Jesus? (5:12)

Whom did unbelievers persecute before you? (5:12)

“Be Happy” Attitudes Placemat

Cut and paste the items from this page and the next onto an 11” x 17” piece of paper.
Color and decorate the placemat. Ask your teacher to help you laminate it with clear contact paper.

“Be Happy” Attitudes

1. You’ll **be happy** even if your spirit’s down;
For in God’s kingdom, you’ll receive His crown.
Matthew 5:3

2. You’ll **be happy** even when you’re sad;
For the presence of Jesus will make you glad.
Matthew 5:4

3. You’ll **be happy** if you’re humble and meek;
You’ll own the earth, if you only seek.
Matthew 5:5

4. You’ll **be happy** if you want to do what’s
right; For in God’s kingdom, you’ll be a shining
light.
Matthew 5:6

5. You’ll **be happy** if your forgiveness is true;
For God will return the same to you.
Matthew 5:7

6. You’ll **be happy** when your conscience is
clean; For through God’s eyes, you’ll surely be
seen.
Matthew 5:8





7. You’ll **be happy** if you don’t argue and fight;
For in God’s mind, you’re doing right.
Matthew 5:9

8. You’ll **be happy** when others tease;
For in God’s sight, you’re sure to please.
Matthew 5:10

9. You’ll **be happy** when you suffer wrong;
For God will forever keep you strong.
Matthew 5:11

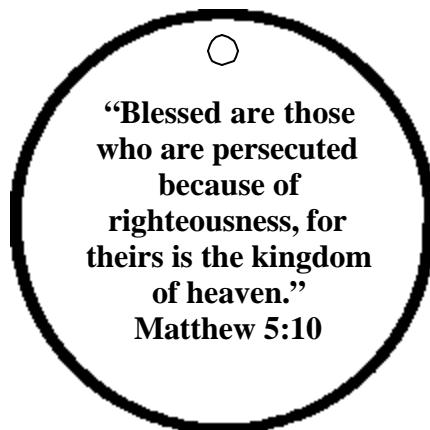
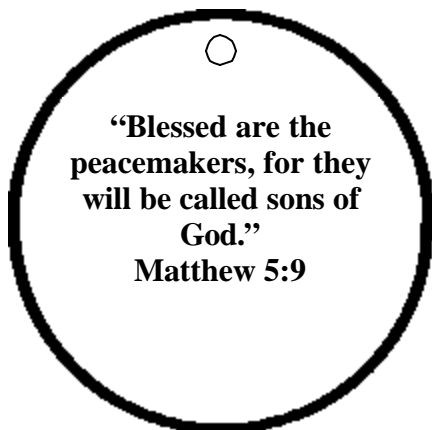
"Be Happy" Attitudes

Select the pictures and words from this page that you want to use on your placemat. Paste them on a sheet of 11" x 17" paper and cover with clear contact paper.



Beatitudes Banner

Color and cut the disks from below. Punch holes in the top as shown and tie a 2-inch piece of yarn through the hole. Tape these disks from the short piece of yarn in order on a separate piece of colored cardstock. Attach a larger piece of yarn to the top of the cardstock page so that you can hang your banner on display.





Be humble.



**Go to God
for
assistance.**



**Depend on
God.**



**Be sorry for
your sin.**



**Show mercy
to others.**



**Desire
personal
righteousness.**




**Find joy
when you are
treated
unfairly.**








**Demonstrate
inward peace,
and make
peace with
others.**

My Beatitudes Banner



The Beatitudes say...
My actions and attitudes should direct others to God.
Matthew 5:3-10



<p>“Let your light shine before men, that they may see your good deeds and praise your Father in heaven.” Matthew 5:16</p>	<p>“Let your light shine before men, that they may see your good deeds and praise your Father in heaven.” Matthew 5:16</p>
<p>“Let your light shine before men, that they may see your good deeds and praise your Father in heaven.” Matthew 5:16</p>	<p>“Let your light shine before men, that they may see your good deeds and praise your Father in heaven.” Matthew 5:16</p>
<p>“Let your light shine before men, that they may see your good deeds and praise your Father in heaven.” Matthew 5:16</p>	<p>“Let your light shine before men, that they may see your good deeds and praise your Father in heaven.” Matthew 5:16</p>
<p>“Let your light shine before men, that they may see your good deeds and praise your Father in heaven.” Matthew 5:16</p>	<p>“Let your light shine before men, that they may see your good deeds and praise your Father in heaven.” Matthew 5:16</p>
<p>“Let your light shine before men, that they may see your good deeds and praise your Father in heaven.” Matthew 5:16</p>	<p>“Let your light shine before men, that they may see your good deeds and praise your Father in heaven.” Matthew 5:16</p>
<p>“Let your light shine before men, that they may see your good deeds and praise your Father in heaven.” Matthew 5:16</p>	<p>“Let your light shine before men, that they may see your good deeds and praise your Father in heaven.” Matthew 5:16</p>
<p>“Let your light shine before men, that they may see your good deeds and praise your Father in heaven.” Matthew 5:16</p>	<p>“Let your light shine before men, that they may see your good deeds and praise your Father in heaven.” Matthew 5:16</p>

○
"Blessed are
the poor in
spirit."
Matthew 5:3

○
"Blessed are
those who
mourn."
Matthew 5:4

○
"Blessed are
the meek."
Matthew 5:5

○
"Blessed
are the
peacemakers."
Matthew 5:9

○
"Blessed are
those who
hunger and
thirst for
righteousness."
Matthew 5:6

○
"Blessed are
the merciful."
Matthew 5:7

○
"Blessed are
the pure in
heart."
Matthew 5:8

○
"Blessed are
those who are
persecuted
because of
righteousness."
Matthew 5:10

○
"Blessed are
the poor in
spirit."
Matthew 5:3

○
"Blessed are
those who
mourn."
Matthew 5:4

○
"Blessed are
the meek."
Matthew 5:5

○
"Blessed
are the
peacemakers."
Matthew 5:9

○
"Blessed are
those who
hunger and
thirst for
righteousness."
Matthew 5:6

○
"Blessed are
the merciful."
Matthew 5:7

○
"Blessed are
the pure in
heart."
Matthew 5:8

○
"Blessed are
those who are
persecuted
because of
righteousness."
Matthew 5:10

LUMINARIA

This morning we read Matthew chapter 5. Your child learned that our attitudes matter most to God. He looks at our motives. Our hearts should desire to please Him. They also learned that when Christ is our Savior, His love can shine through us so that others may see Him through His children.

Suggested use for this luminaria:
Put the kit together with your child.
Use it for lighting at your dinner table.
Have a family discussion about the necessity of right heart motives in order to bring glory to God.
Also discuss what it means to let your light shine for Jesus and ways that your family can show Jesus' light to those at school, and in the neighborhood and community.

You will need:
1 small can (tuna or the like).

Fill can 1/2 full with sand.

Set tea light inside.

Set bag in desired place on flat surface.

Set can inside open bag.

Carefully light tea light (a fireplace match works well).

DO NOT LEAVE UNATTENDED.

USE ONLY UNDER PARENTAL SUPERVISION.

"Let your light shine before men that they may see your good deeds and praise your Father in heaven."

Matthew 5:16

