

**Materials I Need:**

**Key for symbols:**

- This symbol represents ideas that can be used for two-year-olds through kindergarten. Please remember to slow way down for two-year-olds and keep the pace moving for five-year-olds.
- ② This symbol represents ideas that can be used for two- and three-year-olds.
- ④ This symbol represents ideas that are best used for four-year-olds through kindergarten.

**Memory Verse:**

**Matthew 24:44: So you also must be ready, because the Son of Man will come back.**

**Hook:**

- Teacher's Tip:** The "Hook" centers are an important part of the morning. They are to entice the child into the room and to peak his interest as to what is going to happen during the rest of the class. The teacher writes out the "Hook" ideas on 3"x5" cards and places them at the appropriate centers to direct the classroom helpers in leading a specific activity. The centers should be in position prior to the children's arrival. Try to include a different variety of activities each week. Encourage your adult helpers to interact with the children. Allow the children to be part of the clean up process at the end of Hook time.
- Where Is Judas? (MAT13ECGF7)** Cut out the squares of the twelve disciples from GF7 page. Spread them out on the table and talk about who they were, especially Judas Iscariot. Color or mark the bad Judas so he will be easily recognizable. Put the pictures in the bag. Go around the table and have each child pull a picture from the bag. Read the picture of each disciple when it is drawn. The person to draw the bad Judas disciple is out of the game. Put the bad Judas back in the bag, shake it up, and continue to draw until everyone is gone or all the pictures of the disciples are back on the table. Repeat. How long can you stay in the game? "In today's Bible Adventure, mean Judas is not faithful to Jesus."
- Rock and Hammer Center:** Provide wooden hammers and some medium sized rocks. Allow the children to pound on the rocks with the hammers. Use close supervision so the rocks stay on the floor while the children are working. "In today's Bible Adventure, God causes an earthquake and it was so strong that the rocks split in two. How hard is it to make a rock break? Are you able to split these rocks?"
- Hat Center:** Provide as many different kinds of hats as possible for the children to wear. (Request the Hat and Wig bin from the Children's Department.) "In today's Bible Adventure, we will learn that Jesus wore a crown of thorns on His head. Thorns hurt. It was not a nice crown to put on Jesus. Here are several hats to try on our heads. They are soft and fun to wear. Who would wear these kinds of hats?"
- Cross Center:** Bring several different crosses to class to show the children. Talk about how people in Jesus' time were put on a cross to die. Usually robbers and murderers were put on crosses as punishment. "In today's Bible Adventure, someone is put on the cross who did nothing wrong. Do you know who that would be?"

- Thirty Coins: (MAT13ECGF1 and MAT13ECGF8)** Cut thirty coins from the GF8 page, and help the children count to thirty. After they see how many thirty are, allow them to glue each coin to the GF1 activity page. "Judas was a greedy man, and he betrayed Jesus for thirty pieces of silver."
- Trampoline Center:** Bring an individual exercise trampoline to class. Allow one child at a time to jump while holding a leader's hand. Come to an agreement of how many jumps the child will do before the child takes his turn. Count out loud together. "In today's Bible Adventure, a big earthquake happens. It was strong enough to make the rocks bounce around. You are bouncing, but think how strong the ground must have shaken to make big rocks move."
- Separation Review:** Provide two different kinds of blocks, toys, etc., and have a child separate one kind of item from another. Suggestions: Put all the red blocks in one pile and the green ones in another. "Last week we learned that Jesus would return to separate the people who loved Him from the people who did not love Him. Jesus will take the people who love Him to live in heaven with Him."
- Humble and/or Right Hand Review:** Choose an activity from the previous lessons that you did not use before to show humility or to review right hand and left hand.
- Kitchen Center:** Pretend to prepare a meal for guests and invite them to sit around your table to eat and sing. "When Jesus met with His disciples in the upper room near the temple, they shared the Passover meal together and sang a hymn before they left for the Mount of Olives."
- Torch Relay:** Make torches with toilet paper tubes and bright tissue paper stuffed in the end. Use one torch for each team. Divide the children into two teams, standing in a line. The last child in line receives the torch and hands it to the child in front of him. When it reaches the front of the team, that child marches it to the back of the line. Repeat until all have had a turn. See which team finishes first. "In the Bible Adventure, the soldiers carried torches when they came to arrest Jesus because it was night."
- Marching Torch Exercise:** Holding a torch in their hand in front of them, the children that fit into the category you call out will raise the torch and march in place. The following are possible categories: have brown hair, are missing a tooth, have a sister, have green eyes, like the color red, like to listen to Bible stories, ate Cheerios for breakfast, ate toast for breakfast, have a pet at home.
- Darkness in the Daytime:** Make a dark corner or covered tent in the room. Take turns going in and talking about what the dark is like in the middle of the day. What would have to happen to make it dark in the daytime?
- Quaking Rope:** Use a long rope or two ropes in parallel lines in the middle of the floor. Children stand along one side. Teachers wiggle the rope and make them get farther apart while the children jump across the earthquake! They all jump at once and don't jump until instructed.



### **Book:**

#### **Presentation Ideas -**

- Color and show the **MAT13ECGF1, MAT13ECGF2, MAT13ECGF3, MAT13ECGF4, and MAT13ECGF5** pictures as you tell the Bible Adventure.
- Matthew Review Board:** Using the board, "Seeking God's Kingdom," review the first twelve pictures and add the thirteenth picture (**MAT13ECGF6**). Ask the children to watch and listen carefully to the story for the time when that picture is shown.
- Crown of Thorns:** If you have access to some thorny twigs or vines, bring them to class to show the children that it was not a kind thing to make a crown out of such sharp materials. The soldiers in today's Bible Adventure were being mean to Jesus.
- "Humble Jesus" Finger Play:**

The Bible says that Jesus	<i>(Hands form book.)</i>
Was loving, kind and good.	<i>(Hug self.)</i>
I want to live as Jesus did	<i>(Point to self.)</i>
And do the things I should.	<i>(Nod head.)</i>
The Bible says that Jesus	<i>(Hands form book.)</i>

Was the most humble king            *(Hold up one finger.)*  
He could have fought His enemies   *(Make fists.)*  
But that was not God's thing.       *(Shake head "no.")*

### **Bible Adventure for 2's & 3's-**

*(Show the MAT13ECGF2 picture.)* Jesus celebrated the Passover meal with His disciples in a house near the temple in Jerusalem. The disciples finished their meal and sang a hymn. Jesus knew it was time for Him to die on a cross. He did not look forward to the bad things that were going to happen to Him in the next two days.

Jesus went to the Mount of Olives with His disciples to spend time talking to His heavenly Father. While Jesus was praying, some soldiers marched up the hill to where He was. March! March! March! They were carrying swords and clubs and were ready for a fight.

*(Show the MAT13ECGF3 picture.)* The soldiers grabbed Jesus to take Him away. Jesus was humble; He did not fight the soldiers. Jesus had all power, but He let the soldiers take Him away to the temple leaders in Jerusalem. The temple leaders were mad at Him for saying He was the Christ, the Son of the living God. They became so angry they shouted at Him, hit Him and spit on Him. The temple leaders were not good men. They had hate in their hearts. They took Jesus to the Roman rulers and said, "Crucify Jesus!"

*(Show the MAT13ECGF5 picture.)* The Roman soldiers put a crown of thorns on Jesus' head and led Him away. They hung Jesus on a cross to die. It was a very sad day for the people who loved Jesus.

At noon, during the brightest sun of the day, the sky became dark as night. Everyone wondered what was happening. After it was dark for three hours, Jesus cried out to His heavenly Father. Then Jesus died. The Roman soldiers who had been watching Jesus were very fearful because the ground started to shake and the rocks split open. One of the Roman soldiers guarding Jesus said, "Jesus really was the Son of God."

Jesus really is the Son of God. He humbled Himself and took the punishment that you and I deserve for our sins. Thank You, Jesus.

**Prayer:** Dear Jesus, thank You for dying on the cross for my sins. Help me learn to be humble like You. In Jesus' name, amen.

### **Bible Adventure for 4's, 5's & K-**

*(Show the MAT13ECGF1 picture.)* One of Jesus' disciples, Judas Iscariot, did not want to humble himself and become obedient to Jesus' plan. He went secretly to the temple leaders and said to them, "How much money will you give me to betray Jesus so that you can take Him to jail?" The temple leaders counted out five, ten, twenty, twenty-five, thirty pieces of silver into Judas' hand. Judas waited for the right time to do this terrible thing against Jesus.

*(Show the MAT13ECGF2 picture.)* It was night time, and Jesus was celebrating the Passover meal with His disciples in an upper room near the temple. Jesus said to His disciples, "One of you is going to betray Me tonight." The disciples were surprised and looked around at each other. Who would do such a terrible thing? Jesus knew exactly who it was. He said, "There will be a very big punishment for the man who betrays Me tonight." Judas left the room, walked outside, and went to find the temple leaders.

The disciples finished their meal, sang a hymn, and walked across the Kidron Valley to the Mount of Olives. Jesus needed to spend time talking to His heavenly Father. He did not look forward to the bad things that were going to happen to Him in the next two days, but He knew it was the reason He had come to earth.

While Jesus was praying on His knees in the Garden of Gethsemane, He looked up and saw the lights of torches coming up the hill. March! March! March came the soldiers up the hill. They were carrying swords and clubs, ready for a fight. Jesus said to His disciples, "It is time for Me to go with the soldiers. See, the betrayer Judas is leading the soldiers to Me."

*(Show the MAT13ECGF3 picture.)* When Judas came to Jesus and kissed Him, the soldiers grabbed Jesus to take him away. Peter could not stand it any longer. He pulled out his sword, ready for a fight. Jesus said to His disciples, "Don't you know that I could call to My Father and He would send thousands of angels to fight for Me? I must do what I came to do." Jesus was very humble, wasn't He?

*(Show the MAT13ECGF4 picture.)* Jesus had all power, but He let the soldiers take Him away to the temple leaders who were looking for a reason to kill Him. The temple leaders said to Jesus, "Tell us if You are the Christ, the Son of the living God." Jesus said, "Yes, I am, and one of these days, you will see Me sitting at the right hand of God, and coming back on the clouds."

That did it! The temple leaders were so angry that they tore their robes and shouted, "You have to die for saying that." They began spitting on Jesus and hitting Him. The temple leaders were not good men. They had hate in their hearts. They took Jesus to the Roman governor and said, "Crucify Jesus!" Before long, all the people were shouting, "Crucify Him! Crucify Him!"

*(Show the MAT13ECGF5 picture.)* The Roman soldiers put a crown of thorns on Jesus' head and led Him away to the hill called Golgotha. There, they hung Jesus on a cross. It was a very sad day for the people who loved Jesus. How could the Son of God be hanging on a cross? This was hard for them to understand.

All of a sudden, at noon during the brightest sun of the day, the sky became dark as night. Everyone wondered what was happening. It stayed dark for a very long time, and then Jesus cried out in a loud voice. People wondered what He was saying. Jesus cried out again, and then He died on the cross.

The ground began to shake under their feet. There was an earthquake, and the rocks split open and moved around. The Roman soldiers who had been watching Jesus became very fearful when they saw the sun was dark and the earth was moving. The Roman centurion who was guarding Jesus said, "Jesus really was the Son of God."

Jesus really is the Son of God. He humbled Himself and took the punishment that you and I deserve for our sins. Thank You, Jesus.

**Prayer:** Dear Jesus, thank You for dying on the cross. Because You took the punishment for my sins, I can live with You in Your kingdom. I love You, Jesus. Amen.

### Aim Questions

#### Aim Questions for 2's & 3's:

1. **Who was humble and did not fight the soldiers when they came to take Him away to the temple leaders?** *(Jesus.)*
2. **Who was mean to Jesus by hitting Him and spitting on Him?** *(The temple leaders.)*
3. **Which King died on a cross for your sins and mine?** *(Jesus.)*

#### Aim Questions for 4's & 5's:

1. **What disciple betrayed Jesus for thirty pieces of silver?** *(Judas Iscariot.)*
2. **Why didn't Jesus call angels to fight for Him?** *(He humbled Himself and died on a cross.)*
4. **What happened to the sky and the ground when Jesus was on the cross?** *(The sky became dark as night and the earth shook with an earthquake.)*
5. **Who believed that Jesus was the Christ, the Son of God?** *(The Roman centurion.)*



### Look:

- Aim Questions:** Cut out flame shapes, enough for each child in the class. Write the Aim Questions on four of them and tape all of them to the wall, blank sides out. After the Bible Adventure, have everyone help himself to a flame and then have those who got the flames with the questions take them to the teacher to be read.
- Snack Suggestion:** Give each child a piece of bread and a little cup of apple butter, applesauce, or honey. Have them dip their bread into the sauce before eating it. It was the custom in Jesus' day to dip their bread into a bowl with sauce before eating the Passover foods.
- Pretend Passover Meal:** Seat the children in a semi circle so they can see each other. Provide a table cloth and paper plates, grapes, a loaf of bread, and juice. "In today's Bible Adventure the children learned about the Passover meal and what was to occur after this time. Have a prayer time before the snack time today and again after reminding the children of Jesus' great love for them."
- Transition Idea:** Show the children how to march by lifting their knees and swinging their arms as they move from one area to another. Who marched in today's story? (Soldiers and temple leaders.)
- Cross Reminder: (MAT13ECGF9)** Each child receives a paper plate, six strips of brown construction paper, and small pieces of red and green construction paper, and a GF9 memory verse. Cut half way around the inside rim of the plate prior to class. Fold this so that it stands perpendicular to the rest of the plate. Glue the brown strips to form three crosses on the inside of the cut half circle part of the plate. Glue torn green paper to the inside of the plate. Add red torn paper to the middle top cross. Glue the GF9 verse on the plate. Talk about Jesus dying on the cross for our sins.

- “Touch and Feel” Page: (MAT13ECGF4)** Give each child a GF4 picture and other materials such as pine needles, a small piece of thin twine, a thin strip of leather, and a craft stick. Instruct the children to glue these items to the GF4 picture that shows Jesus tied up and being hurt. This could be a tactile lesson allowing the children to touch and feel the items on the picture to relate with the suffering Jesus took for us.
- Name and Count the Disciples: (MAT13ECGF2)** Using the GF2 picture, ask the children to **count** the disciples sitting at the Passover meal with Jesus. After they have counted, ask them if they can name the disciples. (Refer to the GF7 page. It might be fun to shrink the GF7 disciples to a small size, cut them apart, and let the children glue the disciples on their page.) Ask the children the Aim Question number one, and point this betrayer out in the picture. This may be used as a review for some of the regular attendees who remember the names of the disciples.
- Parachute Activity:** Bring a small parachute or queen-sized sheet to class with numerous small stuffed animals or balls. Have the class sit on the floor around the outside edge of the sheet. Show the children how to lift the sheet together on a signal from the teacher, "Ready, lift." Shake the sheet while sitting on the floor. Repeat. Introduce the soft balls and repeat the shaking. How long does it take to bounce all the balls off the sheet? Have the children stand and shake the sheet. Choose one or two children to walk around under the sheet while it is shaking. "Does it feel like an earthquake? In today's Bible Adventure, the soldiers around Jesus were afraid when the ground started shaking and the rocks bounced around."
- Somebody Knows a Secret:** Seat the children in a semi-circle so they can see each other. During **the Bible Adventure today, the children learned about the betrayer Judas Iscariot who had a secret** and didn't share it with anyone except the bad temple leaders. Whisper into each of the children's ear a positive secret at the beginning of the class or activity. (Example: Jesus loves you.) Have a discussion about the Bible Adventure today. At the end of the discussion, tell the children that at the count of three, they can announce their positive secret out loud for all to hear.
- Action Song:** To the tune of "London Bridge" sing the following:  
 Jesus shared the Passover meal, Passover meal, Passover meal.  
 Jesus shared the Passover meal with his disciples. *(Sit on floor and pretend to be eating.)*
- One of you will betray me, betray me, betray me.  
 One of you will betray me. Judas was the man. *(Point fingers around the room.)*
- They all sang a song of praise, song of praise, song of praise.  
 They all sang a song of praise at the Passover. *(Cup hands around mouth.)*
- They all walked to Mount of Olives, Mount of Olives, Mount of Olives.  
 They all walked to Mount of Olives. Jesus prayed to God. *(Walk in place; then fold hands.)*
- Jesus knew He had to die, had to die, had to die.  
 Jesus knew He had to die to take away our sins. *(Arms spread wide like a cross.)*
- Jesus is the Son of God, Son of God, Son of God.  
 Jesus is the Son of God, said the Roman guard. *(Arms lifted toward heaven.)*
- Roman Guard Game:** Sing the verse listed above while children circle around under a bridge of arching arms formed by you and another teacher. When you catch several children in your arms, say, "Who is Jesus?" The children reply, "Jesus is the Son of God" before they are released.
- Verse Pop Up:** Begin the memory verse with children crouched on the floor. When they say, "Come back," they pop up and say the reference. Repeat several times.
- Magic Slates:** Draw pictures or things to represent sins in our lives. Erase the sins as you discuss Jesus' death on the cross to take the punishment for the sins of people who have Jesus in their heart.
- Earthquake Fun:** Select a child to be the guard and stand in the center of the circle. Identify him by a hat or helmet. The other children circle the guard while saying "Rumble, rumble, shake, shake; rumble, rumble, shake, shake; here comes a big earthquake." Then they fall down and the guard

selects a new person to be the guard while saying, "Jesus really is the Son of God." Let several children take turns wearing the helmet and being the guard.

- Simple Earthquake Fun:** Children will move around the room shaking parts of their body as you recite together, "Rumble, rumble, shake, shake; rumble, rumble, shake, shake; here comes a big earthquake." At that time they freeze and close their eyes because it was pitch dark in the middle of the day. When you begin reciting that again, they open their eyes and begin moving.
- 

- ④ **Coloring and Scratching:** Use black crayons to make a sheet of paper totally black. Use the edge of a metal spoon or end of a popsicle stick to scratch out the shape of a cross. When Jesus died on the cross, the sun stopped shining and it was pitch dark on the earth in the middle of the day.
- ④ **Who's Left Holding the Thirty Coins:** This will be played as "Hot Potato." You will need a bag of thirty pennies or gold-wrapped chocolate coins found at the dollar store. Seat the children in a circle. Using one of the song tapes from this lesson, begin the music and start passing the coins from child to child. As the music plays, they may sing along. When the music stops, the child left holding the coins will have the opportunity to stay in the game if they can answer one of the Aim questions. If they can't, they will need to go into the center of the circle, sit on the floor, and sing along with the group while the game continues. At the end of the game, give each child one of the coins to keep.

### Songs:

- Jesus Died for You and Me** (*tune: "Mary Had a Little Lamb"*)

Jesus died for you and me, you and me, you and me.

Jesus died for you and me to take away our sins.

Jesus died for you and me, you and me, you and me.

Jesus died for you and me; He was the Son of God..

- Matthew 24:44, Memory Verse Song** (*tune: "Baa, Baa, Black Sheep"*)

So you also must-be ready

Because the Son of Man will come back.

Matthew twenty-four, verse forty-four;

Matthew chapter twenty-four.

So you also must-be ready

Because the Son of Man will come back.




### Took:


- Wooden Cross: (MAT13ECGF9 and MAT13ECGF10)** Use two popsicle sticks and a 6" length of pipe cleaner per child. Cut a third of one stick off with pruners or heavy scissors. Glue or tape the small stick perpendicular onto the larger stick to make a cross. To make a crown of thorns, twist the pipe cleaner together to form a circle. Fold over one end of the GF9 verse strip and tape it around the pipe cleaner crown. This is a reminder for the children that Jesus died for their sins on a cross. Color the cross brown, if desired, and glue a GF10 Jesus on the cross.
- Items to Remind Us:** Bring in four large nails, a whip of some sort (horse, training), and a grapevine crown with thorns in it. Allow the children to touch these items to remind them of the terrible suffering Jesus took for His followers. Have the children pray and thank God for His love for us.
- Preschool Page for Parents: (MAT13ECP PP)** Send a page home with each child, encouraging parents to reinforce the Bible truths at home. Spend a few minutes before the children go home creatively reviewing the song and memory verse.




The temple leaders gave Judas thirty pieces of silver to betray Jesus.




Jesus ate the Passover meal with His disciples.



Jesus let the soldiers take Him away to be crucified.




The soldiers put a crown of thorns on Jesus' head, and they hit Him.



The Roman soldiers knew that Jesus was the Son of God.

## Lesson 13








Jesus died on a cross to take our punishment for sin.

## Lesson 14



Jesus came back to life just as He promised.

# The Disciples





**So you also must be ready,  
because the Son of Man will come back.  
Matthew 24:44**

**So you also must be ready,  
because the Son of Man will come back.  
Matthew 24:44**

**So you also must be ready,  
because the Son of Man will come back.  
Matthew 24:44**

**So you also must be ready,  
because the Son of Man will come back.  
Matthew 24:44**

**So you also must be ready,  
because the Son of Man will come back.  
Matthew 24:44**

**So you also must be ready,  
because the Son of Man will come back.  
Matthew 24:44**

**So you also must be ready,  
because the Son of Man will come back.  
Matthew 24:44**

**So you also must be ready,  
because the Son of Man will come back.  
Matthew 24:44**

**So you also must be ready,  
because the Son of Man will come back.  
Matthew 24:44**

**So you also must be ready,  
because the Son of Man will come back.  
Matthew 24:44**

**So you also must be ready,  
because the Son of Man will come back.  
Matthew 24:44**

**So you also must be ready,  
because the Son of Man will come back.  
Matthew 24:44**

**So you also must be ready,  
because the Son of Man will come back.  
Matthew 24:44**

**So you also must be ready,  
because the Son of Man will come back.  
Matthew 24:44**

**So you also must be ready,  
because the Son of Man will come back.  
Matthew 24:44**









**So you also must be ready,  
because the Son of Man will come back.  
Matthew 24:44**

**So you also must be ready,  
because the Son of Man will come back.  
Matthew 24:44**

**So you also must be ready,  
because the Son of Man will come back.  
Matthew 24:44**

**So you also must be ready,  
because the Son of Man will come back.  
Matthew 24:44**

**So you also must be ready,  
because the Son of Man will come back.  
Matthew 24:44**



December 2, 2001  
Matthew Chapters 26-27



## This is what I learned today!

Jesus was a humble king Who died on the cross for the sins of all of His people. The temple leaders in Jerusalem wanted to kill Jesus for claiming to be the Christ, the Son of the living God. They paid Judas, one of Jesus' own disciples, to show them where Jesus was. Jesus was taken to the temple leaders who hit Him and spit on Him. The Roman soldiers put a crown of thorns on Jesus' head and hung Him on a cross to die. It was a sad day for the people who loved Jesus. While He was on the cross, the sky became as dark as night. Everyone wondered what was happening. After Jesus died, the ground started to shake and the rocks split open. That is when the Roman guards knew that Jesus really was the Son of God.

## Today's Memory Verse

**So you also must be ready,  
because the Son of Man will come back.  
Matthew 24:44**

## Jesus the Humble King

Help your preschool children color a section of paper with thick, black crayon. Then show them how to use the edge of a metal spoon or the end of a popsicle stick to scratch out the shape of a cross. When Jesus died on the cross, the sun stopped shining, and it was pitch dark in the middle of the day. Even though Jesus had power to come down from the cross, He humbly took the punishment for our sins.

Teach the children the following "Humble Jesus" Finger Play with hand motions. Then, thank Jesus for humbling Himself and dying on a cross for your sins.


### "Humble Jesus" Finger Play:

The Bible says that Jesus	(Hands form book.)
Was loving, kind and good.	(Hug self.)
I want to live as Jesus did	(Point to self.)
And do the things I should.	(Nod head.)
The Bible says that Jesus	(Hands form book.)
Was the most humble king	(Hold up one finger.)
He could have fought His enemies	(Make fists.)
But that was not God's thing.	(Shake head "no.")

**Jesus Died for You and Me**  
(tune: "Mary Had a Little Lamb")

Jesus died for you and me,  
You and me, you and me.  
Jesus died for you and me,  
To take away my sins.

\* For tunes to songs, ask about the preschool tape.



The Roman soldiers knew that Jesus was the Son of God.