



Materials I Need:

Legend:



 = Option 1, Appropriate for 1st – 2nd Grade

 = Option 2, Appropriate for 3rd – 6th Grade

Memory Work:

“Going a little farther, He fell with His face to the ground and prayed, “My Father, if it is possible, may this cup be taken from Me. Yet not as I will, but as You will.” Matthew 26:39

Suggested Thematic Tracks:

① Track

HOOK: Long-Suffering (*Craft/Discussion*)

LOOK: Not My Will, but Your Will (*Discussion*)
The Kiss that Identified Jesus (*Group Activity*)
Humble Bumble (*Game*)
Frozen in Time (*Drama*)

TOOK: Christ’s Great Love for Us—His Final Steps (*Craft/Coloring Book*)
Are You Committed to Christ and Standing for Truth? (*Worksheet/Discussion*)
Humility Wreath (*Craft*)
Perfume Bottle (*Craft*)

② Track

HOOK: False Accusations (*Demonstration*)
Old Testament Prophecy – Introduction (*Worksheet*)
Hammers and Nails (*Activity*)
Have You Ever Suffered? (*Discussion*)
The Cross (*Activity/Discussion*)

BOOK: Nailed (*Object Lesson*)

LOOK: Who Would You Be? What Would You See? (*Activity*)
Following Jesus (*Worksheet*)
The Pain of the Crucifixion (*Discussion*)
The Cross Words (*Word Search*)
Old Testament Prophecy – Fulfillment (*Discussion/Worksheet*)

TOOK: Cross Bookmark (*Craft*)
Our Response to Christ’s Sacrifice (*Discussion*)

③ Track

HOOK: Why Do We Need a Sacrifice? (*Discussion*)
Old Testament Sacrificial System (*Discussion*)

LOOK: How Does Jesus’ Death Take Away Our Sin? (*Object Lesson*)

TOOK: Take and Tell (*Activity*)

➤ **Complementary Activities**

Hook:

① **Long-Suffering (Craft/Discussion).**   Each student will need:



- 1 arrow/time-line cut from **MAT13.GF1**
- 1 paper clip
- crayons or markers

Have the students fold their timeline along each dotted line, accordion-style, and then paper clip the folds shut. While they do this, read Hebrews 12:1-2. Have the students run the race with their crayon from the dot marked "birth" to the dot marked "death." Now ask the students the following questions:

1. If this were Jesus' timeline, circle the place in His life where Jesus obediently endured suffering. (Encourage the students to circle the last section, signifying His crucifixion.)
2. Could we circle His whole life? Why? (He was obedient and righteous all His life, and suffered)
3. Why did Jesus suffer the cross, according to verse 2?



Show the students how to unclip and unfold the arrow so that you can write "joy" within the folds. Ask them to do this also. Flip the arrow over and have the students draw two more dots, labeling them "birth" and "death."



4. How are we able to have a future of joy after death?
5. If we do not obey like Jesus did, what will our futures look like?
6. Show the students how to unclip and unfold this side of the arrow and write in "punishment" on the folds, after "death." Tell them that they will learn about how Jesus suffered and died to take our punishment away. He obeyed even when it hurt, and even if our obedience hurts, we can look forward to the joy ahead in Christ.



② **False Accusations (Demonstration).**   Plan a role-play situation before class where one of the teachers is falsely accused of doing something wrong (perhaps setting up the chairs backwards), or the students are accused (be careful that you don't scare them). Make a big scene at the beginning of class and then debrief immediately afterward. You don't want the students feeling ashamed throughout the entire morning. Ask them the following questions:


1. Were the accusations justified?
2. How did you feel when you saw someone else getting in trouble for something they did not do?
3. Have you ever been accused of something they did not do?
4. How did you feel?
5. Has a friend ever been accused of something unfairly?
6. What did they do?

Explain that, in this morning's Bible Adventure, they will hear about the most unfair accusation ever and how an innocent person was accused wrongly, and how terrible the punishment was. They will also see the ultimate example of how we are to respond to those who falsely accuse us of something.

② **Old Testament Prophecy – Introduction (Worksheet).**   Help the students look up the Old Testament verses on **MAT13.GF2** and discuss what their fulfillment may have looked like from the perspective of the Old Testament. Later on during the LOOK time, use this worksheet to see how these Old Testament prophecies were ALL fulfilled in Jesus Christ.


② **Hammers and Nails (Activity).**   **This activity must be well-supervised.** Bring several pieces of 2x4 boards, large (4-inch) nails (nails just started in the boards are necessary for younger students), and several hammers. Have the students find a place on the floor a safe distance from one another. Let the students hammer the nails into the boards. Warn them to be careful not to hammer into the floor, not hammer their fingers, and especially not hammer the nail into their hand!

② **Have You Ever Suffered? (Discussion).**   Give the students an opportunity to talk about how they have suffered. Maybe they moved far away from family, or their dad lost his job, or their grandpa died, etc. Maybe they broke an arm, or had to go without TV for a whole week! We see much suffering in our world all around us. Some of it is simply horrible. Tell the students that they will learn of Christ's suffering for us on the cross. The suffering He endured was far worse than anything we can ever imagine.

 ② **The Cross (Activity/Discussion).** 🍌, 🦋 Bring in a multitude of pictures, or samples of items where there are crosses. Explain to the students that the cross is depicted everywhere: on clothing, jewelry, churches, stained-glass windows, artwork, etc. If you can get to the library and bring in some books on ancient religious art, you will find many beautiful pictures to share with the students. If time allows, you might have the students copy one of the pictures of the cross that you brought to show. Ask the students the following questions:

1. Do you know the meaning behind the cross?
2. Why is it a symbol that has endured over the course of history?

Tell the students that, in this morning's lesson, they will learn about the reason for all the crosses we see around us today.

 ③ **Why Do We Need a Sacrifice? (Discussion).** 🍌, 🦋 Explain to the students that this morning's Bible Adventure covers the crucifixion of our Savior Jesus Christ. Review with them about Jesus' earthly ministry through the book of Matthew and tell them that they will learn how the Jewish leaders had Him killed because they were jealous of His power. Ask them why Jesus had to die. Review the events from Genesis, the Garden of Eden, Adam and Eve, and how sin entered the world. Explain that the atonement for sin was death. The Jewish people sacrificed animals in the temple to atone for their sins. The animals which were sacrificed were the most perfect, unblemished lambs they had. Still, the Jews could not see that God had sent His Son (the perfect and unblemished lamb) to be sacrificed for everyone's sin forever!

Read Genesis 3:17-21 with the students. Ask the students:

1. What was the result of Adam's sin? (*Death.*)
2. What happened in verse 21? (*The first death occurred, shedding blood for sin.*)

Read Exodus 12:1-13.

1. Why were the Israelites told to sacrifice lambs and mark their doorposts with blood? (*For protection from God's judgment.*)

Explain that sacrifices were required later by the law on a regular basis in order to cover the sins of God's people and be saved from judgment.

 ③ **Old Testament Sacrificial System (Discussion).** 🍌, 🦋 Ask the students the following questions to start a discussion:

1. Do you remember when we studied the tabernacle?
2. What did the high priest do once a year on the Day of Atonement?

Discuss with the students how he took the blood of a sacrificed lamb or goat and sprinkled it on the mercy seat that covered the ark of the covenant. That blood represented a "covering" for the sins of the people. Since they had violated God's laws and broken them, God's anger toward their sin was now appeased by that blood. In the same way, when Jesus, whom John the Baptist called "the Lamb of God," died and shed His blood, His blood now covers the sins of forgiven sinners. Explain to them that although there are still consequences for our sin, God's anger for sin was poured out on Christ. We can praise God that He has shown us His mercy and grace in the death of His Son by taking our sins away!



Book:

Presentation Ideas –




 **Jesus with His Disciples in the Garden (Illustration/Coloring Page).** 🍌, 🦋 Matthew 26:36, MAT13.GF3.

 **Jesus' Arrest in the Garden (Illustration/Coloring Page).** 🍌, 🦋 Matthew 26:47-57, MAT13.GF4.

 **Jesus and Barabbas Before the Crowd (Illustration/Coloring Page).** 🍌, 🦋 Matthew 27:15-26, MAT13.GF5.

 **Jesus' Scourging (Illustration/Coloring Page).** 🍌, 🦋 Matthew 27:27-31, MAT13.GF6.

 **Jesus' Crucifixion (Illustration/Coloring Page).**   Matthew 27:33-50, **MAT13.GF7.**

 **② Nailed (Object Lesson).**   During the Bible Adventure, show a 7" railroad spike, a tent stake, or other huge nail when you tell of Jesus and how He was nailed to the cross. If you used the hammer/nail activity in the HOOK time, remind the students of how much it would hurt to be hammered with a nail. Jesus willingly suffered this pain (and much more) because of His great love for us.

Bible Adventure for 1st – 6th Grades –

We have learned in our study of Matthew that as Jesus entered Jerusalem for the final time, the crowds cheered and gave shouts of praise. They were expecting this promised king of the Jews to overthrow their Roman rulers and establish Israel as a powerful nation, answering to no one. The Jewish religious leaders saw all this attention given to Jesus and were intensely jealous. They did not want to lose their power over the people, so they rejected Jesus and His claim to be the Son of God. They looked for opportunities to end His life so they would no longer have to deal with this threat to their pride and power.

In Matthew chapters 26 and 27, things did not turn out at all the way the crowds had wanted or expected. Only Jesus' close disciples knew His plan was not to set up an earthly kingdom, but to suffer and die to save the world from the hopelessness and darkness of sin. He gave His men hope by teaching them about His second coming. After He concluded, He said, "As you know, the Passover is two days away and the Son of Man will be handed over to be crucified" (26:1-2). As Jesus was speaking, the chief priests and elders were gathered in the court of Caiaphas, the high priest, to plot the death of Jesus.

Judas Iscariot, one of the twelve disciples, secretly went to the chief priests and agreed to betray Jesus to them. He then went and joined Jesus and the rest of the disciples for their last meal together, in which they were celebrating the Passover feast. Jesus told Judas that He was very aware of his intent to betray Him. Judas left to do his dirty business and Jesus continued the meal with the remaining eleven disciples. Afterwards, Jesus took them to the garden of Gethsemane so that He could pray privately about the suffering He was about to endure. In great agony He fell to the ground and prayed, "My Father, if it is possible, may this cup be taken from Me. Yet not as I will, but as You will" (26:39b). What Jesus was saying was that even if He had to face a terrible death on the cross, what He wanted most was to be obedient and do the will of His Father, God.

While Jesus was pouring out His heart to God in the garden, Judas returned with a multitude of guards bearing swords and clubs. Judas approached Jesus and kissed Him to identify Him as the one whom they were to seize. They led Him away to Caiaphas, the high priest, where the scribes and elders were gathered. There the religious leaders tried to get someone to lie about Jesus so that they would have a reason to put Him to death. Finally, Caiaphas asked Jesus to tell them whether or not He was the Christ, the Son of God. Jesus replied, "Yes, it is as you say," and then continued to tell them that He would soon be sitting at the right hand of God with power and honor. To this the high priest tore his robes in a gesture of shock and grief. He pretended to be offended that Jesus would claim such a thing. All the religious leaders agreed that Jesus deserved death according to the Jewish law. They proceeded to hit Him with their fists, spit in His face and slap Him, shouting, "Prophecy to us, Christ. Who hit you?" (26:68).

Although the Jewish leaders proclaimed Jesus guilty for claiming to be the Christ, they did not have the power to put Him to death. For this, they had to take Him to Pilate, the Roman governor. The Jewish leaders lied to him and said that Jesus had been trying to lead a rebellion against the Roman government. Pilate asked Jesus, "Are you the king of the Jews?" and Jesus responded, "Yes, it is as you say." But when asked about all the lies that the religious leaders had told about Him, Jesus remained silent.

Through all these events, Pilate realized that the real reason the Jewish leaders wanted Jesus put to death was because of their terrible jealousy. He thought maybe if he gave them a choice between putting Jesus to death and putting a wicked criminal to death, they would want the criminal crucified and agree to let Jesus go free. However, by this time the religious leaders had convinced the multitude of Jesus' guilt. When Pilate asked what he should do with Jesus, they all cried out, "Crucify Him!" Pilate finally gave in to the people because he was afraid the great crowd would break out into a riot. Jesus was then whipped and delivered over to be crucified.

Pilate's soldiers took Jesus and mocked Him. With 600 Roman soldiers gathered, Jesus was stripped and given a scarlet robe, a crown of thorns and a reed in His hand. The soldiers bowed and shouted, "Hail, King of the Jews!" in a mockery of His seemingly powerless reign. They spat on Him and beat Him, and then led Him away to be crucified.

Jesus was mocked on all sides while He hung on the cross. A robber who was crucified with Him as well as the crowds below hurled insults at Jesus. Likewise, the Jewish leaders mocked Him saying, "He saved others, but He can't save Himself!" (27:42).

At noon, three hours after Jesus was crucified, darkness fell on the land. And then at three in the afternoon, Jesus cried out, "My God, My God, why have You forsaken Me?" This statement signified the terrible wrath that God poured out upon His Son. This wrath was the punishment that was due for us, the real sinners. Jesus endured much, much more than an awful death on the cross. God's wrath for sinners--past, present, and future--was placed on Jesus at that moment. Jesus cried out in a loud voice again and died. A Roman soldier who was keeping guard at the cross exclaimed, "Surely, He was the Son of God!" (27:54). The proud Jewish leaders thought they were finally rid of their problem but, as you may be aware, this is not the end of the story.

All along, Jesus had the power to strike the religious leaders dead, but instead He chose to follow God's plan because He loved His Father and because He loved us. God's plan was for Jesus to be humbled by becoming a frail human, being mocked, beaten and killed as the perfect sacrifice for our sin. Jesus never grumbled about God's will for Him; He accepted it as the best plan. He never behaved selfishly or proudly. He became a servant for our salvation, forgetting His own needs and even laying down His own life in love. Furthermore, He obeyed God because He trusted Him to raise Him up from the dead and give Him victory. He knew that all God's commands are for good.

Follow Christ's example and have an attitude of humility, putting the needs of others before your own. Also, obey God, knowing that anything He asks of you is ultimately for your good and He will provide you with everything you need to carry out His will.



Aim Questions

1. **What was the conflict between Jesus and the Jewish religious leaders?** (*Jesus claimed to be Christ, the Son of God, and the Jewish leaders rejected Him.*)
2. **How did Caiaphas and the other Jewish leaders finally resolve this conflict with Jesus?** (*They secretly seized and questioned Jesus and presented Him to Pilate as a criminal deserving death. When Pilate left the decision to the crowds, they persuaded the crowds to call for Jesus' crucifixion.*)
3. **Why were the Jewish leaders concerned about guarding Jesus' tomb?** (*They knew Jesus had said that He would rise from the dead in three days and, disbelieving Him, they wanted to ensure that the disciples would not steal the body and make up a story.*)
4. **How was Jesus humble?** (*He was humble in His complete obedience to His Father's will; He came down to earth from His eternal glory in heaven to be a man whose utmost purpose was to die a criminal's death for our sakes and God's glory.*)
5. **In what was Jesus obedient?** (*In everything! Even in the horrible death that was appointed for Him by the Father as the sacrifice for our sins.*)
6. **How are we to be humble and obedient like Christ?**



Look:



① **Not My Will, but Your Will (Discussion).**   Discuss with the students how Jesus desired to do His Father's will even in the face of death. In Matthew 26:39, Jesus fell with his face to the ground and prayed, "My Father, if it is possible, may this cup be taken from me. Yet not as I will, but as you will."


Ask the students:


What does it take to be able to say, "As you will"?

Respond with:

It takes firm trust in God's plans and it takes prayer and obedience each step of the way.


Have the students think of some things that they have been asked to do even when they might have not wanted to do them. Ask them to describe their reaction.


 ① **The Kiss that Identified Jesus (Group Activity).** 🐜, 🦋 Start the discussion by reviewing how Judas went to Jesus and kissed Him in order to identify Him as the one whom the guards were to seize. Ask the students why Judas would want to betray Jesus. Judas may have realized that Jesus' kingdom was not going to come from taking the nation of Israel and overthrowing Rome. Judas's greedy desire for money and status could not be realized if the kingdom was only spiritual, so he betrayed Jesus in exchange for money and favor from the religious leaders. Explain to them that this definitely was not an act that honored God. Ask the students what they could do to honor Jesus. Instruct them to pick a partner and write down all the ways they can think of that would honor Christ. Then have them share them with the whole group. Teachers can reward the students' hard work with a Hershey's Kiss.

 ① **Humble Bumble (Game)** 🐜, 🦋 Duplex copy **MAT13.GF8 Pgs. 1- 3** with **Pg. 4** onto cardstock. Cut out the "Humble Bumble" cards. Make enough sets for each group. Have the students follow the directions below to play the game. This game works best with four or five players.

1. Pass out all the cards.
2. The person on the left of the dealer takes a card from the person to his left. If the player has a card that has a "desire" and it matches with "the action we should take" card, he lays it down in front of him.
3. The play continues counter-clockwise.
4. After all the cards are laid down, the person who is left with "Humble Bumble" is the winner.

This game reinforces what our desires are and what actions we should take with those desires to glorify God.


 ① **Frozen in Time (Drama).** 🐜, 🦋 Divide the students into groups of four or five. Each group needs to choose a time period from the story of Jesus' arrest and crucifixion. Then each needs to create a frozen scene that represents a single moment. (Each scene must include Jesus.) The groups must now decide what Bible characters are parts of this scene and decide what they might say. For the student who represents Jesus, encourage him or her to portray the humility aspect that you have been talking about. Each group will get a chance to present their scene for the rest of the class. They must go to the front and freeze into their scene. The teacher will then touch one student and he or she will share thoughts about what is happening, as if he or she is back in time and part of the crucifixion. Then the group will refreeze, and you will touch another student and allow him or her to share feelings. If you do not have time for all the students to create a scene, then choose six students who can create a scene for the whole class. At the end of each scene (or the single scene), allow the rest of the class to guess which scene was being portrayed. Discuss with the students how Jesus is an example of humble obedience.

 ② **Who Would You Be? What Would You See? (Activity).** 🐜, 🦋 As a class, brainstorm some of the important characters who could be involved in the crucifixion, or who may have seen what was happening. This could be Mary (Jesus' mother), a disciple, a soldier, and even themselves. Have the students imagine that they were there at this important time in history. They need to take on the identity of the characters or themselves, and tell you what they saw and how they felt. They can write this in a variety of forms from a letter to the future, a diary entry, or a news article. Let them be creative and remember this story in a new light.


 ① **Christ's Great Love for Us—His Final Steps (Craft/Coloring Book).** 🐜, 🦋 Each student will need:


MAT13.GF9 Pgs. 1 & 14 (front and back cover) copied onto colored paper
MAT13.GF9 Pgs. 2-14 copied onto white paper
hole punch
ribbon


Have the students assemble their coloring books by hole-punching and fastening the pages together with the ribbon.

 ② **Following Jesus (Worksheet).** 🐜, 🦋 Have the students race the probable route that Jesus took


once He left the upper room. There are nine clues to help the students follow Jesus on His last walk to the cross. They will need to look up the passages to know which way Jesus went, **MAT13.GF10**.


 ② **The Pain of the Crucifixion (Discussion).** 🐛, 🦋 Use the article by C. Truman Davis, M.D., M.S., "The Medical Account of the Crucifixion" (available upon request from Children's Ministry) as a review and discussion starter. You should read through the article ahead of class and highlight sections that you think would be appropriate for discussion. Be sensitive to the age of the students on the gruesome details, and stick to the verses from this lesson to outline the events of the actual crucifixion. It is difficult for us to imagine the suffering Christ endured for us. If you can get a doctor to visit your classroom, he or she could give a clinical description of what happens to a person as they die on a cross. Along with the physical pain of crucifixion, Christ also endured the ultimate pain for Him, that is, to be separated from His Father and have His Father's wrath poured out upon Him.


 ② **The Cross Words (Word Search).** 🐛, 🦋 Have the students use **MAT13.GF11** to find the words in the puzzle that are represented in Christ's death on the cross.


 ③ **How Does Jesus' Death Take Away Our Sin? (Object Lesson).** 🐛, 🦋 You will need three hearts: one from black paper and the other two from red paper. **MAT13.GF12** can be used as a template for the hearts. The back of the black heart should be pre-glued using a glue stick.

1. Ask the students: "How does Jesus' death take away our sins?"
2. Have them respond.
3. Hold up the black heart and talk about sin and how God hates our sin.
4. Tell them that God cannot allow anyone to enter into His kingdom who has even one sin.
5. Ask them, "In what ways have you sinned?"
6. Let them respond.
7. Let them know that, because they are sinners, there is no way for them to enter into God's kingdom.
8. Hold up one of the two red hearts and talk about God's love for us. He knew that we could do nothing and are helpless so He had to do something.
9. Tell them that God loved us so much that He sent His Son, Jesus Christ, to die on our behalf.
10. Paste the black heart to the red heart.
11. Hold up the other red heart.
12. Talk about how Jesus bled and died on the cross. While holding the other pasted hearts (black side up) in one palm, take the remaining red heart and cover the black heart and paste them together.
13. Tell the students that Jesus' blood now covers our sin completely! With a clean heart, God no longer sees our sin but sees the blood of His Son covering our sin.
14. Ask them, "What happened to the black heart?" Discuss how it's completely gone, just like a person's sin is gone when Jesus' blood covers it. This is how Jesus' death takes away our sin!
15. Use this opportunity to further share the Gospel message with the students.

 ② **Old Testament Prophecy – Fulfillment (Discussion/Worksheet).** 🐛, 🦋 The students may have completed the first part of this worksheet during the HOOK time. Now you can use this worksheet to see how these Old Testament prophecies were ALL fulfilled in Jesus Christ. **Debrief:** By seeing how God's promises in the Old Testament were completely fulfilled in Jesus Christ, we can understand that Jesus was and is the Son of God, and that God was in total control of the events surrounding His crucifixion and death, **MAT13.GF2**.

 ➤ **Aim Questions (Worksheet).** 🐛, 🦋 Have the students answer the Aim Questions about today's Bible Adventure, **MAT13.GF13**.

 ➤ **Passage Review Questions (Worksheet).** 🐛, 🦋 This booklet contains many questions from the Scripture passage covered in today's lesson. Students may work on them in class and complete them during the week at home, **MAT13.GF14**.

 ➤ **Matthew 26:39 (Memory Verse Song).** 🐛 Words and music for today's memory verse are available upon request from Children's Ministry.



Took:



① **Are You Committed to Christ and Standing for Truth? (Worksheet/Discussion).** 🐛, 🦋 Use **MAT13.GF15** as you discuss how Pilate knew that Jesus was innocent. He had the authority to set Jesus free. He didn't want to anger the Sanhedrin or "make waves" by standing for what was right.

Ask the students the following questions:

1. Is this a man of integrity or courage? (*Pilate didn't want to take responsibility, so he left things to chance by letting the emotions of the people decide...and Jesus was crucified.*)
2. When you are confronted with a situation where you have to take a stand for Jesus, do you? (*Not standing for Jesus is standing against Him, just as Pilate did.*)
3. What is the right thing to do?
4. What are the results/consequences of standing for Him/not standing for Him?



① **Humility Wreath (Craft)** 🐛, 🦋 Each student will need:

MAT13.GF16 "Jesus, the King of the Jews" copied onto cardstock
 1 small "crown of thorns" wreath. **Option:** paper bags twisted to form a crown
 6-inch long scarlet ribbon
 1 reed
 6-inch cord or string
 scissors

Have the students follow the directions below to complete their crafts:

1. Wrap the scarlet ribbon around the wreath.
 2. Glue the reed to the front of the wreath.
 3. Cut out and glue "Jesus, the King of the Jews" on the lower part of the wreath.
 4. Glue the cord on the top of the wreath.
 5. Hang the wreath in a place that will remind you of Jesus' humble obedience to God's plan.
- Remind the students how Jesus was stripped and given a scarlet robe, a crown of thorns, and a reed in His hand. The soldiers cast lots for His clothing and put up a sign above His head that read, "This is Jesus, the King of the Jews" (Matthew 27: 27-37).



① **Perfume Bottle (Craft)** 🐛, 🦋 Each student will need:


MAT13.GF17 Pgs. 1 & 2 copied onto cardstock (gold color, if possible)
MAT13.GF17 Pg. 3 copied onto white paper
 colored jewels or beads
 ribbon
 scissors
 glue
 tape


Have the students follow the directions below to complete their crafts:

1. Cut out the perfume bottle, top and two straps from **MAT13.GF17 Pgs. 1 & 2**.
2. Decorate the bottle with jewels, beads, and ribbon.
3. Glue the verse from **MAT13.GF17 Pg. 3** to the perfume bottle top.
4. Tape the two cardstock straps to the back of the perfume bottle.
5. Slip the top into the straps.

Discuss with students how, although it might have seemed a waste of money to the disciples when the woman broke an alabaster vial of costly perfume over Jesus' head (26: 6-13), Jesus acknowledged her act of worship. Because it was costly perfume, it was a great sacrifice for her to give to Jesus. Ask the students the following questions:


1. How do you worship Jesus?
2. Do you sacrifice your own desires to serve Him? (*We worship Jesus when we obey, even when it is difficult or costly to us. Read Philippians 2:5-8.*)
3. How did Jesus obey, and therefore honor, His Father, according to verse 7?
4. As the woman emptied her bottle of perfume for worship, how can we empty ourselves for God with humble obedience?

 ② **Cross Bookmark (Craft)**. 🍌, 🦋 Give the students an opportunity to be creative and make a cross to be used as a bookmark. You might provide for them a variety of materials so they can each come up with something unique. Have them write the memory verse on the back of the bookmark. Suggestions for materials: craft sticks, poster board or cardboard, cardstock paper with crosses already printed on them, beads, sequins, tissue paper, crayons, markers, stamping supplies, stickers, pom poms, clear contact paper, glue, scissors.

 ② **Our Response to Christ's Sacrifice (Discussion)**. 🍌, 🦋 Ask the students the following questions:

1. How did the Roman centurion's feelings probably change over the course of events that lead to Christ's ultimate death?
2. What was his response as he witnessed Christ's final moments before death, and the events immediately after?
3. Now that we know the whole story, what should our response be?

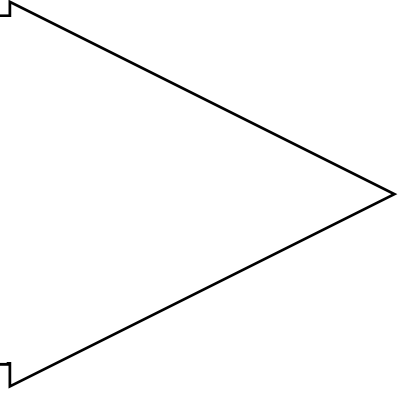

Explain to the students that just as Christ was humble and obedient before the Father, so should be our response before Him. We need to repent from our sin and live our lives in humble gratitude for the price He paid for us.

 ③ **Take and Tell (Activity)**. 🍌, 🦋 Ask the students if they have ever shared the Gospel with someone else. Request sets of Faith Bible Church's Gospel Presentations and Bead Cross instructions, **MAT13.GF18**, and provide them for the students to take home. Have them practice with each other what they will say and how to share the Gospel with others. Explain to them that it is our responsibility as believers to go and tell others about the sacrifice that Christ made on our behalf. Have the students make a "Wordless Book" and practice telling each other or make friendship bracelets with the colored beads that explain the Gospel and look up and list verses that walk someone through the Gospel presentation.

BIRTH



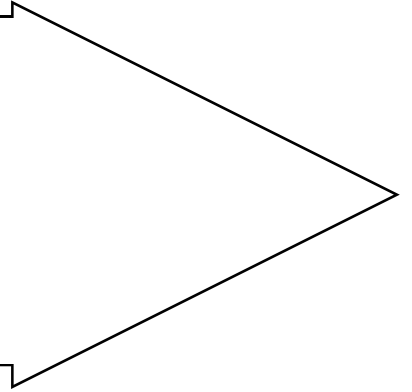

DEATH



BIRTH



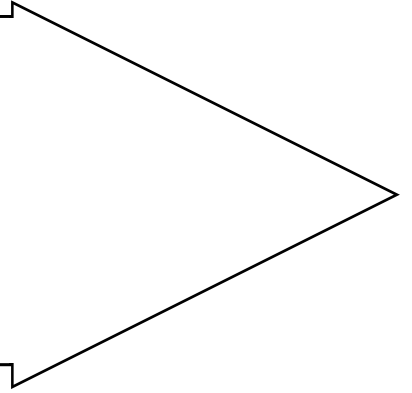

DEATH



BIRTH



DEATH



Prophecies Fulfilled

Instructions: Look up the following Old Testament prophecies concerning Jesus Christ in the left-hand column and write a brief description of what the prophecy was about. Then look up the verses in the right-hand column and draw a line from the Old Testament prophecy to the New Testament fulfillment.

<u>O.T. Prophecy</u>	<u>Meaning</u>	<u>N.T. Fulfillment</u>
Genesis 12:3		Matthew 27:35-36
Psalms 22:1		Matthew 27:46
Psalms 22:16		John 13:18
Psalms 22:18		John 19:28-30
Psalms 34:20		John 19:32-33, 36
Psalms 41:9		John 20:25, 27
Psalms 69:21		Acts 3:25

Jesus with His Disciples in the Garden



Jesus' Arrest in the Garden




Jesus and Barabbas before the Crowd



Jesus' Scourging



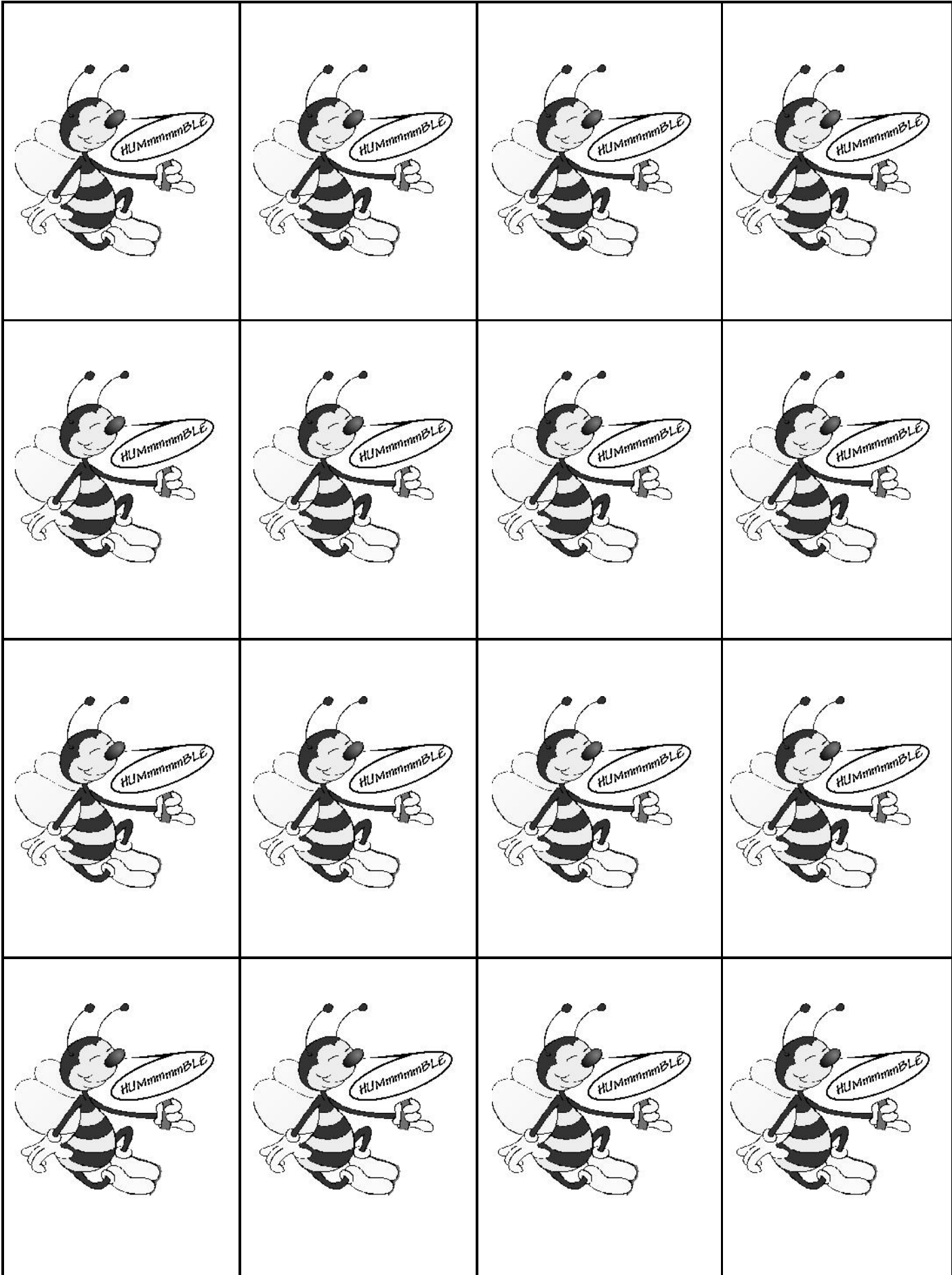
Jesus' Crucifixion




<p style="text-align: center;">DESIRE</p> <p>You are a good baseball player so you tell everyone how wonderful you are.</p>	<p style="text-align: center;">DESIRE</p> <p>You don't think anyone really likes you so you are loud and obnoxious, hoping to get attention.</p>	<p style="text-align: center;">DESIRE</p> <p>Others make fun of your big ears so you bully them.</p>	<p style="text-align: center;">DESIRE</p> <p>You want to make a good grade on your test but you didn't study so you cheat.</p>
<p style="text-align: center;">ACTION</p> <p>You are thankful God has given you a gift to play baseball and you help and encourage others on your team.</p>	<p style="text-align: center;">ACTION</p> <p>You are quiet, kind and patient. You pray that God will bring you a friend.</p>	<p style="text-align: center;">ACTION</p> <p>You know that others can be mean but God made you the way you are for a reason. You are kind and friendly. Soon the others won't notice.</p>	<p style="text-align: center;">ACTION</p> <p>You take the test although you may fail and learn from your mistakes. Next time you will study.</p>
<p style="text-align: center;">DESIRE</p> <p>You want the biggest glass of pop so you grab it.</p>	<p style="text-align: center;">DESIRE</p> <p>You want everyone to think you are the best so you make up stories and exaggerate about yourself.</p>	<p style="text-align: center;">DESIRE</p> <p>You want to look better than others so you put others down by teasing them or spreading rumors.</p>	<p style="text-align: center;">DESIRE</p> <p>You want something so badly you are willing to steal it.</p>
<p style="text-align: center;">ACTION</p> <p>You know a little more pop doesn't make a whole lot of difference so you kindly give it to your friend.</p>	<p style="text-align: center;">ACTION</p> <p>You want people to like you for who God made you to be. You know true friends accept you for who you are.</p>	<p style="text-align: center;">ACTION</p> <p>You want to honor God so you build others up and encourage them not to worry about what they think about you.</p>	<p style="text-align: center;">ACTION</p> <p>You know stealing is wrong so you save up your money to buy what you want.</p>

<p style="text-align: center;">DESIRE</p> <p>You want the biggest piece of cake with the most frosting.</p>	<p style="text-align: center;">DESIRE</p> <p>You want to watch TV instead of doing chores.</p>	<p style="text-align: center;">DESIRE</p> <p>You want to play and not do your homework.</p>	<p style="text-align: center;">DESIRE</p> <p>You want to be the first person in line.</p>
<p style="text-align: center;">ACTION</p> <p>You give the bigger piece of cake to a friend.</p>	<p style="text-align: center;">ACTION</p> <p>You do your chores with a good attitude.</p>	<p style="text-align: center;">ACTION</p> <p>You work hard to finish your homework so that you can play.</p>	<p style="text-align: center;">ACTION</p> <p>You walk slowly to take your place in line even if you are not first.</p>
<p style="text-align: center;">DESIRE</p> <p>You raise your hand, wave it back and forth and make noise, hoping the teacher will always call on you.</p>	<p style="text-align: center;">DESIRE</p> <p>You don't want to clean up your room although your mother has asked you to.</p>	<p style="text-align: center;">DESIRE</p> <p>You take your brother's new book without asking because he might say "no."</p>	<p style="text-align: center;">DESIRE</p> <p>You grab a candy bar from your sister because you want it.</p>
<p style="text-align: center;">ACTION</p> <p>You raise your hand quietly. The teacher doesn't always have to call on you. You want others to have a chance to answer.</p>	<p style="text-align: center;">ACTION</p> <p>You clean up your room because you know you should obey your parents.</p>	<p style="text-align: center;">ACTION</p> <p>You ask your brother if you can read his new book and offer something for him in return.</p>	<p style="text-align: center;">ACTION</p> <p>You kindly ask if you may have a piece of your sister's candy bar, knowing that she may say "no."</p>

<p style="text-align: center;">DESIRE</p> <p>You want to watch your TV program and you don't care what everyone else wants.</p>	<p style="text-align: center;">DESIRE</p> <p>You and your friends are making up a play. You want everyone to go along with all your ideas.</p>	<p style="text-align: center;">DESIRE</p> <p>You started a club and want to tell everyone what to do.</p>	<p style="text-align: center;">DESIRE</p> <p>You are having a birthday party and you keep asking everyone what they got you and how much it cost.</p>
<p style="text-align: center;">ACTION</p> <p>You realize that there are other people who want to watch TV and you ask if you can take a vote. Then you accept the result.</p>	<p style="text-align: center;">ACTION</p> <p>You listen to everyone's ideas about the play and compromise so that everyone has a contribution.</p>	<p style="text-align: center;">ACTION</p> <p>You realize that a club works best when everyone gets to share ideas and contribute to the planning.</p>	<p style="text-align: center;">ACTION</p> <p>You are thankful that people brought you presents and you make sure you thank them for their thoughtfulness.</p>
<p style="text-align: center;">DESIRE</p> <p>You push and shove so you can get the ball to use on the playground.</p>	<p style="text-align: center;">DESIRE</p> <p>You want the biggest bowl of ice cream.</p>	<p style="text-align: center;">DESIRE</p> <p>You are willing to hurt your old friends to get into the popular group at school.</p>	<p style="text-align: center;">DESIRE</p> <p>You want to make a joke about the new boy at school because he has a big nose.</p>
<p style="text-align: center;">ACTION</p> <p>You wait your turn and if you get the ball you ask others to play with you.</p>	<p style="text-align: center;">ACTION</p> <p>You take the bowl of ice-cream you are handed and you enjoy it.</p>	<p style="text-align: center;">ACTION</p> <p>You realize that friendship is important and that true friends stick together through thick and thin.</p>	<p style="text-align: center;">ACTION</p> <p>You realize that God made us all in His image so you tell people about the good qualities in the new boy at school.</p>



CHRIST'S GREAT LOVE FOR US



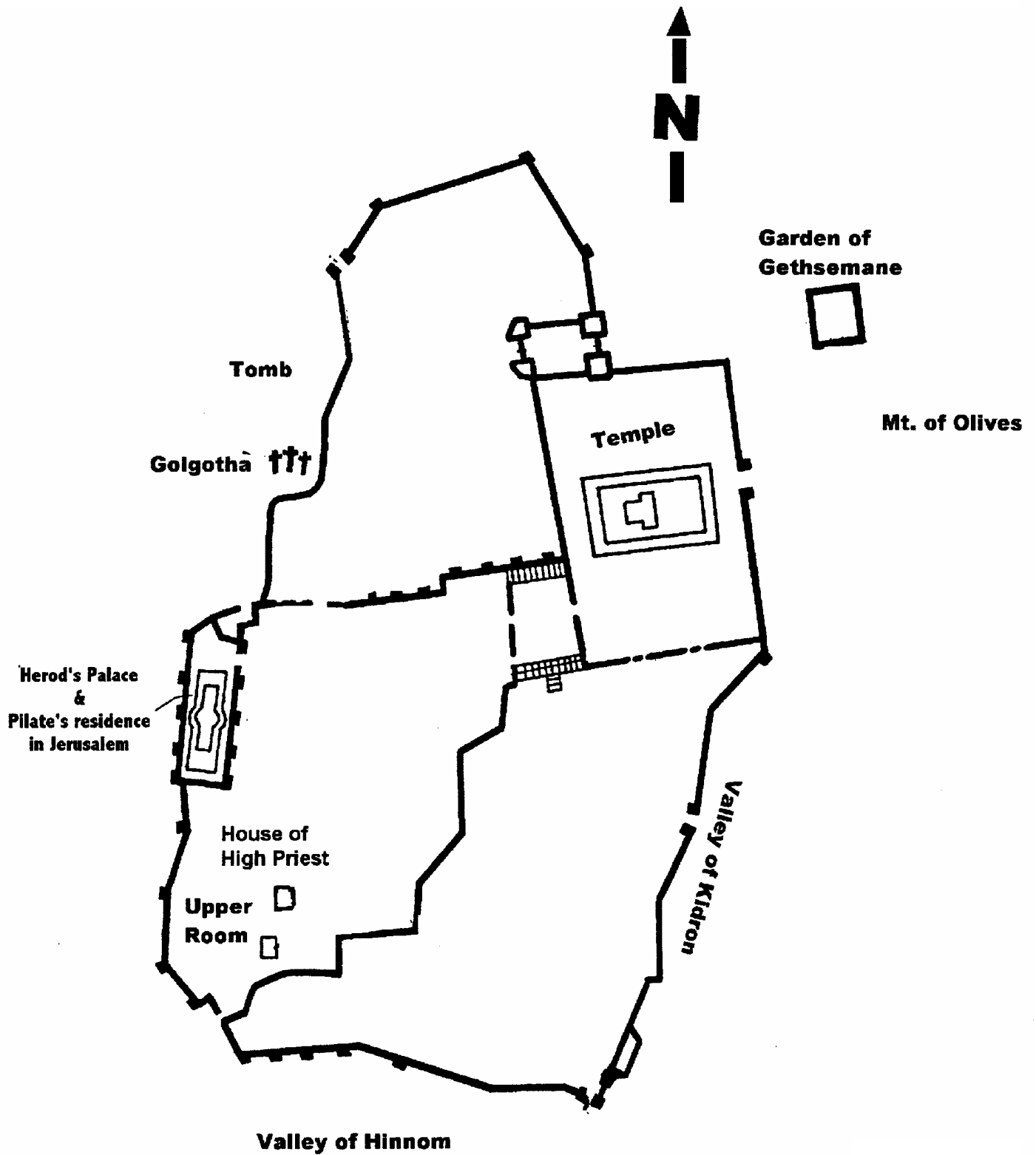
THE FINAL STEP

Prophecies Fulfilled

Instructions: Look up the following Old Testament prophecies concerning Jesus Christ in the left-hand column and write a brief description of what the prophecy was about. Then look up the verses in the right-hand column and draw a line from the Old Testament prophecy to the New Testament fulfillment.

<u>O.T. Prophecy</u>	<u>Meaning</u>	<u>N.T. Fulfillment</u>
Genesis 12:3		Matthew 27:35-36
Psalms 22:1		Matthew 27:46
Psalms 22:16		John 13:18
Psalms 22:18		John 19:28-30
Psalms 34:20		John 19:32-33, 36
Psalms 41:9		John 20:25, 27
Psalms 69:21		Acts 3:25

Map and Timeline



Mary Anoints Jesus with Precious Perfume




The Chief Priests Plot Against Jesus



The Last Supper



In the Garden of Gethsemane



Judas Betrays Jesus




Jesus Is Brought Before the High Priest




Jesus and Barabbas Are Brought Before Pilate



Jesus Is Crowned with Thorns



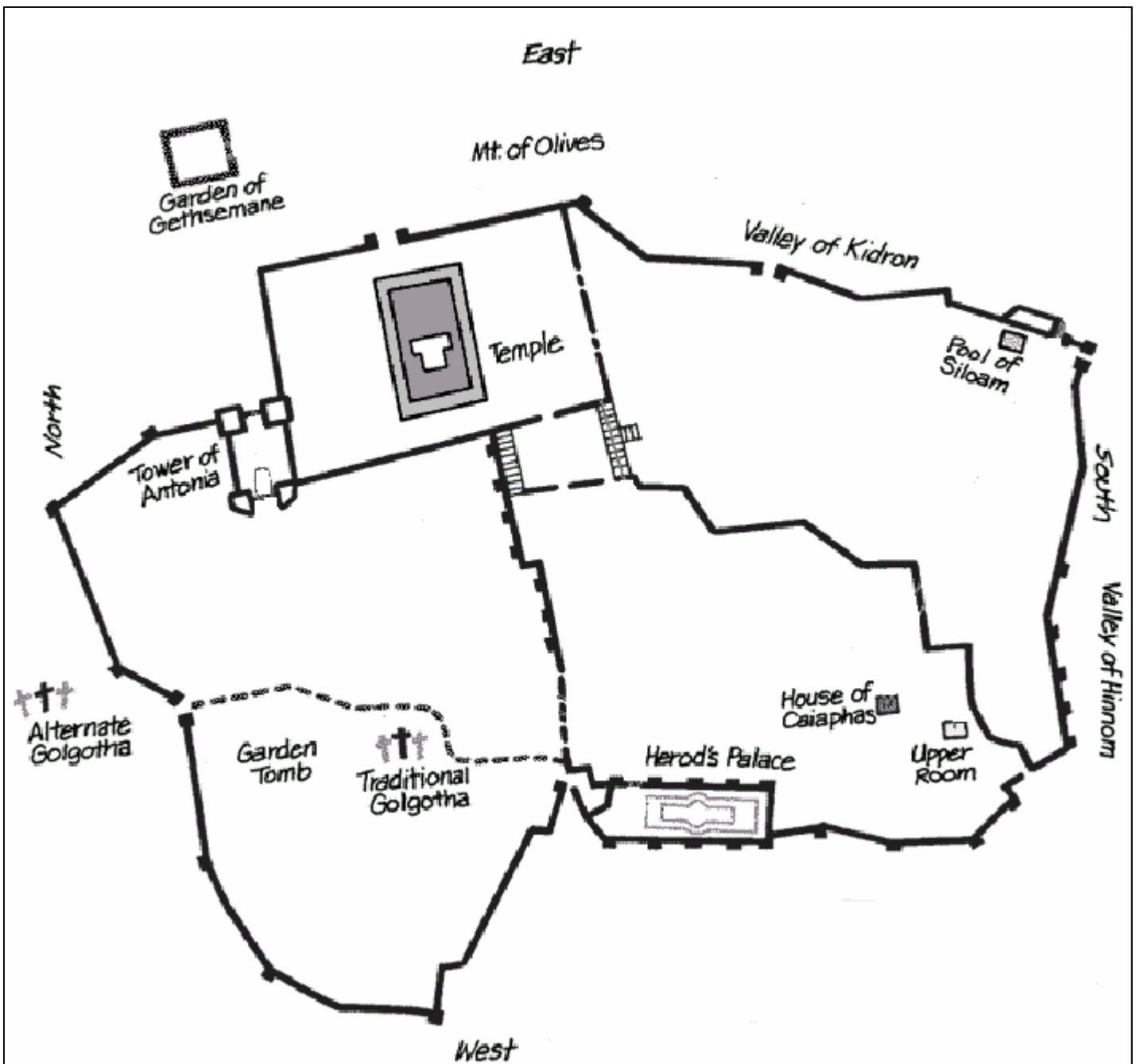
Jesus' Crucifixion



The Tomb is EMPTY!!



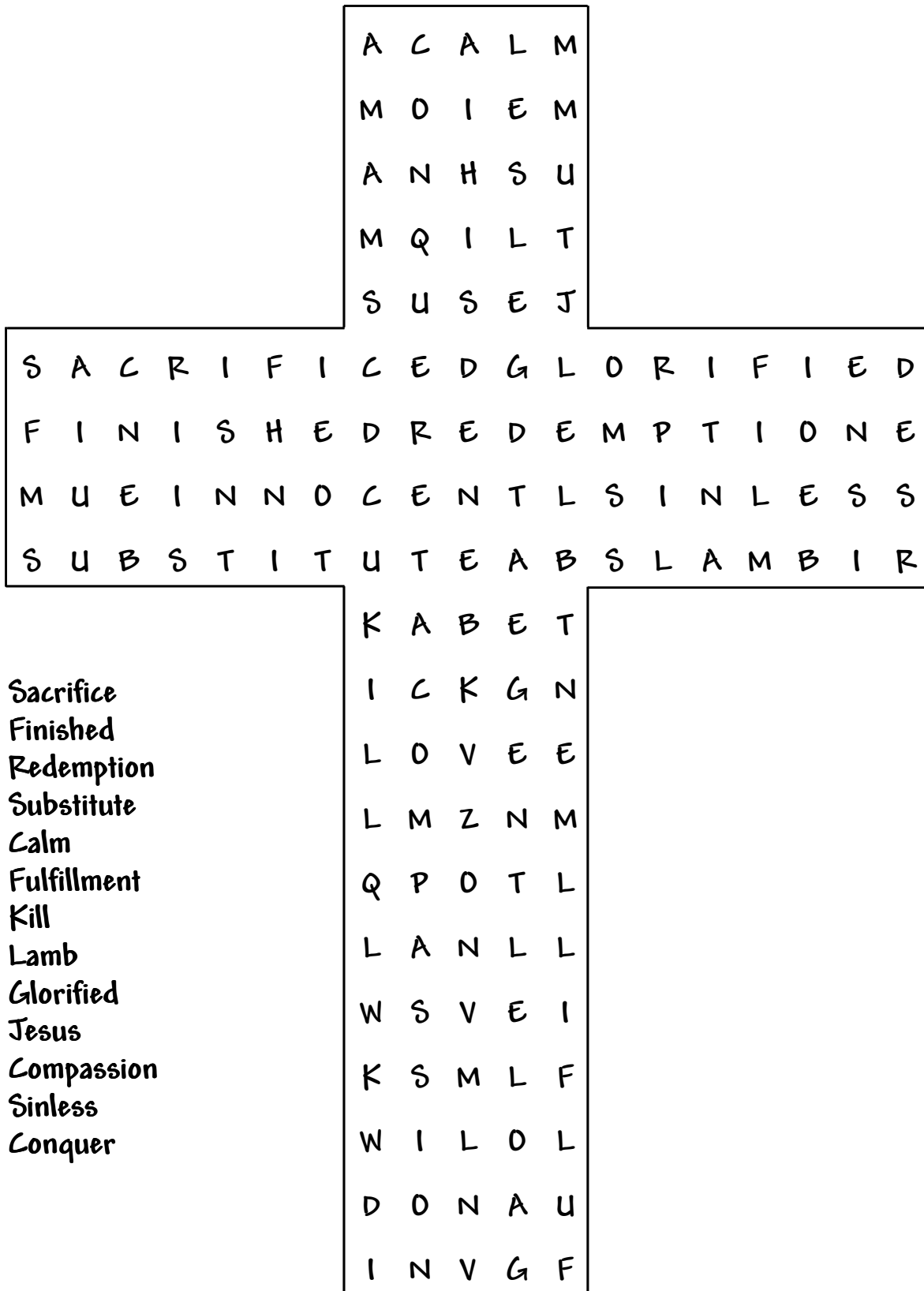
"You are right in saying I am a King.
In fact, for this I was born,
And for this I have come into the world,
to testify to the truth.
Everyone on the side of the truth listen."
John 18:37b



Following Jesus
Can you find where these events happened?

1. Jesus taught here. (Mark 11:17-18)
2. Peter and John prepared the Passover feast. (Luke 22:8-13)
3. Jesus' prayer. (Matthew 26:39-44)
4. Jesus was betrayed by Judas and arrested. (Matthew 26:47-50)
5. Jesus was brought before Caiaphas, the high priest. (Matthew 26:57-66)
6. Jesus was brought before Pilate and Herod. (Luke 23:1-12)
7. Jesus was crucified and buried. (Matthew 27:31-61)
8. Jesus rose again. (Matthew 28:1-7)

The Cross Words



- Sacrifice
- Finished
- Redemption
- Substitute
- Calm
- Fulfillment
- Kill
- Lamb
- Glorified
- Jesus
- Compassion
- Sinless
- Conquer


The Cross Words

Answer Key

				C	A	L	M		
				O					
				N					
				Q					
				S	U	S	E	J	
S	A	C	R	I	F	I	C	E	D
G	L	O	R	I	F	I	E	D	
F	I	N	I	S	H	E	D	R	E
D	E	M	P	T	I	O	N		
		I	N	N	O	C	E	N	T
		S	I	N	L	E	S	S	
S	U	B	S	T	I	T	U	T	E
				K					T
				I	C				G
				L	O	V	E	E	
				L	M				N
									M
				P					T
									L
				L	A				L
									L
				S					E
									I
				K	S				
									F
				I					L
				O	N				U
				N					G
									F

- Sacrifice
- Finished
- Redemption
- Substitute
- Calm
- Fulfillment
- Kill
- Lamb
- Glorified
- Jesus
- Compassion
- Sinless
- Conquer

HEART Template



Aim Questions

Answer the following questions about today's Bible Adventure.

1. What was the conflict between Jesus and the Jewish religious leaders?
2. How did Caiaphas and the other Jewish leaders finally resolve this conflict with Jesus?
3. Why were the Jewish leaders concerned about guarding Jesus' tomb?
4. How was Jesus humble?
5. In what was Jesus obedient?
6. How are we to be humble and obedient like Christ?

We need to follow Christ's example with an attitude of humility. Trust in God, like Jesus did, with obedience to His Father's commands, knowing that He will do good.



"Going a little farther, He fell with His face to the ground and prayed, "My Father, if it is possible, may this cup be taken from Me. Yet not as I will, but as You will."

Matthew 26:39

Passage Review Questions

Matthew 26-27

What did Jesus say would happen to the Son of Man in two days? (26:2)

Who wanted to kill Jesus? (26:3)

Why were the disciples mad at the woman who poured perfume onto Jesus? (26:6-9)

What was Jesus' response? (26:10-11)

What did Jesus promise the woman with the perfume because of her great deed? (26:13)

Who betrayed Jesus to the chief priests? (26:14-16)

What special day were the disciples celebrating when Jesus told them to prepare for the Passover? (26:17)

What did Jesus use the bread and wine to symbolize?
(26:26-28)

According to Jesus, what would happen to the disciples once He was taken prisoner? (26:31)

What did Peter say he would never do and what was Jesus' response? (26:33-34)

Explain the events that led up to Jesus' capture? (26:36-46)

Why did Jesus rebuke Peter for striking out at one of the men with the high priest? (26:51-54)

Why did the high priest tear his robes? (26:63b-65)

How did the priests treat Jesus once He affirmed that He was God? (26:66b-68)

What did the priests and the elders agree to do? (27:1-2)

What did the governor ask Jesus and what was Jesus' response?
(27:11-14)

Did governor Pilate know that King Jesus was not guilty of the things for which He was being accused? (27:18)

Why did the crowds ask for Barabbas to be released instead of Jesus? (27:20)

What did they want done with their perfect King? (27:22)


Describe the events that led up to the crucifixion. (27:27-31)

Where was Jesus taken? (27:33)

What did the sign say that was put over Jesus' head as He hung on the cross? (27:37)

What were some of the events that happened immediately after the crucifixion? (27:51-54)

Are You Committed to Christ and STANDING FOR TRUTH?



Pilate knew that Jesus was innocent of all charges against Him.

**He had the authority to have Jesus set free.
He didn't take a stand for truth;
therefore, he stood against it!**

Next to each verse below, fill in what it says about truth:

Psalm 15:1-2 _____

Psalm 40:10 _____

Psalm 119:29-30; 41-47 _____

Proverbs 16:13 _____

John 14:6 _____

John 18:37 _____

2 Corinthians 4:13 _____

Ephesians 6:13-18 _____

2 Timothy 2:15 _____


2 Timothy 3:16 _____

**When confronted with a situation where you have to choose
whether or not to stand up for the truth, what do you do?**

If you don't stand for truth, you're standing against it!

Are You Committed to Christ and STANDING FOR TRUTH?

(Answer Key)



Pilate knew that Jesus was innocent of all charges against Him.

**He had the authority to have Jesus set free.
He didn't take a stand for truth;
therefore, he stood against it!**

Next to each verse below, fill in what it says about truth:

Psalm 15:1-2 Dwell with the Lord.

Psalm 40:10 Do not conceal God's truth.

Psalm 119:29-30; 41-47 Choose truth; trust and speak God's Word without shame.

Proverbs 16:13 Those who speak truth are valued.

John 14:6 Jesus is truth.

John 18:37 Jesus came to testify of truth- those on the side of truth listen to Jesus.

2 Corinthians 4:13 Believe and speak the truth.

Ephesians 6:13-18 Stand firm.

2 Timothy 2:15 Handle the Word of truth unashamedly.

2 Timothy 3:16 All Scripture is God-breathed and useful for teaching, rebuking, and training.

When confronted with a situation where you have to choose whether or not to stand up for the truth, what do you do?

If you don't stand for truth, you're standing against it!

JESUS
KING OF THE JEWS

JESUS
KING OF THE JEWS

JESUS
KING OF THE JEWS

JESUS
KING OF THE JEWS

JESUS
KING OF THE JEWS

JESUS
KING OF THE JEWS

JESUS
KING OF THE JEWS

JESUS
KING OF THE JEWS

JESUS
KING OF THE JEWS

JESUS
KING OF THE JEWS

JESUS
KING OF THE JEWS

JESUS
KING OF THE JEWS

JESUS
KING OF THE JEWS

JESUS
KING OF THE JEWS

JESUS
KING OF THE JEWS

JESUS
KING OF THE JEWS

JESUS
KING OF THE JEWS

JESUS
KING OF THE JEWS

JESUS
KING OF THE JEWS

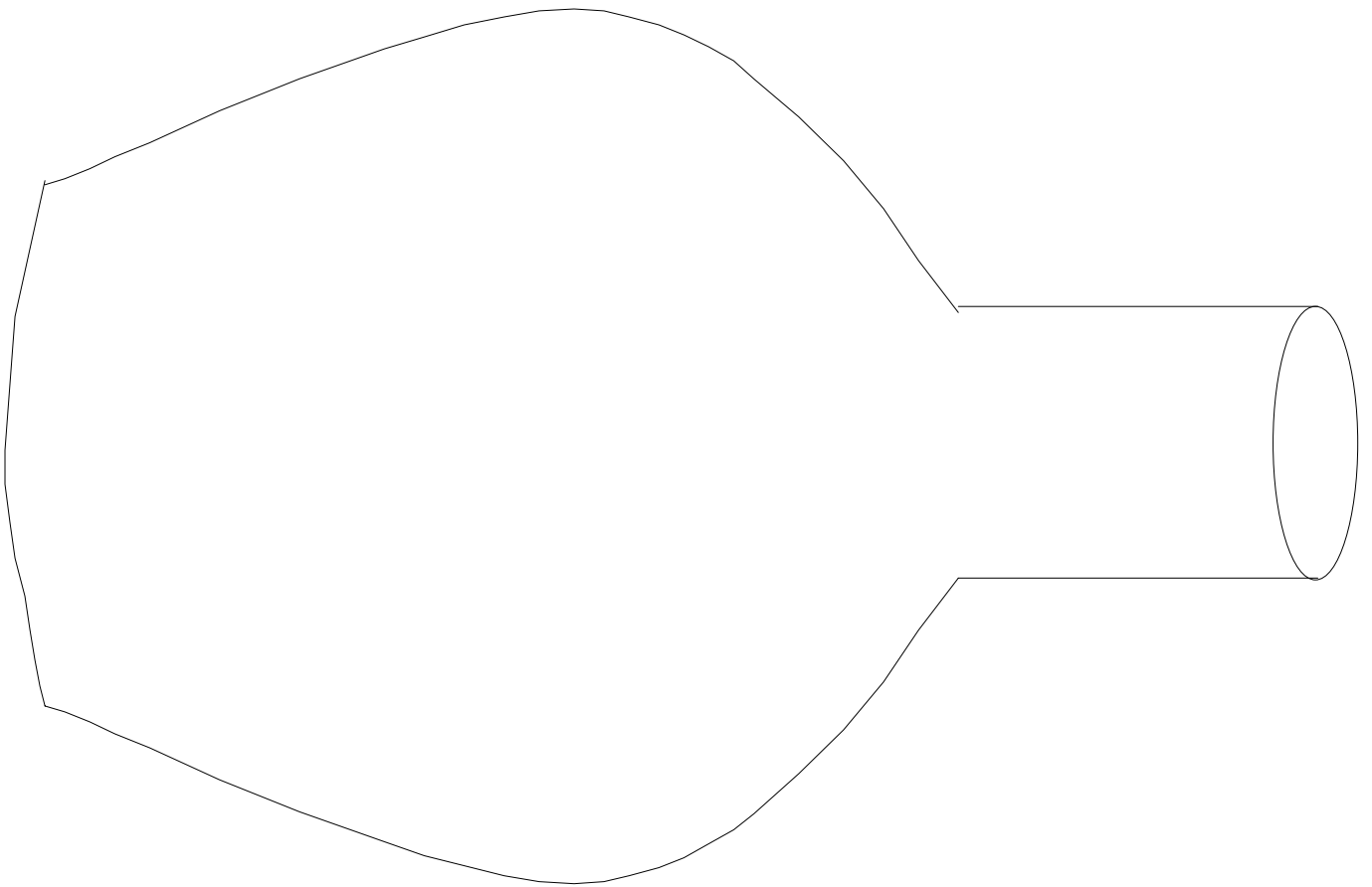
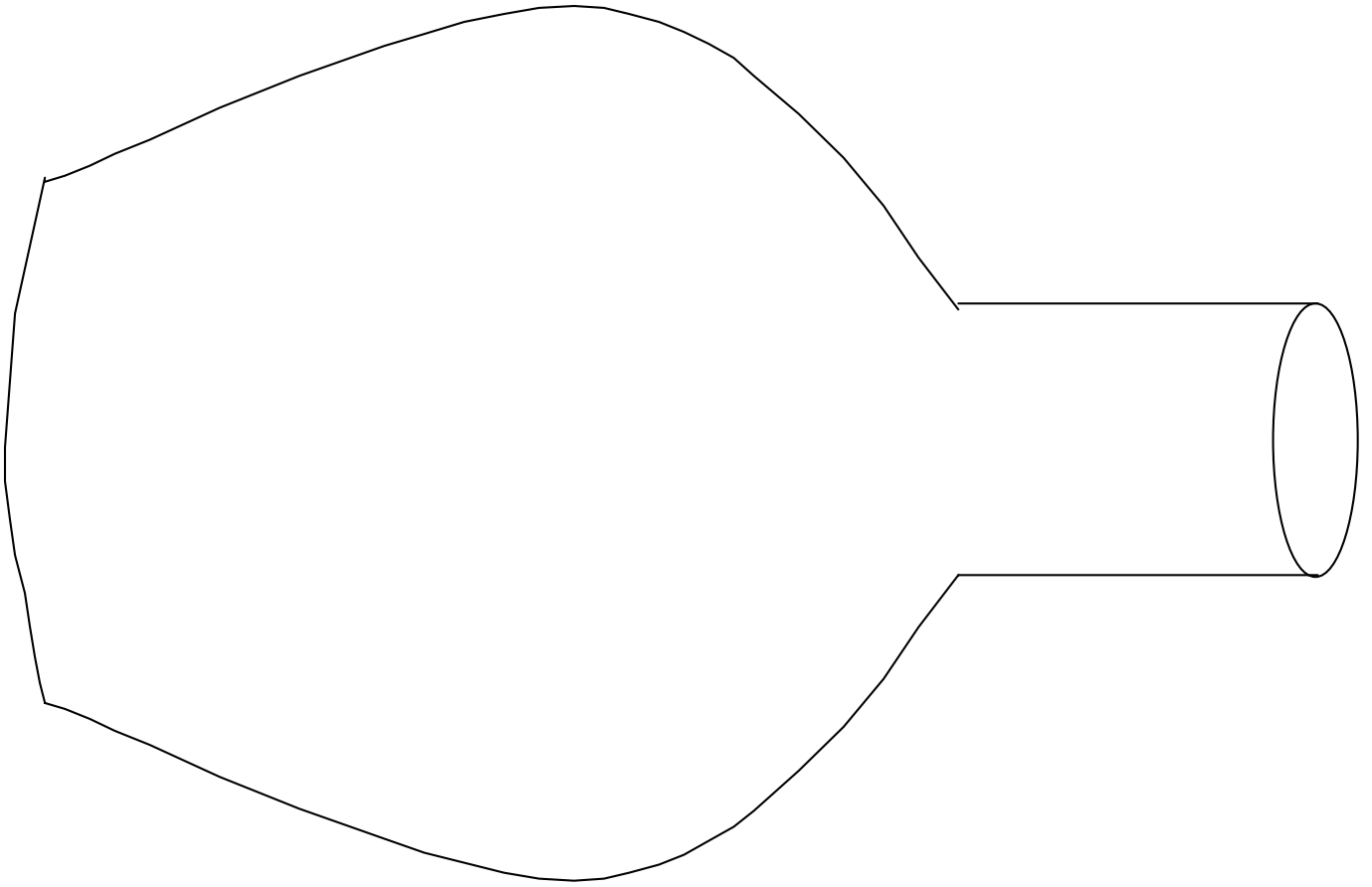
JESUS
KING OF THE JEWS

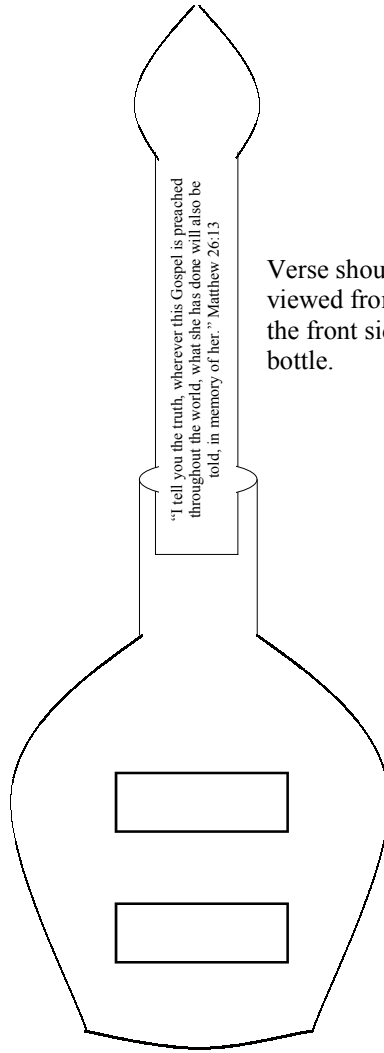

JESUS
KING OF THE JEWS

JESUS
KING OF THE JEWS

JESUS
KING OF THE JEWS

JESUS
KING OF THE JEWS






Verse should be viewed from the front side of bottle.

Example and instructions:

1. Cut out all pieces
2. Glue the verse from pg. 3 to the neck of the perfume top.
3. Glue the tabs to the back of the bottle for the perfume top to go into.
4. Pull the top out to read the verse. It should be viewed from the front of the bottle.



“I tell you the truth, wherever this Gospel is preached throughout the world, what she has done will also be told, in memory of her.” Matthew 26:13

“I tell you the truth, wherever this Gospel is preached throughout the world, what she has done will also be told, in memory of her.” Matthew 26:13

“I tell you the truth, wherever this Gospel is preached throughout the world, what she has done will also be told, in memory of her.” Matthew 26:13

“I tell you the truth, wherever this Gospel is preached throughout the world, what she has done will also be told, in memory of her.” Matthew 26:13

“I tell you the truth, wherever this Gospel is preached throughout the world, what she has done will also be told, in memory of her.” Matthew 26:13

“I tell you the truth, wherever this Gospel is preached throughout the world, what she has done will also be told, in memory of her.” Matthew 26:13

“I tell you the truth, wherever this Gospel is preached throughout the world, what she has done will also be told, in memory of her.” Matthew 26:13


“I tell you the truth, wherever this Gospel is preached throughout the world, what she has done will also be told, in memory of her.” Matthew 26:13

“I tell you the truth, wherever this Gospel is preached throughout the world, what she has done will also be told, in memory of her.” Matthew 26:13

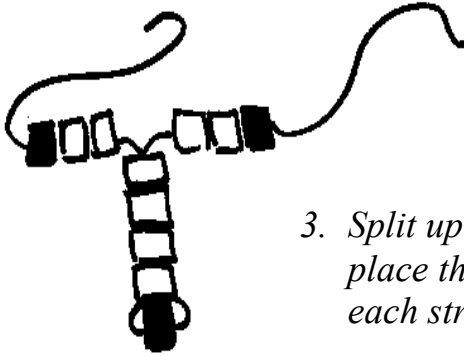
Take and Tell



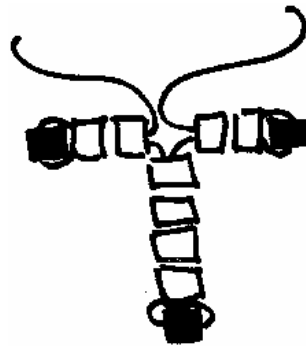
1. Fold plastic string in half, and place bead on bottom.



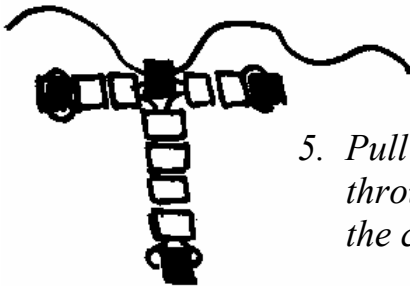
2. Place four beads on both strands.




3. Split up strings, and place three beads on each strand.



4. Loop strands back around through third bead, and draw back through the other two beads to the center.



5. Pull both the strands through one bead in the center.



6. String three more beads onto both strings, and tie on top, tying also at ends of strings.

Each student will need:

1. (10) light colored beads
2. (5) dark colored beads
3. (1) 18" plastic string (length is determined by size of beads)