

Materials I Need:

Key for symbols:

- This symbol represents ideas that can be used for two-year-olds through kindergarten. Please remember to slow way down for two-year-olds and keep the pace moving for five-year-olds.
- ② This symbol represents ideas that can be used for two- and three-year-olds.
- ④ This symbol represents ideas that are best used for four-year-olds through kindergarten.

Memory Verse:

Matthew 24:44: So you also must be ready, because the Son of Man will come back.

Hook:

- Teacher Tip:** It is important to remind the children each week that the Bible is God's Word and every story told from the Bible is true. Open your Bible to the book you are studying and keep it open on your lap during the Bible Adventure.
- Building Block Center:** Use large cardboard blocks to build a temple building. Who can knock it down with just one hit? Leave not one block in its place. "In today's Bible Adventure, Jesus tells His disciples that the beautiful temple in Jerusalem will be torn down, stone by stone."
- Clean Up Center:** Provide soft blocks, stuffed animals, balls, plastic brooms, rakes, shovels, etc. Have the children mess up one corner of the room by pouring out the blocks and scattering the animals. Using their plastic tools, sweep and rake the toys together and put them back in the bin. It is important that these same children stay to clean up the toys before anyone else can make a mess with them. "One of our jobs is to pick up our toys after we are done playing with them. In today's Bible Adventure, Jesus told His disciples to work while He was gone so that when He returned they would be ready to go to heaven with Him."
- Separation Activity:** Put four plastic spoons and six plastic forks into a box. Ask the children to sort the spoons into one pile and the forks into another. When they are done, help them count how many of each there are. Talk about which has more, the pile of forks or the pile of spoons. Count up how many forks and spoons there are all together as the children put them back into the box. "In today's Bible Adventure, Jesus separates His faithful people who have obeyed Him from the bad people who would not obey Him. Jesus will take the faithful, ready people to heaven with Him."
- Farm Center:** Bring to class a toy barn, toy farm equipment, and farm animals. Allow the children to play with all the toy farm pieces while talking about how hard a farmer has to work to keep his farm running. "Today's Bible Adventure tells of a master who owned a large farm with many servants and animals. What does a farmer have to do? Do you know any farmers?"
- Bible Story Center:** Provide several colorful books of popular Bible stories for the children to read. Allow the children to tell the leader what they think the story is about and who the characters might be. Read abbreviated stories to children who are interested. "In today's Bible Adventure, we can learn to be faithful to Jesus by reading Bible stories."
- Play Dough Cross Center:** Materials needed: Play dough and tarp for floor. Today the children will review how Jesus said he would die on the cross. What does a cross look like? It could be a pole or

it could be shaped like a tree. Ask the children to make a cross out of play dough. Jesus died on the cross for us, and now we must be ready for Jesus to come back again.

- Olive Tree Activity: (MAT12ECGF1 and MAT12ECGF7)** Materials needed: Glue sticks, the GF1 picture, cut out olives, and leaves from the GF7 picture. "In today's Bible Adventure, Jesus and His disciples are seated under the olive tree on the Mount of Olives. Give each child a few leaves and olives to glue on to their picture for today's lesson."
- Waiting and Ready:** Have a plate of cookies or a bag of candy sitting out throughout the morning. Keep telling the children that they have to wait until a certain time before you will be ready to pass them out. Tell them you don't yet know the exact time but that they should be ready at all times by obeying the class rules. This is to remind the children that we don't know when Jesus will come back for us, but He has told us to be ready all the time.
- Working with Right and Left Hands and Feet:** To the tune of "Johnny Works with One Hammer," sing the following words with the appropriate actions:
(Child's name) works his (her) right hand, right hand, right hand.
(Child's name) works his (her) right hand until his job is done.
Repeat with left hand, right foot, and left foot. Use other verbs such as waves, stomps, and pounds.
- Right/Left Stomp:** Stand with your back to the children. Ask them to copy your actions as you stomp, shake, move to one side, and make a circle with your left and right hands and feet. This is to help them know the difference between right and left. Jesus told the disciples that someday, He would put the people who loved and obeyed Him at His right hand, and the ones who would not obey at His left side.
- Hokey Pokey:** Do this action song to "get the wiggles out" and to assist the children in right-left understanding. Do the version from last week for review.
- Review Game:** Place several colored pictures from former lessons on the floor. Make a velcro tape line on the floor in front of them. Children will line up and take turns tossing a bean bag on a picture and telling what is happening in it.
- Magazine Activity:** Let the children cut or tear pictures of people out of magazines. Use these for the story review in the Look section.
- Getting Ready for the Job:** Seat the children in a semi-circle. In the middle of the circle, have items from a variety of professions: fireman's hat or boots, police officer's hat or badge, doctor's stethoscope, pastor's Bible and pulpit, contractor's hammer and tool belt, secretary's phone and pencils, etc. Everyone must be ready to do his or her work for the day. How do we ready ourselves to do what God desires for us? How do we prepare and share God with others? After this discussion review the Matthew 24:44, Memory Verse Song for this lesson.



Book:

Presentation Ideas -

- Color and show the **MAT12ECGF1, MAT12ECGF2, MAT12ECGF3, MAT12ECGF4, MAT12ECGF5,** and **MAT12ECGF6** pictures as you tell the Bible Adventure.
- Matthew Review Board:** Using the board, "Seeking God's Kingdom," review the first ten pictures and add the eleventh picture (**MAT11ECGF5**). Ask the children to watch and listen carefully to the story for the time when that picture is shown.

Bible Adventure for 2's & 3's-

(Show the **MAT12ECGF3** picture.) Jesus told His disciples that He would have to leave them for a while. When He came back, He would take His disciples up to meet Him in the air. They would live with Him in heaven forever. They were to wait patiently for His return. Jesus asked them to be faithful to Him while He was gone.

(Show the **MAT12ECGF4** picture.) Jesus told a story to show the disciples what it meant for them to be faithful and ready while they waited for Him to come back as king. Jesus told them about a man who owned a large house and farm. This master had many servants. He chose one servant to be in charge of the other servants while he was gone. The servant was faithful and worked hard. When his master

returned, he found that everything was going well for his family and house. He was pleased and put this servant in charge of all that he owned.

(Show the MAT12ECGF5 picture.) Jesus continued the story by telling of another servant who had been bad when he was left in charge. That servant was lazy and mean to the other servants. Instead of working hard along with the other servants, he would hang out with people who were lazy and wouldn't work. When the master of the house came home and saw what the lazy servant had been doing, the master sent him away to a bad place.

(Show the MAT12ECGF6 picture.) Jesus said, "When I come back to be king in Jerusalem, I will separate all the ready, faithful people who have obeyed Me from the lazy, selfish people who would not obey Me. The ones who love and obey Me will be put on My right side. *(Sweep arm on right side.)* The selfish ones who do not love and obey Me will be put on My left side. *(Sweep arm on opposite side.)* I will take the ones who faithfully obey Me to heaven with Me."

Jesus wants us to be like the faithful servant who obeyed his master and did what was right. Jesus wants us to obey our parents even when they are not watching us. If you want to be a faithful servant who is ready when Jesus comes back, then listen to Bible stories, love Jesus, and obey your parents.

Prayer: Dear God, thank You for Jesus who is coming back for us. Help me be a faithful servant who obeys You while I am waiting. In Jesus' name I pray, amen.

Bible Adventure for 4's, 5's & K-

(Show the MAT12ECGF1 picture.) When Jesus and His disciples left the temple, they walked across the Kidron Valley and up the hill called the Mount of Olives. They sat down under an olive tree and looked across the valley to the beautiful temple where the temple leaders had told Jesus, "You are not the Christ, the Son of the living God."

Jesus said to His disciples, "You love the beautiful temple, but it will all be torn down, stone by stone." The disciples were surprised to hear Jesus' words about the temple. They said to Him, "When will that happen? When will you come back to rule as king in Jerusalem?"

(Show the MAT12ECGF2 picture.) Jesus said to His disciples, "Many sad things will happen before I rule as king on a throne in Jerusalem. First, I will have to die on a cross, but after three days, I will come back to life.

"After I come back to life, I will go to heaven for awhile. I can't tell you how long I will be gone. While I am gone, the temple leaders will put you in jail, but don't give up hope. I promise you that I will come back for you, and I want you to be ready.

(Show the MAT12ECGF3 picture.) "When I return, you will go up to meet Me in the air, and I will take you to live with Me in heaven forever. Wait patiently for Me to come back for you. Don't get discouraged, even though many hard things will happen. Be faithful to Me while I am gone."

(Show the MAT12ECGF4 picture.) Jesus told a parable story to show the disciples what it meant for them to be faithful while they waited for Him to come back as king in Jerusalem. Jesus said, "There was a man who owned a large house and farm. This man was called the master of the house. The master had many servants who helped him gather the grain and vegetables during the harvest time so that his family would have food to eat and clothes to wear all year long.

"The master of the household was going out of town for a few months. He asked one of his servants to be in charge of the other servants while he was gone. The head servant was supposed to be faithful to the master and obey everything that the master told him to do to take care of his family.

"The head servant who was wise and faithful obeyed his master and worked hard—just as hard as if his master were watching. When his master returned, he found that everything was going well for his family. He was pleased, and he rewarded the wise and faithful servant by allowing him to continue being in charge of the household."

(Show the MAT12ECGF5 picture.) Jesus continued the parable story, "There was another servant who was a bad servant when his master put him in charge of his household. Instead of obeying his master by working hard while he was gone, he decided to disobey and do whatever he wanted. The bad servant was lazy and mean to the other servants. Instead of taking care of the servants, he beat on them. Instead of working hard along with the other servants, the bad servant would hang out with people who were lazy and wouldn't work."

Jesus said, "When the master came home and saw what the disobedient servant had been doing, he punished him. He sent him away to a bad place because he had been a bad servant."

(Show the MAT12ECGF6 picture.) Jesus said, "When I come back to sit on the throne in Jerusalem, I will separate all the faithful people who have obeyed Me from the bad, selfish people who would not obey Me. The ones who love and obey Me will be put on My right side, and the selfish ones who do not

love and obey me will be put on My left side. I will take the ones who faithfully obey Me to heaven with Me.”

Do you obey your parents even when they are not watching? Do you do what is right even when no one is looking? I want to be like the faithful servant who obeyed his master and did what was right. If you want to be a faithful servant who is ready when Jesus comes back, then listen to Bible stories, love Jesus, and obey your parents.

Prayer: Dear God, Your kingdom of heaven is the best place to be. Thank You for Jesus who took my punishment for sin. Thank You that He’s coming back for us. Help me be a faithful servant who obeys You while I’m waiting. In Jesus’ name I pray, amen.

Aim Questions

Aim Questions for 2’s & 3’s:

1. **Who is coming back to be king in Jerusalem?** (*Jesus.*)
2. **Where will Jesus take those who love and obey Him?** (*Heaven.*)
3. **What can we do to be ready for Jesus while we faithfully wait for Him to come back?** (*Obey our parents, forgive others, love Jesus, pray, listen to Bible stories, share, etc.*)

Aim Questions for 4’s & 5’s:

1. **Is Jesus coming back to rule as king in Jerusalem?** (*Yes.*)
2. **Who will live in Jesus’ kingdom of heaven?** (*Those who love Jesus and faithfully obey Jesus while waiting for Him to return.*)
4. **Who will be at Jesus’ right side, and who will be at Jesus’ left side when He comes back as king?** (*Those who faithfully obey Jesus will be at His right side and will live with Him in heaven. Those who won’t love and obey Jesus will be at His left side and will not go to heaven.*)



Look:

- Aim Questions:** Place the questions written on cards on your right side. Place a pile of blank cards on your left side. Review what Jesus said when He told the disciples, “The ones who love and obey Me will be put on My right side (motion to your right), and the selfish ones who do not love and obey Me will be put on My left side (motion to your left side).” Ask a child to come up and choose a question from one of the two piles. The children should catch on that only one pile (right) of cards has the questions written on it.
- Snack Suggestion:** Serve a variety of fruits and vegetables. Ask if they grow on trees or on the ground. “Who in today’s story would grow fruits and vegetables? (The master of the household, helped by the faithful servant.)”
- Snack Discussion: Readyng Ourselves:** Ask the children a list of the following questions and others you may think of. How do you get ready for church? How do you get ready to eat? How do you get ready to ride in the car? How do you get ready to play? How do you get ready for bed? Everyone needs to prepare for different activities in our life. The most important is to be prepared to meet Jesus in heaven. How do we prepare ourselves for this? Allow the children to answer by taking turns and discussing their preparedness.
- Snack Conversation:** Talk about special days we look forward to and plan for, such as Christmas, birthdays, etc. Let children tell their favorite day to look forward to and why. What is the special day that we have to look forward to that we learned about in the Bible today? Share cotton candy to represent the clouds that Jesus will come through when we meet Him in the air.
- Transition Idea:** Stop the class during their walk to another area and tell them to wait patiently. It only need last thirty seconds before the children move on to their destination. Comment on how well they stopped and patiently waited.
- Memory Verse Review:** Sing the memory verse along with the Matthew tape. Repeat a couple of times. Who is the Son of Man? (Another name for Jesus.)
- Roller Ball:** Sit in a circle on the floor with legs out in front of you. Roll the ball to a friend across the circle. The receiver gets to tell what he wants to be doing when Jesus returns (or he can say the memory verse with you).

“Be Faithful to Pray” Craft: (MAT12ECGF8) For younger children, copy the GF8 page on card stock (heavy paper) and give a circle with a cross and a circle with praying hands to each child. For older children, cut out one 4 1/2” diameter tag board circle per child. Trace their handprint on one side of the tag board circle. Trace (or draw) and brightly color inside the cross on the other side of the tag board circle. Punch a hole on each side of the circle and reinforce as necessary. Run a piece of 4 1/2” string through each hole and tie each in a knot. To use, twist the string between your thumbs and forefingers. Hold the strings taut to make the circle spin. The circle will turn rapidly, making the cross appear to be in the praying hands. We want to pray and serve while waiting for Jesus to come back

"Two Eyes to See" Finger Play: (*Can be sung to the tune "Mulberry Bush."*)

Two eyes that see good things to do, (Point to eyes.)
Two lips that smile the whole day through, (Point to lips.)
Two hands that put the toys away, (Open both hands.)
A tongue that says kind words each day, (Point to tongue.)
Two feet that run to help someone (Run in place.)
Make happy times for everyone. (Smile.)

"Mama Says" Game: Have the children stand in an open area facing you. Talk to the children about the fact that they should obey their parents. Explain that you will pretend to be the mama parent. You or the children choose an activity such as walking, hopping, clapping, wiggling, etc. When you say, "Mama says go," you and the children do the chosen activity. When you say, "Mama says stop," everyone must stop in place. Even if a child does not respond correctly, he remains in the game. Do several activities and call out other authority figures, like daddy and teacher.

Wait Patiently and Be Ready Activity: Seat the class in a circle and give a directive to one of the students. Ask him to stay seated until you finish telling him two things to do. After you are done giving instructions, he jumps up and does those two things. Some ideas might include: touch Marcy and jump two times, hop to the far wall and shake hands with Tyson, take the book on the table over to the piano and "fly" back to your spot in the circle, etc. Older children will be able to follow three directives. "We listen carefully, wait patiently for the instructions, and then obey the teacher. Jesus told His disciples to do the same. They were to wait patiently for Jesus to return. They were to obey what He had taught them."

Story Review: (MAT10ECGF9) Place a GF9 picture (found in lesson ten) of Jesus and the child on the wall (with thumbtacks). Call a child up and show him a picture (you or the children have torn from a magazine—see Hook section). Make up a situation (see the list below) of what the person might be doing (not necessarily shown in the picture), and then ask the child to decide whether this person deserves to be on Jesus' right side (obedient) or on His left side (disobedient). The teacher can tack the picture on that side of Jesus on the wall. Talk about how those on His right will live in heaven forever with Jesus.

The person in this picture might . . .
Read the Bible and pray every day.
Attend church on Sunday.
Take a meal to a sick friend.
Share a swing with a friend.
Be asked to pick up his toys but plays instead.
Help clean Grandpa and Grandma's yard.
Love Jesus with all his heart.
Obey the words in the Bible.
Obey Dad and Mom.
Disobey.
Be selfish and only think of herself.
Be lazy and won't work or help out at home.
Be mean and angry with friends.
Help Mom take care of her younger brother.

“Getting Ready” Action Song: (*tune: “Mulberry Bush”*)

This is the way we (*rise in the morning, wash our face, comb our hair, give thanks for food, eat our cereal, help with dishes, hang up our clothes, share a cookie, rake the yard, make the bed*)

Getting ready for Jesus.

- Working Faithfully:** Remind the children of the servant in our Bible Adventure who obeyed while his master was gone, and the servant who didn't obey and work hard. Give the children a task to do while you are out of the room. Ask a child to be in charge as the classroom helper. His job is to help the others to be faithful and obey. The task could be to prepare the snacks. Place 1/4 cup trail mix into individual paper sacks. Add a certain number of fish crackers, etc. When you come back, compliment those who worked while you were gone.
- Temple Treasures: (MAT12ECGF1)** Materials needed: Pebbles and small stones spray painted gold and silver and sequins, glue sticks, crayons, the GF1 picture copied on card stock paper. Give each child a few painted pebbles (or sequins) to glue on to their temple and crayons to finish the temple. Today the children learned that Jesus told them the beautiful temple that God had instructed to be built would be torn down. The temple leaders loved the temple more than they loved Jesus. God wants us to love Jesus more than anything.
- Be Ready Race Game:** Line children up in even lines of four in each line. Each child in the front must be ready to do whatever command the teacher announces. If the child isn't prepared, he or she must sit out a full turn until the children all take another turn. Activity ideas: Hopping on one foot eight times, tapping top of head eight times, running the length of the room, crawling on all fours the length of the room, walking backwards the length of the room, hopping on both feet the length of the room, sliding the length of the room. Adjust the duration and difficulty of the activity according to the ages of the children. When the activity is done, have all the children recite the Matthew 24:44 memory verse together.

Songs:

- Matthew 24:44, Memory Verse Song** (tune: "Baa, Baa, Black Sheep")
So you also must-be ready
Because the Son of Man will come back.
Matthew twenty-four, verse forty-four;
Matthew chapter twenty-four.
So you also must-be ready
Because the Son of Man will come back.
- I Have Decided**
I have decided to follow Jesus.
I have decided to follow Jesus.
I have decided to follow Jesus.
I will obey. I will obey.

Jesus told us He will come back.
Jesus told us He will come back.
Jesus told us He will come back.
I will obey. I will obey.



Took:


- "Waiting for Jesus' Return" Activity Page: (MAT12ECGF9)** Color the pictures and draw circles around the children who are faithfully waiting for Jesus return.
- "Obedient Until Jesus Returns" Calendar: (MAT12ECGF10 and MAT12ECGF11)** We don't know when Jesus will return but we can be busy obeying until He does. Place Bible stickers or use stamps (from the Christian bookstore) on the days on the calendar. Tape a GF11 picture of Jesus on a cotton ball, and attach it to a string with tape. Tape the other end to the edge of the page, making sure the string is long enough to reach the entire page. Move Jesus from day to day, talking about how we don't know when He will return but we must be ready by reading His word, praying, obeying, and helping.

- Object Review:** Show the children some dishes, clothes, a hanger, toothbrush, toys, books, Bible etc. Ask them how they could be faithful with this item until Jesus returns.



- How Do We Take Care of Things?** Seat children in a circle. Place items from the following list, and others you think of, in the middle of the circle: a baby doll, a plant, a goldfish in a bowl, a cat or a dog or both (stuffed toy or in a cage), a toy truck that is dirty, a torn pair of pants, a soiled shirt, etc. Ask the children how they would take care of these things. "In today's Bible Adventure, we learned how the obedient servant cared for the master's household as if it were his very own. We also learned how the disobedient servant treated his master with disrespect by being very lazy and mean. What is the lesson God hopes for us to learn here?"

- Work While You Wait Plate: (MAT12ECGF12 and MAT12ECGF9)** Materials Needed: 10" paper plates, GF12 circles cut out, pictures of toys, children, and clothing cut from catalogues or magazines (or pictures from the GF9 page), scraps of waste paper (gum wrappers or newspaper), glue sticks, paper fasteners (brads), strips of cardstock (2" x 1"), marker. Divide the center of the plate into four sections with the marking pen. Cut a point on the end of the cardstock strip and attach it to the center of the plate with the paper fastener. This becomes an arrow to point from picture to picture. Choose two or more pictures (one for each section) and a piece of scrap paper to glue onto the fourth section of the plate. Each section represents work the preschooler can do at home while he is patiently waiting for Jesus to come back. Toys=pick up toys. Clothing=put away clothes. Children=be kind to brothers and sisters. Scrap paper=throw away garbage. The border of the plate can be decorated with stickers or colored marking pens. "Jesus wanted His disciples to be ready and working when He returned. We can be ready by helping our moms and dads. Choose some pictures from the picture pile and glue them to your plate to show how you work at home."

- Preschool Page for Parents: (MAT12ECPPP)** Send a page home with each child, encouraging parents to reinforce the Bible truths at home. Spend a few minutes before the children go home creatively reviewing the song and memory verse.



Jesus told the disciples what would happen to them in the future.




Jesus came to die on a cross, come back to life, and then go to heaven.



Those who love and obey Jesus will go up to meet Him in the air.



The faithful servant worked hard taking care of his master's family.

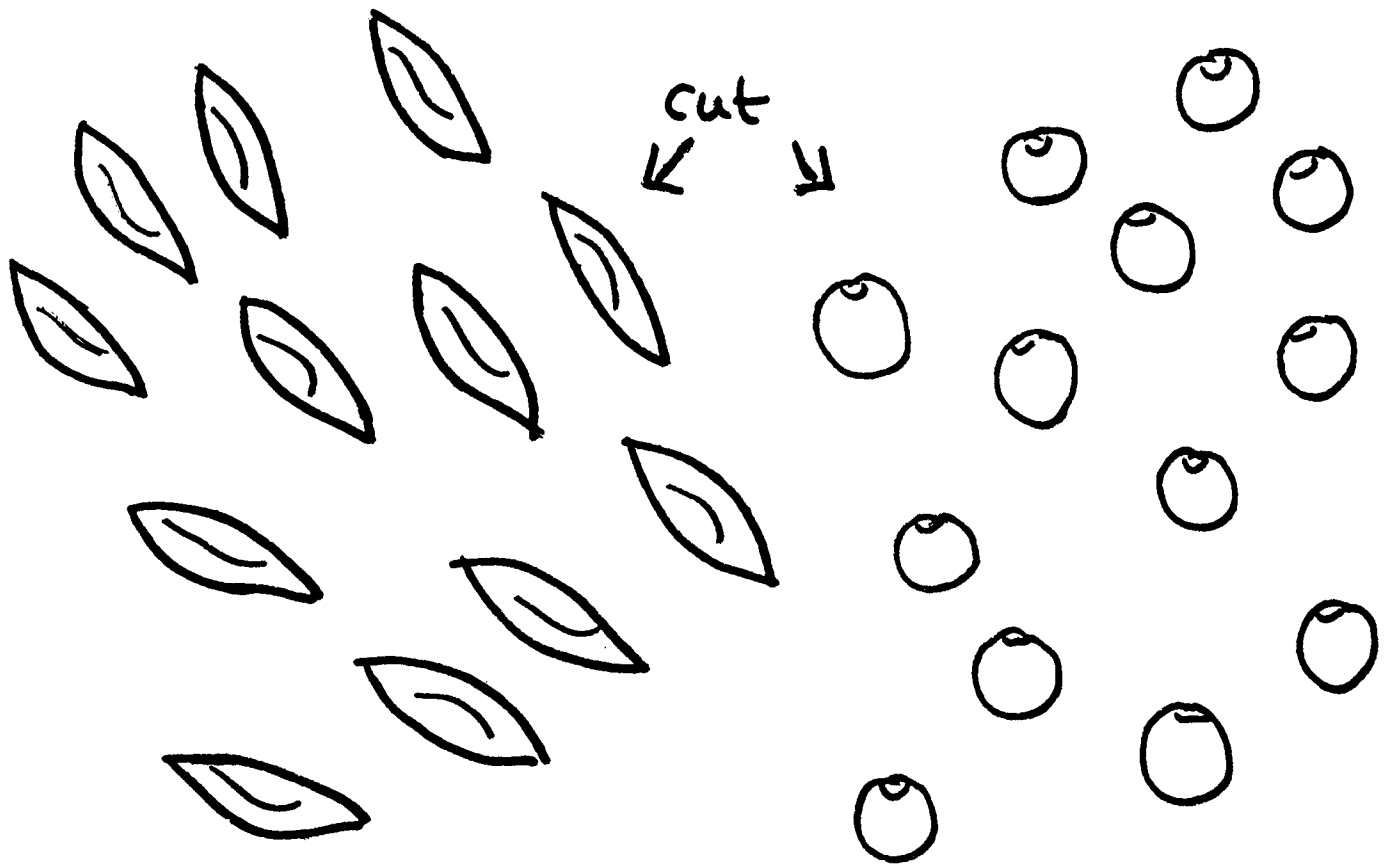
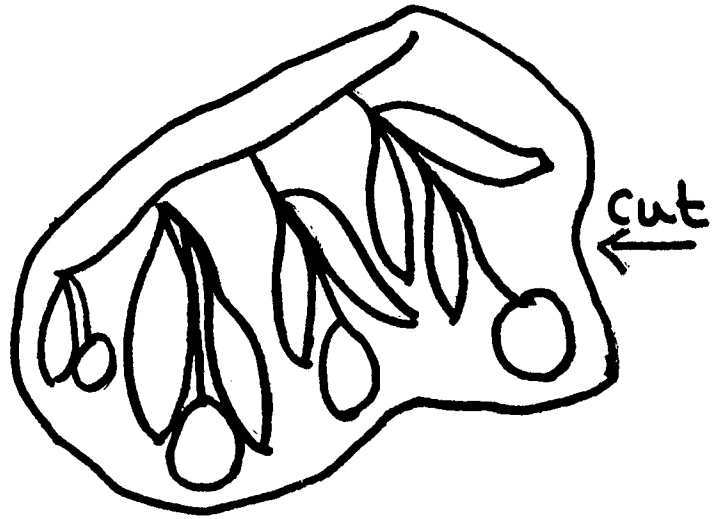



The unfaithful servant was mean to his fellow servants.


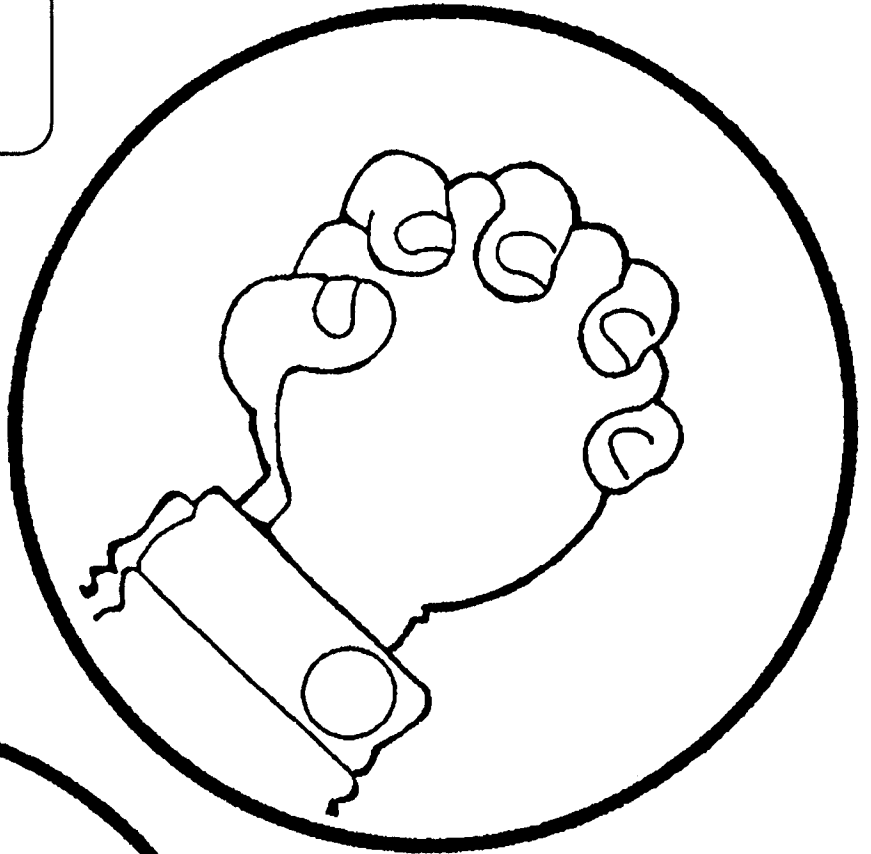



Jesus will come back and reward those who were faithful to obey.

Olives and Leaves








"Be Faithful to Pray" Craft



Waiting for Jesus' return

Color and circle the children who are faithfully waiting for Jesus.



"So you also must be ready, because the Son of Man will come back." Matthew 24:44



Obedient until Jesus returns

"So you also must be ready, because the Son of Man will come back" Matthew 24:44



SUNDAY

MONDAY

TUESDAY

WEDNESDAY

THURSDAY

FRIDAY


SATURDAY

| | | | | | | |
|--|--|--|--|--|--|--|
| | | | | | | |
| | | | | | | |
| | | | | | | |
| | | | | | | |
| | | | | | | |

Jesus picture for the "Obedient Until Jesus Returns" MAT12ECGF10 Calendar
Cut the pictures of Jesus apart and give one to each child. Tape a foot-long piece of string or yarn to this picture of Jesus on one end, and the other end of the string to the calendar. Move Jesus from day to day, remembering that Jesus can come back any day.



Work While You Wait Plate



**I will work and obey
while I wait for Jesus.**



**So you also must be ready,
because the Son of Man will come back.
Matthew 24:44**




This is what I learned today!

Jesus told His disciples to be ready for Him to return as the King in Jerusalem. He must die on a cross, but after three days would come back to life. He would go to heaven for a while, and the disciples were to wait patiently for Him to come back. Jesus told a story about a servant who was put in charge of his master's house while the master was gone. The servant worked hard to faithfully obey his master. When the master returned, he rewarded the faithful servant by putting him in charge of the household. Jesus said He will separate the ready, faithful people from the lazy, selfish people. He will take the ones who faithfully obey Him to live with Him in heaven.

Today's Memory Verse

**So you also must be ready,
because the Son of Man will come back.
Matthew 24:44**

**Get Ready!
Get set!
Go!**



Children at the youngest ages can learn to get ready, get set, and go at your command. Have fun playing this game that teaches a point.

Designate a starting line and turn-around point. (Ideally, this is outside, but a safe indoor hallway works fine.) When you say "Get ready," the child gets into a crouched position. When you say "Get set," he changes positions. When you say "Go," the child runs as fast as he can to the designated point and back. There is no winning or losing to this game; small children love it even without a reward. They will play it over and over if you cheer them on. Make sure they wait for your command. They will learn to wait until you give the word.

To tie it into the lesson, each time your child has a job to do this week, give him the "Get ready, Get set, Go" commands, crouching position and all. It will make working while we wait for Jesus to come back much more fun.

Matthew 18:4, Memory Verse Song
(tune: "Baa, Baa, Black Sheep")

So you also must-be ready
Because the Son of will will come back.
Matthew twenty-four, verse forty-four;
Matthew chapter twenty-four.
So you also must-be ready
Because the Son of will will come back.

* For tunes to songs, ask about the preschool tape.



Jesus will come back and reward those who were faithful to obey.