



Materials I Need:

Legend:



- = Option 1, Appropriate for 1st – 2nd Grade
 = Option 2, Appropriate for 3rd – 6th Grade

Memory Work:

“So you also must be ready, because the Son of Man will come at an hour when you do not expect Him.” Matthew 24:44

Suggested Thematic Tracks:

① Are You Ready?

- HOOK:** Be Prepared—Be Saved (*Gospel Presentation*)
Packing My Bags (*Activity/Discussion*)
Someone Special Is Coming—Be Ready (*Activity*)
Separate the Sheep from the Goats (*Game*)
Company Is Coming: An Activity on Being Prepared (*Activity*)
Faithful While You Wait (*Activity*)
Chocolate Chip Cookies...mmmm!! (*Discussion*)
- LOOK:** Keeping Oil in My Lamp (*Activity/Craft*)
Staying on Course (*Board Game*)
Who’s Who? (*Worksheet*)
Are You Ready? Bingo (*Game*)
- TOOK:** Standing Firm until the End (*Worksheet*)
Watch and Be Ready (*Game*)
Thief in the Night (*Game*)

② Are You Being Faithful?

- HOOK:** Use What God Has Given You (*Discussion*)
Investing for the Future (*Activity/Discussion*)
I Shall Return (*Skit*)
- LOOK:** Modern-Day Talents (*Discussion*)
No Excuse! (*Discussion*)
What Has God Given Us? (*Worksheet/Discussion*)
- TOOK:** Investing for His Kingdom (*Craft*)
Being Faithful with His Gifts (*Worksheet*)
Faithful and Fruitful (*Take-Home Craft Page*)

➤ **Complementary Activities**



Hook:



① **Be Prepared—Be Saved (*Gospel Presentation*).** Explain to the students that, in order to be ready to go when Jesus returns, we need to belong to Him. Tell the students that this morning the Bible Adventure will talk about His return and how we can invest in His kingdom now. This will only apply to those who belong to Him. Review with the students why we need a savior, how we can give our lives to Christ, and what we receive as a result. Once we have been saved, God desires that we live our lives worthy of this calling and serve Him in preparation for His return and in anticipation of His kingdom.

① **Packing My Bags (Activity/Discussion).** 🐜, 🦋 Talk with the students about leaving on a trip and the need to get ready to go. Depending on where they are going and how long they will be gone, they might need to start preparing long in advance. Explain to the students that if they wait until the last minute to prepare, they might forget something and then not be ready to go. Depending on where they are going they might need to pack differently. Bring in a suitcase, backpack, duffelbag, beach bag and a briefcase. Talk about packing items needed for a variety of trips and not forgetting to get airline or train tickets, or fill the car with gas! There are lots of things to do as they get ready to go. Have they stopped the newspaper delivery, made arrangements for pet care, set timers for the lights, etc.? This morning's Bible Adventure talks about being ready, too. For those who are ready, they will be going somewhere very special.

① **Someone Special Is Coming—Be Ready (Activity).** 🐜, 🦋 As the students arrive, be excited and tell them that they need to get ready for a special visitor who will be coming to the classroom. Set up an area in your classroom in preparation for this special guest. You may want to arrange the chairs differently, set a table with treats and decorations, as if for a party or decorate a special chair for your guest to sit in. Explain to the students that we don't know when this guest will arrive, only that he promised to come. Create an environment of anticipation throughout the morning, checking the door periodically to see if the guest is on his way. Have one of the other teachers come into your classroom inquiring about the guest's arrival and talking of his or her preparations. At some point during class, someone special arrives (perhaps a pastor, elder, missionary or special visitor from the community) unannounced and surprises the students. They might bring treats or arrive just in time for snack time. Talk about Jesus' promise to return to earth and establish His kingdom. Those who belong to Him spend their lives obediently preparing and serving, according to His plan.

① **Separate the Sheep from the Goats (Game).** 🐜, 🦋 copy **MAT12.GF1 Pgs. 1 & 2** onto cardstock. You could have the students color these as a Pre-HOOK activity and cut them apart for this game. Have them follow these directions for how the game is played:


1. Mix an equal number of sheep and goats together into two piles.
2. Place the piles at one end of the room and divide the class into two teams.
3. Players take turns running down to the piles and searching for the sheep.
4. Once they find a sheep they run back to the line.
5. The team that finishes first wins.

A variation of this game to play in a smaller group or with younger students would be to give each student a chance to sort the sheep and the goats. Time each and give a treat to the one who sorts in the least amount of time. This morning they will hear what the Bible says about sheep and goats and the significance of sorting them.

① **Company Is Coming: An Activity on Being Prepared (Activity).** 🐜, 🦋 Prepare the room ahead of time. Have some trash lying about, tic-tac-toe and junky things written on the whiteboard, chairs out of place, papers disorganized, and piles of books scattered on the floor. Tell the students that they are going to be having a guest visit. The guest has told you that he likes clean organized rooms and usually rewards the students in the classrooms who are neat and tidy. Tell the students that the guest should be showing up shortly. Watch how the students respond. Have the "guest" show up a few minutes later. If the students jumped up and cleaned, give them a reward. If they did not, show them a treat they could have received if the room had been ready. In today's lesson, they will learn how important it is to be prepared for Christ's return.

② **Use What God Has Given You (Discussion).** 🐜, 🦋 Use this time to discuss the different interests and abilities God has given each one of the students. Explain that God created us differently. We are each uniquely made with talents and abilities. We are brought into different situations (families, churches, schools, neighborhoods, jobs, etc.), and we are given opportunities to use the resources that God has provided for us to bring glory to Him and further His kingdom. For the older students, try to foster discussion on how they might like to see God use them as they grow to be an adult. This could be a good time to have a missionary visit, or invite a pastor or elder in to talk about how he or she is using the gifts and God-given talents and abilities to serve God. Talk with them about being a Bible School teacher and your service for His kingdom. Explain that Jesus will return to gather His sheep and judge those who are not in His flock. Today the students will learn what God expects

from us as we wait for Jesus' return.

 ① **Faithful While You Wait (Activity).** Begin the class with all of the students sitting at their tables. Have white paper, construction paper, glue, scissors, and markers or crayons in ample supply in the front of the classroom with you as you begin to present today's HOOK activity. Explain that for today's HOOK, the students are to make a card or write a letter to either a missionary or someone they know who needs encouragement this week. At that moment, interrupt yourself and say to the class, "Oh! I forgot something. I'll be back in a few minutes." Do not tell the students to wait for you to return and do not tell them to begin the project. Let them decide how to use these few minutes while you wait outside. They can choose to be faithful to the task while you are gone, or to put it off, waiting for whatever it was that you forgot. Do tell the other leaders your intention and request that they do not prompt the students toward the task, but simply nod affirmatively to those who ask to begin. When you return to the classroom after three minutes or so, observe how many students began the task which you intended. Use this situation to begin talking about how the Lord has given us even clearer directions as to what we should do while we wait for His return, explaining that we certainly need to be faithful to the tasks He has given us.

 ② **Investing for the Future (Activity/Discussion).** 🐜, 🦋 Ask the students the following questions:

1. What would you do if someone gave you \$1,000?


Discuss the different options we have when planning for the future. If you know someone in the banking or investment industry, you might ask him or her to visit your classroom and give a simplified overview on investing.


2. What are the kinds of things we might save the money for later?

3. What if we could use this money to create more money?

4. Would that be a good thing or not?

The options available would be to take the money and spend it, bury it in the yard, put it into a savings account in the bank, or invest it. Discuss the outcome in 25 years for each one of these scenarios. If you want to bring in some play money, you might be able to illustrate these options better, and it will keep the students' interest longer. Tell the students that this morning they will learn how God desires us to invest in the kingdom.

 ② **I Shall Return (Skit).** 🐜, 🦋 Act out a situation where the parent calls the children together and tells them that he is leaving for a time and will return to take them to the fair. The children are excited at the idea of going with their parent to the fair. The parent explains that while he is away they are to pick up their rooms and do their homework so they can go. If everything is in order when he returns they will go. If they have not done their chores or have not completed their homework, then they will not be able to go. The parent leaves and the children go to their rooms. One child begins immediately to work, but becomes distracted and gets sidetracked. This child starts listening to music, or sorts his or her baseball cards, or plays computer games. The other child works steadily, stays focused and completes his or her room quickly so that he or she can begin homework. The homework is completed shortly, and this child has time to do a couple of other things (maybe packing a lunch or getting a few things together to take). All of a sudden the parent returns unannounced and is ready to go to the fair. He or she sees that the one child has been obedient and is ready and waiting to go. The other child has procrastinated and been distracted and has not used his time wisely, and therefore is not ready to go. The parent explains what he or she had promised and takes the one child to the fair, while the other child has to sadly miss out on the fun. Tell the students that they will hear this morning how Jesus explains to His disciples about His return, and what they can be doing to be ready for that special day.

 ① **Chocolate Chip Cookies...mmm!! (Discussion).** 🐜, 🦋 Bring a few items to class that would be used in baking cookies. Tell the students that you want to bake chocolate chip cookies and show them what you brought. Ask them if they brought the rest: sugar, eggs, flour, chocolate chips, oven, etc. Discuss with the students why you cannot accomplish making the cookies. Discuss what it means to be prepared.



Book:

Presentation Ideas –

- Christ's Glorious Return (Illustration/Coloring Page).** 🍌, 🦋 Matthew 24:29-31, **MAT12.GF2.**
- Five Foolish Virgins (Illustration/Coloring Page).** 🍌, 🦋 Matthew 25:1-13, **MAT12.GF3.**
- The Slave Buries His Master's Money (Illustration/Coloring Page).** 🍌, 🦋 Matthew 25:18, **MAT12.GF4.**
- Christ Separates the Living From the Dead (Illustration/Coloring Page).** 🍌, 🦋 Matthew 25:31-46, **MAT12.GF5.**

Bible Adventure for 1st – 6th Grades -

The Jewish religious leaders had confronted Jesus and tried to trap and discredit Him with their clever questions. Jesus astonished and silenced them with His use of parables that exposed them for what they truly were—evil and prideful men. Jesus then traveled to the Mount of Olives to instruct His disciples about the second coming, when He would come back to earth to set up His kingdom that would never end.

The disciples were curious and asked Jesus when He would be returning and what the signs of His coming would be. Jesus told them that there will be numerous people who will claim to be the Christ and His prophets, but for them not to be fooled. Many events will take place before He will return. Wars, famines (a severe shortage of food) and earthquakes will occur all over the earth. Christians will face great suffering and persecution and many pretend Christians will give up their faith and say that they never did believe in Jesus in the first place. A powerful man, called the anti-Christ, will stand in the holy place and demand to be worshiped just as the Old Testament prophet, Daniel, had prophesied. Only after these events have begun will Jesus return. The day and hour of His return is unknown to everyone except God the Father. Jesus will return suddenly and at an unexpected time.

Jesus continued to teach His disciples in parables, warning them to be faithful and ready for His return. He used the example of a person who knew that a thief was planning to break into his house. This person would keep watch and be prepared to keep the thief from breaking in. With this same alertness and preparation, we are to be ready for Christ's return. We are also to be faithful to obey the Lord in the work He has given us while He is away. If a master leaves and puts his household in the charge of one of his slaves, which would be considered the faithful and sensible slave: the slave who abuses his authority and mistreats the other slaves while his master is gone, thinking that the master will not be returning for a while? Or the slave who obeys the master's wishes while he is gone? The evil slave who abuses his authority will be destroyed when he is suddenly caught by the master's return, whereas the faithful slave will be blessed. We are to be like the faithful slave, living a life that pleases Jesus and looking for His return.

The parable of ten virgins was told to further warn people to be ready for Christ's return. Ten virgins (young women) went out to meet the bridegroom. Each had a small clay lamp that burned oil so that they could walk with the bridegroom to the wedding ceremony while it was dark. The groom was delayed and all the virgins had fallen asleep. A loud shouting announcing the arrival of the bridegroom awoke them. Enough time had passed that their lamps needed to be refilled with oil but only five of the virgins had prepared ahead and brought extra oil. The foolish ones who had brought no oil asked the others for their extra, but they had none to spare. The wise virgins only had enough oil for themselves. In a panic, the foolish ones ran off to purchase more oil but, when they returned, the door to the wedding was shut. They called out, saying, "Sir! Sir! Open the door for us." But the bridegroom answered, "I tell you the truth I don't know you" (25:11,12). In the same way, when Christ the bridegroom returns for His bride, the church, we need to be ready by having repented of our sins and made Christ our Savior and King.

In addition to having Christ as our Savior and being known by Him, Jesus also requires that we be faithful and obedient to His commands. He illustrates this point in His parable of the talents. He told of a man about to go on a journey who gave all his possessions to his servants to care for and invest. "To one he gave five talents of money, to another two talents, and to another one talent, each according to his ability" (25:15). After a long time, the master returned to settle accounts with his servants. The servant who was

given five talents traded with them and earned five more. The master praised him, saying, "Well done, good and faithful servant! You have been faithful with a few things; I will put you in charge of many things. Come and share your master's happiness!" (15:21). In a similar fashion, the servant who was given two talents had earned two more and received the same praise from his master. The last servant with only one talent, however, approached his master with nothing but excuses because he had not worked to invest his master's money. Instead, he dug a hole and hid the talent. The master rewarded his faithful servants with more but cast the unfaithful one into the outer darkness. Christ will also settle accounts when He returns. All our actions will be exposed and made clear. Those who have lived a life pleasing to Christ will be rewarded, but those who have been wicked will be punished. Therefore, we must fear the Lord and obey Him.

Finally, Jesus told His disciples of the judgment that will occur when He returns and is seated on His glorious throne. All the nations will be gathered before Him and "He will separate the people one from another as a shepherd separates the sheep from the goats" (25:32b). To those on His right He will say, "Come, you who are blessed by My Father; take your inheritance, the kingdom prepared for you since the creation of the world" (25:34b). But to those on the left He will say, "Depart from Me, you who are cursed, into the eternal fire prepared for the devil and his angels" (25:41b). His coming kingdom requires that we are both ready for the King and faithful to the King when He returns. On what side of Christ do you now stand? Are you like the sheep on His right hand who will inherit the kingdom, or are you like the goats who are on His left hand who will be given eternal punishment? If Christ were to return today, would you be caught faithful to Him in obedience, or would you be caught unfaithful, pursuing your own selfish desires?

These teachings of Jesus give us a lot to think about! Let's be ready for the King's return by examining our hearts and repenting of sin. Don't be foolish and think that it will be a long time before Christ's return and let your heart drift away from the most important thing! Let's be faithful to the King like the slave who was left in charge of his master's household and obeyed his commands. Christ's return will be unexpected and sudden. Fear the Lord in obedience always, and be faithful as you love the Lord above all else.

Aim Questions

1. **What will be some of the signs of Christ's coming?** (*False Christs and false prophets will arise, wars, famines, earthquakes, tribulation, and persecution.*)
2. **When will Christ return?** (*Only God the Father knows; suddenly and unexpectedly, like a thief in the night.*)
3. **What was the slave (who had charge over his master's house) thinking when he abused the authority he was given?** (*He was thinking that his master would not be returning for a while.*)
4. **How were five of the ten virgins in Jesus' parable foolish and what was the consequence?** (*They did not bring an extra flask of oil for their lamps and consequently were unprepared to follow the bridegroom into the wedding feast.*)
5. **How can we be prepared for the return of Christ the King?** (*Examine our hearts, repent from sin, and receive Jesus as Lord and Savior.*)
6. **What does it mean to be faithful to our King Jesus?** (*We must fear the Lord and obey Him, making the most of every opportunity He gives us to do His kingdom work.*)
7. **Are you ready for Christ's return? Are you living faithfully for Him?**



Look:



② **Modern-Day Talents (Discussion).** 🐜, 🦋 In the parable of the talents we see the importance of being faithful to Jesus and His commands. Ask the students the following questions to start the discussion:


1. What are some modern-day talents or areas in our lives that we could use to be faithful to Jesus?
2. With what types of things does Jesus entrust us?
3. How can we invest what He has given us?

 ① **Keeping Oil in My Lamp (Activity/Craft).** 🐛, 🦋 Each student will need:

MAT12.GF6 Pg. 1 copied onto cardstock
copy of one item from **MAT12.GF6 Pg. 2-5**
copy of **MAT12.GF6 Pg. 6**
red tissue paper
glue
scissors

Have the students follow the directions to complete their crafts:


1. Cut out the parts to your lamp and paste them down on **MAT12.GF6 Pg. 1**, covering the lamp shown.
2. Add several tissue paper flames to the spout.
3. Look up the verses listed on **MAT12.GF6 Pg. 6** and pick several that you like.
4. Teacher: write the reference inside the container portion of their lamp, along with a word or two that describes what the verse means to them.


 ① **Staying on Course (Board Game).** 🐛, 🦋 Have **MAT12.GF7** copied onto cardstock for each table. Option: Teacher can choose to copy enough for the whole class so students can take home as well. Supplies needed: dice

Have the students follow these directions for how the game is played:


1. Take turns rolling the die.
2. Follow the directions in the square on which you land.
3. The first person to reach the end is the winner.

Discuss with the students that God wants us to be ready at all times: ready for Christ's return. Like a sailboat on a course to reach its goal, we need to be alert to what we are doing. If we fall asleep at the helm, the boat will drift off course and become lost.

 ① **Who's Who? (Worksheet).** 🐛, 🦋 Have the students use **MAT12.GF8 Pgs. 1 & 2** to write a poem. Using what the students learned from the sheep and goat parable in Matthew 25, have them fill in the blanks with the words that best represent the attitudes of either the sheep or the goat. The solid lines (_____) represent traits of the sheep. The dotted lines (_ _ _) represent those of the goat. Another sheet has also been provided for the student to create a final draft that can be taken home and hung up as a reminder of the attitudes that he or she wants to hold in order to receive blessing from God. The sheep!

 ① **Are You Ready? Bingo (Game).** 🦋 Copy **MAT12.GF9 Pgs. 1-10** onto cardstock. This activity is to help the students think about areas in their lives that they can be working on as they live day by day waiting for Christ's return. Before you pass the cards out, have the students list some ideas that they can do to be ready. Then pass the cards out so that everyone has a different pattern on their cards. Cut up one sheet of cards and place them in a bowl. Draw one card out at a time and read one of the things we can do to be ready. The first person with three in a row is the winner and gets to be the person who draws the cards for the next game.

🐛 Copy **MAT12.GF10 Pgs. 1-10** onto cardstock. Call out the symbol in each square before you read each idea.

 ② **No Excuse! (Discussion).** 🦋 Review the parable of the talents with the students. Explain to the students that the man who buried the single talent entrusted to him gave excuses to his master instead of the profits that were expected of him. He was given responsibility but returned only excuses. Sometimes we get by with good excuses in this world and in our relationships. But in the parable, Jesus portrays a different consequence. What was the result of this man's excuses? After this life is over, excuses will get us nowhere. We have been given responsibilities in Christ; do you have faithfulness or excuses for the King? Ask the students the following questions:

1. What responsibilities are often given to children your age?
2. What would these jobs look like if they were completed faithfully?
3. When children fall short of these expectations, what sort of excuses might they give?


Ask these same questions, referring to adult responsibilities.

- ② **What Has God Given Us? (Worksheet/Discussion)**. 🍌, 🦋 Have the students work on **MAT12.GF11**. Discuss with them how to look at God's Word to see what He gives us. Explain to the students that He wants us to use these gifts to glorify Him and build His kingdom. Someday He will return to claim and rule His kingdom and He will see how we have used these gifts to accomplish His plans.
 - **Aim Questions (Worksheet)**. 🍌, 🦋 Have the students answer the Aim Questions about today's Bible Adventure, **MAT12.GF12**.
 - **Passage Review Questions (Worksheet)**. 🍌, 🦋 This booklet contains many questions from the Scripture passage covered in today's lesson. Students may work on them in class and complete them during the week at home, **MAT12.GF13**.
 - **Matthew 24:44 (Memory Verse Song)**. 🍌 Words and music for today's memory verse are available upon request from Children's Ministry.
-



Took:

- ① **Standing Firm Until the End (Worksheet)**. 🍌, 🦋 Matthew 24:10-14 talks about standing firm in our faith as persecution comes. Have the students read Ephesians 6:10-20 and write the correct words inside the appropriate piece of armor worn by the warrior (**MAT12.GF14**). Talk with the students about how this armor can help us during difficult times of persecution.
- ① **Watch and Be Ready (Game)**. 🍌, 🦋 Items needed:
 - MAT12.GF15 Pgs. 1-5** copied onto cardstock
 - MAT12.GF15 Pg. 6** duplex-copied to Pgs. 1-5
 - popsicle sticks to make cross or spoons, crayons or any other item you choose
 1. Review with the students what was learned this morning about being ready for the return of Christ.
 2. Read each of the cards in the game on **MAT12.GF15 Pgs. 1 & 2** and discuss how these words relate to what was presented this morning.
 3. Cut apart the cards from **MAT12.GF15 Pgs. 1 & 2** and shuffle them well.
 4. Play this game with a small group.
 5. Sit in a circle or around a table to play.
 6. You will decide on an item for each player to reach for when they are ready.
 7. You will need to provide one less item than the number of players who are playing each round of the game. Suggested items might be spoons, crayons, candies, etc. Consider gluing two popsicle sticks together to form a cross to symbolize the waiting for Christ.
 8. You only provide one type of item. For instance, if five people are playing and you decide to use the crosses, you will need to provide four crosses. Once a player is out, you will use one less cross for the next round.
 9. Deal four cards to each player and place the remaining cards in a stack to the right of the dealer.
 10. The object of the game is to match all four cards in your hand and take one of the items in the center (crosses, spoons, etc.).
 11. The dealer picks the top card from the deck and then discards to his left.
 12. The player to the left of the dealer then picks that card up and discards a card to his left. Play continues as such until someone collects four of the same cards, at which time he or she carefully remove an item from the center.
 13. All players must **BE ALERT AND WATCHING**. As soon as someone removes an item from the center, all players try to take the remaining objects.
 14. The player who comes up short is out for the continuation of play. The game continues until there is only one player left.

 ① **Thief in the Night (Game).** 🦊 Play a version of Duck Duck Goose with your eyes closed. The player who is “it” moves around the circle saying “Be Ready,” “Be Ready,” “Be Ready” ... “HE’S HERE!” at which time he or she taps a student on the shoulder and runs around the circle being chased by the player tagged from the circle. Once the player says, “He’s Here!” all players open their eyes so that they can watch the game of tag take place.

 ② **Investing for His Kingdom (Craft).** 🦊, 🦋 Each student will need:

MAT12.GF16 Pgs. 1 & 2
sheet of construction paper
crayons or markers

Have the students follow the directions below to complete their crafts:

1. Cut out the “Kingdom Currency” **MAT12.GF16 Pg. 2** and paste it on the page surrounding the kingdom of heaven **MAT12.GF16 Pg. 1**.
2. Write specific talents, abilities, or character qualities on the coins and paste these along with the currency around the castle.
3. Color and decorate the page as desired and mount it to a larger sheet of construction paper.
4. If you want a 3-D effect, add flags to the castle using toothpicks and pieces of felt or construction paper.

Ask the students: Are we using what God gives us to further His kingdom? We are not investing money but our time and obedience to His plan.

 ② **Being Faithful with His Gifts (Worksheet).** 🦊, 🦋 Have the students use **MAT12.GF17**.

Teachers may reference the words used on **MAT12.GF15 Pgs. 1-5** to spark discussion. Talk with the students and determine specific ways this next week that they can apply these gifts to further God’s kingdom. Write some specific ways to apply these gifts inside the gift boxes on their pages.

Challenge them to post this in their bedrooms or on their bathroom mirrors to spur them on to faithfulness. If our Master returned tomorrow, what would He catch us doing, and would He say, “Well done good and faithful servant”?

 ② **Faithful and Fruitful (Take-Home Craft Page).** 🦊, 🦋 Each student will need:


MAT12.GF18 Pgs. 1 & 2 copied onto cardstock
scissors
(7) 6-inch pieces of yarn













1. Have the students color and cut out the fruit on page 2. Have them attach the yarn and hang them on the tree.
2. At the end of each day (seven pieces of fruit), their parents can help them decide the one thing they did to be faithful for God that day and help them hang it on the tree.

Most of the students’ time this coming week will be spent at school. Discuss with them:


- Were there opportunities to invest in the kingdom?
- What about outside of school?
- Did you serve the Lord gladly each day or have bad attitudes?
- Were you kind to your siblings?
- Did you obey Mom and Dad?
- Did you follow the instructions of those in authority over you (teachers, etc.)?

Explain to the students that everything we do should honor God. He desires that we should be faithful to Him and therefore fruitful for His kingdom.






Christ's Glorious Return



Five Foolish Virgins



The Slave Buries His Master's Money



Christ Separates the Living From the Dead







Keeping Oil in My Lamp



Lamps









Lamp Lids



Lamp Handles



Lamp Bases

Scripture Verses for Reference

Look up these Scripture references which talk about walking close with God, anticipating His return, and going about His business while we wait. Choose several favorites and write the verse and a word or two which describe what it means to you inside the container portion of your lamp. God calls us to be prudent and keep our lamps full. He wants us to repent from our sin and be prepared for the coming kingdom.

Psalm 16:2-8	2 Corinthians 4:17-18	Psalm 31:23
John 15:4	Hebrews 6:11-12	Proverbs 28:20
2 Corinthians 13:14	1 Peter 1:3-4	Matthew 10:22
Galatians 4:6	Colossians 1:5	Luke 12:42-43



STAYING ON COURSE



God wants us to be ready at all times, ready for Christ's return. Similar to a sailboat on a course to reach its goal, we need to be alert to what we are doing. If we fall asleep at the helm or let our hearts drift away from Jesus, like the boat, we will drift off course and become lost.

Take turns rolling the die. Follow the directions in the square you land on and talk about how you could be like the sailboat. The first person to reach the finish line is the winner.

1 **TOOK YOUR EYES OFF FINISH LINE DRIFTED OFF COURSE**
GO BACK TO START

2 **STAYING ALERT PICKED UP WIND**
GO AHEAD 3

3 **BLUE SKIES AHEAD!!**

4 **FELL ASLEEP AT THE HELM**
MISS ONE TURN

5 **DIDN'T READ MAP**
GO BACK 4

6 **YOU ARE PREPARED WITH YOUR SAFETY VEST ROLL AGAIN**

7 **CONTINUE TO READ SAFETY MANUAL**
GO AHEAD 2

8 **BAD WEATHER AHEAD NO SAFETY GEAR**
GO BACK 3

9 **FINISH LINE**

10

11

Who's Who?!

Directions: Using what you learned from the sheep and goat parable in Matthew 25, fill in the following blanks with the words that best represent the attitude of the sheep or the goat. The solid lines (_____) represent traits of the sheep. The dotted lines (____) represent those of the goat. Another sheet has also been provided for you to create a final draft that can be taken home and hung up as a reminder of the attitudes that you want to hold in order to receive blessing from God. The sheep !!

SHEEP

_____, chosen

_____, _____, receiving

faithful - servant / constant - wanderers

_____, _____, _____
self-seeking

_____, _____
cursed

WORD BANK

groaning
blessed
goats

obedient
loving
sinners

submitting
rebellious
punished

fighting
caring

Who's Who?!

Who's Who?!



ARE YOU READY? BINGO

Jesus taught the disciples that they should be ready for His return. How are we to be ready for Christ's return? Listen while your teacher draws a card with some ideas of some things you can do to be ready. If you find it on your paper, cover it up. The first person with three in a row is the winner and gets to be the person who draws for the next game.

Read your Bible	Go to church and learn about God from your pastors and teachers	Pray
Memorize Scripture	Be obedient to God	Become a Christian
Live by faith	Show the fruits of the Spirit in your life	Believe in the promises of God

ARE YOU READY? BINGO

Jesus taught the disciples that they should be ready for His return. How are we to be ready for Christ's return? Listen while your teacher draws a card with some ideas of some things you can do to be ready. If you find it on your paper, cover it up. The first person with three in a row is the winner and gets to be the person who draws for the next game.

Pray	Go to church and learn about God from your pastors and teachers	Read your Bible
Become a Christian	Be obedient to God	Memorize Scripture
Live by faith	Show the fruits of the Spirit in your life	Believe in the promises of God

ARE YOU READY? BINGO

Jesus taught the disciples that they should be ready for His return. How are we to be ready for Christ's return? Listen while your teacher draws a card with some ideas of some things you can do to be ready. If you find it on your paper, cover it up. The first person with three in a row is the winner and gets to be the person who draws for the next game.

Read your Bible	Be obedient to God	Pray
Memorize Scripture	Go to church and learn about God from your pastors and teachers	Become a Christian
Show the fruits of the Spirit in your life	Live by faith	Believe in the promises of God

ARE YOU READY? BINGO

Jesus taught the disciples that they should be ready for His return. How are we to be ready for Christ's return? Listen while your teacher draws a card with some ideas of some things you can do to be ready. If you find it on your paper, cover it up. The first person with three in a row is the winner and gets to be the person who draws for the next game.

Go to church and learn about God from your pastors and teachers	Read your Bible	Pray
Memorize Scripture	Be obedient to God	Live by faith
Become a Christian	Show the fruits of the Spirit in your life	Believe in the promises of God

ARE YOU READY? BINGO

Jesus taught the disciples that they should be ready for His return. How are we to be ready for Christ's return? Listen while your teacher draws a card with some ideas of some things you can do to be ready. If you find it on your paper, cover it up. The first person with three in a row is the winner and gets to be the person who draws for the next game.

Read your Bible	Believe in the promises of God	Pray
Be obedient to God	Memorize Scripture	Become a Christian
Live by faith	Show the fruits of the Spirit in your life	Go to church and learn about God from your pastors and teachers

ARE YOU READY? BINGO

Jesus taught the disciples that they should be ready for His return. How are we to be ready for Christ's return? Listen while your teacher draws a card with some ideas of some things you can do to be ready. If you find it on your paper, cover it up. The first person with three in a row is the winner and gets to be the person who draws for the next game.

Read your Bible	Go to church and learn about God from your pastors and teachers	Become a Christian
Believe in the promises of God	Be obedient to God	Pray
Live by faith	Show the fruits of the Spirit in your life	Memorize Scripture

ARE YOU READY? BINGO

Jesus taught the disciples that they should be ready for His return. How are we to be ready for Christ's return? Listen while your teacher draws a card with some ideas of some things you can do to be ready. If you find it on your paper, cover it up. The first person with three in a row is the winner and gets to be the person who draws for the next game.

Believe in
the
promises
of God

Go to church
and learn about
God from your
pastors and
teachers

Pray

Memorize
Scripture

Show the
fruits of the
Spirit
in your life

Become
a Christian

Live
by
faith

Be
obedient
to
God

Read
your
Bible

ARE YOU READY? BINGO

Jesus taught the disciples that they should be ready for His return. How are we to be ready for Christ's return? Listen while your teacher draws a card with some ideas of some things you can do to be ready. If you find it on your paper, cover it up. The first person with three in a row is the winner and gets to be the person who draws for the next game.

Read your Bible	Show the fruits of the Spirit in your life	Pray
Become a Christian	Be obedient to God	Memorize Scripture
Live by faith	Go to church and learn about God from your pastors and teachers	Believe in the promises of God

ARE YOU READY? BINGO

Jesus taught the disciples that they should be ready for His return. How are we to be ready for Christ's return? Listen while your teacher draws a card with some ideas of some things you can do to be ready. If you find it on your paper, cover it up. The first person with three in a row is the winner and gets to be the person who draws for the next game.

Go to church and learn about God from your pastors and teachers	Pray	Read your Bible
Memorize Scripture	Be obedient to God	Believe in the promises of God
Become a Christian	Show the fruits of the Spirit in your life	Live by faith

ARE YOU READY? BINGO

Jesus taught the disciples that they should be ready for His return. How are we to be ready for Christ's return? Listen while your teacher draws a card with some ideas of some things you can do to be ready. If you find it on your paper, cover it up. The first person with three in a row is the winner and gets to be the person who draws for the next game.

Believe in
the
promises
of God

Show the
fruits of the
Spirit
in your life

Live
by
faith

Become
a Christian

Be
obedient
to
God

Memorize
Scripture


Pray

Go to church
and learn about
God from your
pastors and
teachers

Read
your
Bible

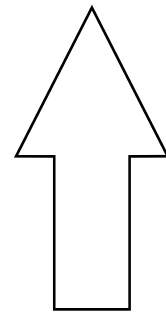

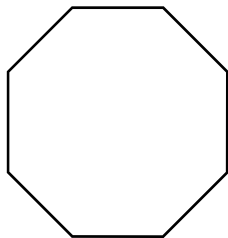
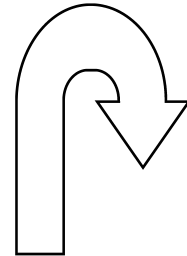
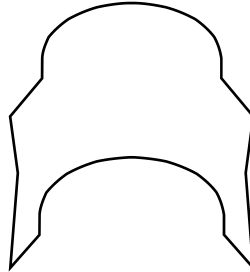
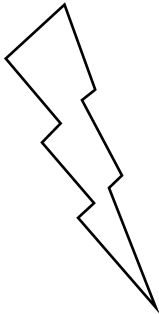


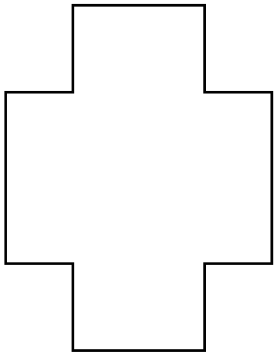
ARE YOU READY? BINGO

Jesus taught the disciples that they should be ready for His return. How are we to be ready for Christ's return? Listen while your teacher draws a card with some ideas of some things you can do to be ready. If you find it on your paper, cover it up. The first person with three in a row is the winner and gets to be the person who draws for the next game.




ARE YOU READY? BINGO

Jesus taught the disciples that they should be ready for His return. How are we to be ready for Christ's return? Listen while your teacher draws a card with some ideas of some things you can do to be ready. If you find it on your paper, cover it up. The first person with three in a row is the winner and gets to be the person who draws for the next game.




ARE YOU READY? BINGO

Jesus taught the disciples that they should be ready for His return. How are we to be ready for Christ's return? Listen while your teacher draws a card with some ideas of some things you can do to be ready. If you find it on your paper, cover it up. The first person with three in a row is the winner and gets to be the person who draws for the next game.




ARE YOU READY? BINGO

Jesus taught the disciples that they should be ready for His return. How are we to be ready for Christ's return? Listen while your teacher draws a card with some ideas of some things you can do to be ready. If you find it on your paper, cover it up. The first person with three in a row is the winner and gets to be the person who draws for the next game.




ARE YOU READY? BINGO

Jesus taught the disciples that they should be ready for His return. How are we to be ready for Christ's return? Listen while your teacher draws a card with some ideas of some things you can do to be ready. If you find it on your paper, cover it up. The first person with three in a row is the winner and gets to be the person who draws for the next game.




ARE YOU READY? BINGO

Jesus taught the disciples that they should be ready for His return. How are we to be ready for Christ's return? Listen while your teacher draws a card with some ideas of some things you can do to be ready. If you find it on your paper, cover it up. The first person with three in a row is the winner and gets to be the person who draws for the next game.




ARE YOU READY? BINGO

Jesus taught the disciples that they should be ready for His return. How are we to be ready for Christ's return? Listen while your teacher draws a card with some ideas of some things you can do to be ready. If you find it on your paper, cover it up. The first person with three in a row is the winner and gets to be the person who draws for the next game.




ARE YOU READY? BINGO

Jesus taught the disciples that they should be ready for His return. How are we to be ready for Christ's return? Listen while your teacher draws a card with some ideas of some things you can do to be ready. If you find it on your paper, cover it up. The first person with three in a row is the winner and gets to be the person who draws for the next game.





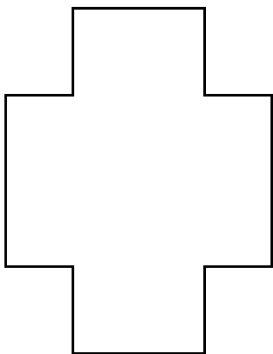

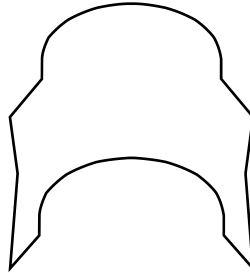
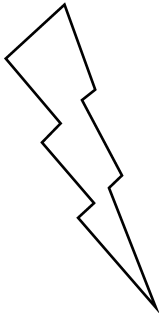
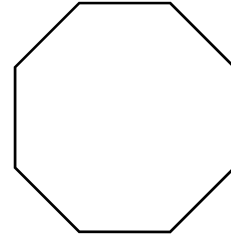

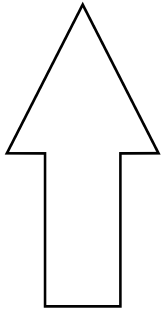
ARE YOU READY? BINGO

Jesus taught the disciples that they should be ready for His return. How are we to be ready for Christ's return? Listen while your teacher draws a card with some ideas of some things you can do to be ready. If you find it on your paper, cover it up. The first person with three in a row is the winner and gets to be the person who draws for the next game.



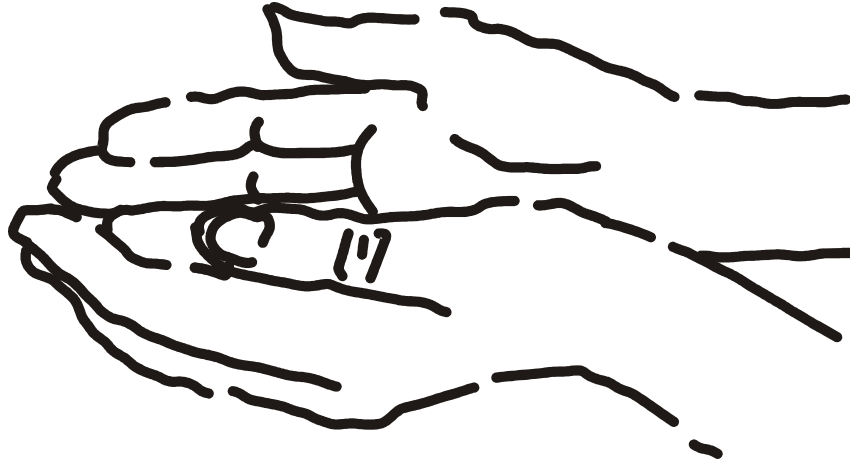
ARE YOU READY? BINGO

Jesus taught the disciples that they should be ready for His return. How are we to be ready for Christ's return? Listen while your teacher draws a card with some ideas of some things you can do to be ready. If you find it on your paper, cover it up. The first person with three in a row is the winner and gets to be the person who draws for the next game.



Use What God Gives You to Further His Kingdom

Look up the Scripture verses listed to the left and match them with the proper word from the list on the right. Draw a line connecting the two.
Cross off the remaining words which don't belong.



John 14:16-17

Colossians 1:11

Ephesians 2:8

Galatians 5:22

Romans 5:17

James 1:5

2 Samuel 22:33

Ezekiel 33:11

Zephaniah 2:3

James 1:12

Faith

Many Friends

Wisdom

Whatever I Want

Strength

A Long Life

Humility

Love

Righteousness

The Holy Spirit

Lots of Money

Passion for the Lost

Perseverance

A Large House

Patience

Good Grades in School

Aim Questions

Answer the following questions about today's Bible Adventure.

1. What will be some of the signs of Christ's coming?
2. When will Christ return?
3. What was the slave (who had charge over his master's house) thinking when he abused the authority he was given?
4. How were five of the ten virgins in Jesus' parable foolish and what was the consequence?
5. How can we be prepared for the return of Christ the King?
6. What does it mean to be faithful to our King Jesus?
7. Are you ready for Christ's return? Are you living faithfully for Him?

Remember the closeness and suddenness of Christ's return, fearing the Lord in obedience always, and being faithful as we love the Lord above all else.



"So you also must be ready, because the Son of Man will come at an hour when you do not expect Him."

Matthew 24:44

Passage Review Questions

Matthew 24-25

What did the disciples want to know from Jesus? (24:1-3)

What was Jesus' warning to the disciples? (24:4-5)

What kinds of things can we expect before Christ comes back?
(24:6-12)

What happens to those who persevere? (24:13-14)

What is going to happen that has never happened before on
earth? (24:21)

About whom does Christ warn the disciples? (24:23-26)

What will happen after the tribulation? (24:29-31)

When is Jesus coming back? (24:42)

Since we do not know, what should be the response of believers as well as unbelievers? (24:42-44)

What kind of person is blessed and not cursed? (24:45-51)

What did the foolish virgins forget to bring? (25:1-3)

What happened to these foolish virgins in the end? (25:9-10)

What was the bridegroom's response to the virgins when they pleaded to be allowed in? (25:11-12)

What is Christ's warning to us about obeying consistently instead of waiting until the last minute? (25:13)

To whom did the man give his talents? (25:14-15)

What did each of the slaves do with the money? (25:16-18)


How did the master respond to each of the slaves when he returned? (25:19-30)

What will happen to believers when the King comes back for them? (25:34-40)

What will the King say to unbelievers when He comes back? (25:41-46)

Standing Firm Until the End

Read Ephesians 6:10-20 and write the correct words inside the appropriate piece of armor worn by the warrior. If a piece of armor is not shown here, draw it in yourself to complete the illustration. Talk about how this armor can help us during difficult times of persecution.



Eternal
Life

Eternal
Life

Eternal
Life

Eternal
Life

Glory

Glory

Glory

Glory

Judgment

Judgment

Judgment

Judgment

Repent

Repent

Repent

Repent

Joy

Joy

Joy

Joy

Throne

Throne

Throne

Throne

Parable

Parable

Parable

Parable

Return

Return

Return

Return

Christ

Christ

Christ

Christ

Word

Word

Word

Word

Obey

Obey

Obey

Obey

Sheep

Sheep

Sheep

Sheep

Matthew

Matthew

Matthew

Matthew

King

King

King

King

Kingdom

Kingdom

Kingdom

Kingdom

Cross

Cross

Cross

Cross

Worship

Worship

Worship

Worship

Ready

Ready

Ready

Ready

Lamp

Lamp

Lamp

Lamp

Oil

Oil

Oil

Oil

Watch
and
Be Ready

Watch
and
Be Ready

Watch
and
Be Ready

Watch
and
Be Ready

Watch
and
Be Ready

Watch
and
Be Ready

Watch
and
Be Ready

Watch
and
Be Ready

Watch
and
Be Ready

Watch
and
Be Ready

Watch
and
Be Ready

Watch
and
Be Ready

Watch
and
Be Ready

Watch
and
Be Ready

Watch
and
Be Ready

Watch
and
Be Ready

Investing for His Kingdom







Kingdom Currency


Cut out the currency and coins and paste them as desired around the picture of the Kingdom Castle. Color and decorate with markers, crayons, glitter, etc. Add flags to the castle for a 3-dimensional effect using toothpicks and colored paper. Write specific talents, abilities, or character qualities on the coins and paste these along with the currency around the castle.



Being Faithful with His Gifts



Faithful and Fruitful



Faithful and Fruitful

How were you fruitful for His kingdom this week? Color these pieces of fruit and cut them out. Use a small piece of tape and attach a piece of yarn to each. At the end of each day, decide what one thing you did that day which produced fruit for the kingdom. Did you have a good attitude? Did you obey your parents? Were you responsible to complete your chores and homework? Were you kind to your siblings? All that we do should be honoring to God. If we are faithful to produce fruit, He is

