

**Materials I Need:****Key for symbols:**

- This symbol represents ideas that can be used for two-year-olds through kindergarten. Please remember to slow way down for two-year-olds and keep the pace moving for five-year-olds.
- ② This symbol represents ideas that can be used for two- and three-year-olds.
- ④ This symbol represents ideas that are best used for four-year-olds through kindergarten.

**Memory Verse:**

**Matthew 18:4: Therefore, whoever humbles himself like this child is the greatest in the kingdom of heaven.**

## Hook:

- Teacher Tip:** Give each child a smile, hug, handshake, or high five as they enter your classroom. Greet each child at eye level, if possible, and use his name. Have your classroom ready so your attention can be at the door to welcome the children. The first positive impression a child may have of the day is your reaction to him as he enters the room.
- Humbleness in the Local Cafe:** Provide the children with a kitchen center, lots of toy dishes, and real or play food. Invite children to sit at a table while one or two other children take their orders for food. Encourage a child to be the cook and work with the waiters to serve the people sitting at the table. Jesus told His disciples that to be humble, they must learn to serve each other with thankful hearts.
- Memory Verse Puzzle: (MAT11ECGF7)** Let the children color the puzzle picture while reciting the verse together and reviewing last week's lesson. Older children can cut the squares apart and then put the picture back together. Put the pieces in an envelope with the child's name on it.
- Palm Leaves: (MAT11ECGF8)** Copy the leaf pattern on green paper and cut or tear them out. Give each child a leaf to wave during the march given in the Look section.
- Put Jesus on the Donkey: (MAT11ECGF9 and MAT11ECGF10)** "In today's Bible Adventure, Jesus rides on a donkey into Jerusalem." Place a GF9 picture or an outline of a donkey on the wall at the children's level. Cut out and give each child a GF10 picture of Jesus. Write his name on it, put a piece of tape at the top, and blindfold the child. Have him walk to the wall and, with or without touching anything on the wall, ask him to try to tape his Jesus on the back of the donkey.
- Lamb Buying: (MAT11ECGF6)** After children color their GF6 pictures of lambs and money, set up a corner of the room where they can come and buy lambs from a teacher. The teacher will charge them all the money they have so they can barely pay for it or can't buy it at all. Listen to the Bible Adventure because this is what Jesus saw happening in the temple in Jerusalem.
- "Get Well" Center:** Provide a play doctor's kit, ace bandages, pillows, etc., for a hospital setting. The children can work on stuffed animals, dolls, or each other. "In today's Bible Adventure, Jesus continued to heal the sick. He cared about the people and was angry at the Pharisees for cheating the people. Today, when we are sick, we visit a doctor and nurse to find out what is wrong and sometimes to get medicine to help us get well."

- 
- Donkey Walk Relay:** Divide the class into two teams, lined up on one side of the room. Individually, the children walk on all fours like a donkey to the other end of the room and back. When they return, they touch the next person in line on their team who does the same. The team that finishes first is the winner. "We are going to hear about Jesus riding a donkey today. I wonder where He went?"
  - Feel-It Bag:** This can be a Hook to create interest in items to listen for in the Bible Adventure or a Look to review by discussing how this item showed up in what they just heard. In a bag, place a crown, stuffed lamb, donkey (if you have one), piece of clothing, palm leaf (a large house plant leaf will do), money, jewelry, chicken (plastic or wood), black fabric heart (for unbelievers), and a picture of a child with a Bible (say the verse).
  - ② **Different Block Center:** Dump a pile of blocks (different colors and shapes) on the floor. Show one block to the children and ask them to find all the others that look just like that one. Help them put all the same blocks in one area. Go to another block shape or color and ask the same thing. "In today's Bible Adventure, Jesus wanted to gather the people of Jerusalem to Himself." After dividing all the blocks according to shape and color, tell the children that God was looking for a special kind of people to gather for Himself.
  - ④ **Praise Him Groups:** Children can be moving around the room until you shout out a number and they gather together in groups of that number. They then praise the Lord by saying in unison, "Jesus is King." Repeat several times using different numbers. For more control, give them instructions on how to move, slowly sliding their feet, skipping, scratching their back, etc.
  - ② **Humble Bowling Review:** If you have a plastic bowling set (can be requested from the Children's Office), tape a picture of a humble person and one of a proud person on the pins. (Use last week's pictures.) Do the same with plastic bottles you may use. The object of the game is to knock down the proud picture pins or bottles and leave the humble standing.
- 



## Book:

### Presentation Ideas -

- Color and show the **MAT11ECGF1**, **MAT11ECGF2**, **MAT11ECGF3**, and **MAT11ECGF4** pictures as you tell the Bible Adventure.
- Matthew Review Board:** Using the board, "Seeking God's Kingdom," review the first ten pictures and add the eleventh picture (**MAT11ECGF5**). Ask the children to watch and listen carefully to the story for the time when that picture is shown.
- "The Happy Parade" Finger Play:**  
 Here is the donkey                    *(Clap palms together with fingers intertwined.)*  
 Clip-clopping along.  
 The children are skipping       *(Dance two fingers.)*  
 And singing a song.  
  
 Here are the branches;           *(Put arms over head.)*  
 Oh, see how they sway!       *(Move arms back and forth.)*  
 Here rides the Lord Jesus       *(Pretend to hold reins.)*  
 On this happy day.

### Bible Adventure for 2's & 3's-

*(Show the MAT11ECGF1 picture.)* It was time for Jesus to go to Jerusalem. He got on a humble donkey and rode toward Jerusalem. People began gathering around Him. Some people laid their clothes on the road in front of the donkey. More people cut branches from the trees and spread them on the road. They sang songs of praise to God, "Praise Him! Praise Him, all ye little children. Jesus Christ, the King is here!" *(Sing to the tune "Praise Him! Praise Him, All Ye Little Children.")*

*(Show the MAT11ECGF3 picture.)* Jesus entered the temple area in Jerusalem and began healing the people who were blind and those who couldn't walk. The temple leaders did not believe that Jesus was the Son of the living God. They asked Jesus why He did not stop the people from saying those things. Jesus answered by saying that the people were telling the truth. The temple leaders were mad that Jesus claimed to be the Christ, the Son of the living God.

Jesus told the temple leaders that they had become proud and ungrateful. They would not be in Jesus' kingdom because they did not believe that Jesus was the Son of the living God. They didn't ask God's forgiveness for their sins nor help other people to receive forgiveness for their sins. The temple leaders only cared about wearing fancy robes and sitting in the most important chairs at dinners.

*(Show the MAT11ECGF4 picture.)* The temple leaders were furious with Jesus. They did not like what He was saying. They did not believe that He was God's Son. They wanted to grab Jesus and kill Him, but they were afraid of the crowd that followed Jesus. The temple leaders waited, and hated, and grumbled, and talked about how they were going to get rid of Jesus. They were proud men, not humble men. Because they were not humble, they did not believe that Jesus was the Son of the living God.

**Prayer:** Dear God, help me to be humble like Jesus. I want to believe Your words in the Bible. In Jesus' name I pray, amen.

### **Bible Adventure for 4's, 5's & K-**

*(Show the review MAT10ECGF1 picture.)* Jesus was teaching the disciples that they weren't being humble because they wanted to be the greatest and have the best places in the kingdom of heaven. Jesus told them that to be humble, they must learn to serve each other with thankful hearts.

*(Show the MAT11ECGF1 picture.)* It was time for Jesus to go to Jerusalem to die on a cross. When He came close to the city, He said to His disciples, "Go into this village and bring me the donkey colt that is waiting for you. I will ride as king into Jerusalem on a humble donkey, as the prophet Zechariah said."

As Jesus rode into Jerusalem, people began gathering around Him. The crowds of people knew something special was happening in Jerusalem. Some people laid their clothes on the road in front of Jesus' donkey; others cut down branches from the trees and spread them on the road. People began to sing songs of praise to God, "Praise Him! Praise Him, all ye little children. Jesus Christ, King is here!" *(Sing to the tune "Praise Him! Praise Him, All Ye Little Children.")*

By the time Jesus got into Jerusalem, everyone in the whole city wondered what was going on. "Who is this?" they asked. The people said, "This is Jesus, the prophet from Nazareth." The disciples knew that Jesus was more than a prophet. They knew He was the Christ, the Son of the living God.

*(Show the MAT11ECGF2 picture.)* When Jesus came to the temple, He saw all the bad things that were happening in God's temple church. It made Him very sad and upset to see that the temple leaders were cheating people out of their money when they came to buy lambs. It was obvious that the temple leaders didn't care about the people.

*(Show the MAT11ECGF3 picture.)* Jesus cared about what was happening to the people. He began healing the people who were blind and the ones who could not walk. The temple leaders said to Jesus, "Who gives you the right to come into our temple and pretend to be the Christ, the Son of the living God?" Jesus was very sad that these men who were supposed to teach people about the true God were not believing in His Son.

Jesus said, "God chose the Israelites to be His people from the time of Abraham. Instead of being humble and grateful, like Abraham who followed God by faith, you have become proud and ungrateful. You don't repent from your sins, so you don't help other people repent and receive forgiveness, either. All you care about is wearing fancy robes, sitting in the most important chairs at the dinners, and being called rabbi-teachers when you walk importantly along the street. You will not be in My kingdom of heaven because you do not believe in Me nor follow Me. Oh, Jerusalem, Jerusalem, how I have wanted to gather your children together, as a hen gathers her chicks under her wings, but you would not let Me. Someday, make no mistake about it, you will know who I am, the Son of the living God."

*(Show the MAT11ECGF4 picture.)* The temple leaders were furious with Jesus. They did not like what He was saying. They did not believe that He was God's Son. They wanted to grab Jesus and kill Him, but they were afraid of the people who thought Jesus was a prophet. So, they waited, and hated, and grumbled, and talked about what they were going to do to Jesus. Next week, we will hear more about what happened to Jesus in Jerusalem.

**Prayer:** Dear God, Jesus wants to gather children to Himself to be in Your kingdom. Help these little ones to love Jesus and follow Him as the Christ, the Son of the living God. In Jesus' name I pray, amen.

## Aim Questions

### Aim Questions for 2's & 3's:

1. **Who rode into Jerusalem on a humble donkey while the people praised Him as their king?** *(Jesus.)*
2. **Who claimed to be the Son of the living God?** *(Jesus.)*
3. **Who was not humble and did not believe that Jesus was God's Son?** *(The temple leaders.)*

### Aim Questions for 4's & 5's:

1. **What happened when Jesus rode into Jerusalem on a donkey?** *(People sang songs of praise to God and covered the road with coats and branches of trees.)*
2. **Why were the temple leaders angry with Jesus?** *(They did not believe He was the Christ, the Son of the living God.)*
4. **Were the temple leaders willing to humble themselves as a child?** *(No, they were proud, not humble.)*
5. **How do we become part of Jesus' kingdom?** *(Say the memory verse. We follow and obey Jesus as the Christ, the Son of the living God.)*



### Look:

- Aim Questions:** Cut out palm branches, write the questions on them, and tape them to the wall before class. After the Bible Adventure, have different children "cut branches from the tree" and take them to the teacher to be read. "Who cut branches from the trees and laid them on the road in front of Jesus?" (The people outside Jerusalem.)
- Snack:** Bring enough celery stalks with leaves on the top to wave at snack time. Wave the celery stalks and have the children say, "Praise Him! Praise Him, all ye little children." Eat the celery stalk and whatever other snack food is provided for the day.
- Snack Celebration:** Draw crowns on balloons and tie them to the back of chairs. Sing praise songs while drawing crowns on sugar cookies, graham crackers, or cupcakes.
- Transition Idea:** Walk "importantly" like the proud temple leaders to the next area. Ideas might include: chest out, nose up, toes pointed out.
- "Praise Him!" Activity:** This game is to encourage the children to call their classmates by name. Play the Matthew tape (music) or some other active music while the children sit in a circle. Pass a ball around the circle. Stop the music. The teacher asks, "Who is praising God today?" All the children answer, "Jacob (the child holding the ball) is praising God today." Keep playing until everyone is named.
- "Stepping on Clothes" Relay:** Bring four pieces of old clothing for the children to step on. Divide the class into two sections. Give each child in each section one turn. Each section or team must move their members from one point in the room to the opposite side. (This can be a race.) The only way to move is to have the teacher start each team by laying a piece of clothing on the floor and have the child step on it. The teacher lays a second piece in front of the first and the child moves to the second piece of clothing. The teacher picks up the first piece and moves it in front of the second and the child steps on it. Continue across the room until the child crosses over a finish line. The child now picks up both pieces of clothing and goes back to get the next member of his team. He puts both pieces of clothing on the floor. The second child steps on one and then the second before the first piece of clothing is picked up and moved toward the opposite wall. Each child will have a turn stepping on the clothing to get to the finish line and then going back and placing the clothing on the floor for another child. "Who placed clothing on the road for Jesus' donkey?" (The people outside Jerusalem.)
- Duck, Duck, Goose:** Use the words, "believer, believer, temple leader." It is the temple leader who is chasing Jesus and upset about what He is doing.
- Praise Him March:**  
Praise Him. Praise Him all ye little children. Jesus Christ, is the King.  
Praise Him. Praise Him all ye little children. Jesus Christ, is the King.

- 
- Raising Palm Review:** When the children hear you say a true statement from the Bible Adventure for today, they may wave their palm branches.
  - Picture Match Coloring Sheet: (MAT11ECGF11)** Color the sheet of Jesus and the angry temple leaders. Draw a line from the faces at the bottom of the page to the people they would seem to be like.
  - Praise Jesus Ride: (MAT11ECGF1 and MAT11ECGF12)** Copy the GF12 page on dark green paper. Cut around the branches (roughly) and give each child several branches. Let the children glue their branches on their GF1 pictures (or attach the branches with small brad paper fasteners so that they wave back and forth). Another option would be for the children to glue leaves onto the palm branches. Sing the following words to the tune "Hokey Pokey."
 

You cut the branches down; you cut the branches down;	<i>(Reach to the trees.)</i>
You cut the branches down, and you lay them on the ground.	<i>(Bring your arms low.)</i>
You sing your praise to Jesus as you turn yourself around.	<i>(Wave arms in air; turn around.)</i>
That's what it's all about!	<i>(Clap, clap.)</i>

- ④ **Choose the Best Chairs Game:** Divide the children into groups of four children per team. At the other end of the room, place five chairs with one designated as the special chair. At the signal, the children run to the other end of the room, sit on a plain chair, and come back. Each team gets to participate. You could time them for competition. Talk about being humble and not taking the best seat. The temple leaders weren't humble; they were proud. They liked sitting in the most important chairs at dinners. They didn't want to be humble and follow Jesus.
- ④ **Bible Words Pop-Up:** Assign a different word from the Bible verse to each child. Give them a sheet with it written on for their recognition. (Younger children can have the words written on papers of different colors.) When the child hears you say their word, they pop up and sit down again. Repeat the process saying it slowly and then faster or with a high or low voice. Finally, have the children stand in order of the verse holding up their word.
- ④ **What Did Jesus Say?** Before class, tape record several people saying the following:  
 "Stop praising Jesus! Who gives you the right to come into our temple and pretend to be the Christ, the Son of the living God?"  
 After the children listen to that recording or to a teacher saying it, tell them the following:  
 "Jesus entered Jerusalem on a donkey and heard many praises from all the people lining the streets. He loved the people and wanted to help them. He healed the blind and lame. But in His ears He heard the temple leaders saying, (play the tape again)."  
 "What did Jesus say?" Recite the memory verse together. Repeat.

**Songs:**

- Praise Him, Praise Him**  
 Praise Him, praise Him, all ye little children,  
 God is love, God is love,  
 Praise Him, praise Him, all ye little children,  
 God is love, God is love.

Love Him, love Him, all ye little children,  
 God is love, God is love,  
 Love Him, Love Him, all ye little children,  
 God is love, God is love.

- Jesus Loves the Little Children"** (From last week.)



**Took:**

- Palm Branch Memory Verse Review: (MAT11ECGF14 and MAT11ECGF8)** If you made palm branches earlier in the morning, let the children decorate these branches by gluing the GF14 memory

verse on them. Sing Matthew 18:4, Memory Verse Song as the children wave their branches. More decorations (leaves from outside) can be glued, taped, or stapled onto the branches, as time allows.

---

**“Humble-Proud” Hand Puppet: (MAT11ECGF13)** Each child will need two small paper plates and the two GF13 pictures of a humble child who loves Jesus and the proud Pharisees who hate Jesus. The children can color the pictures and glue one to the back of each plate. Staple the plates together around the edges, leaving a small opening for a child’s hand. Review what the children learned in the Bible Adventure so that their Hand Puppets can share it with others.

**Preschool Page for Parents: (MAT11ECPPP)** Send a page home with each child, encouraging parents to reinforce the Bible truths at home. Spend a few minutes before the children go home creatively reviewing the song and memory verse.



People praised God as Jesus rode into Jerusalem.



Jesus told the temple leaders to stop cheating people in God's temple.



Jesus healed people in the temple because He was the Christ.



The angry temple leaders did not want Jesus to be their Christ.

## Lesson 11




Jesus rode into Jerusalem as a humble king.


## Lesson 12

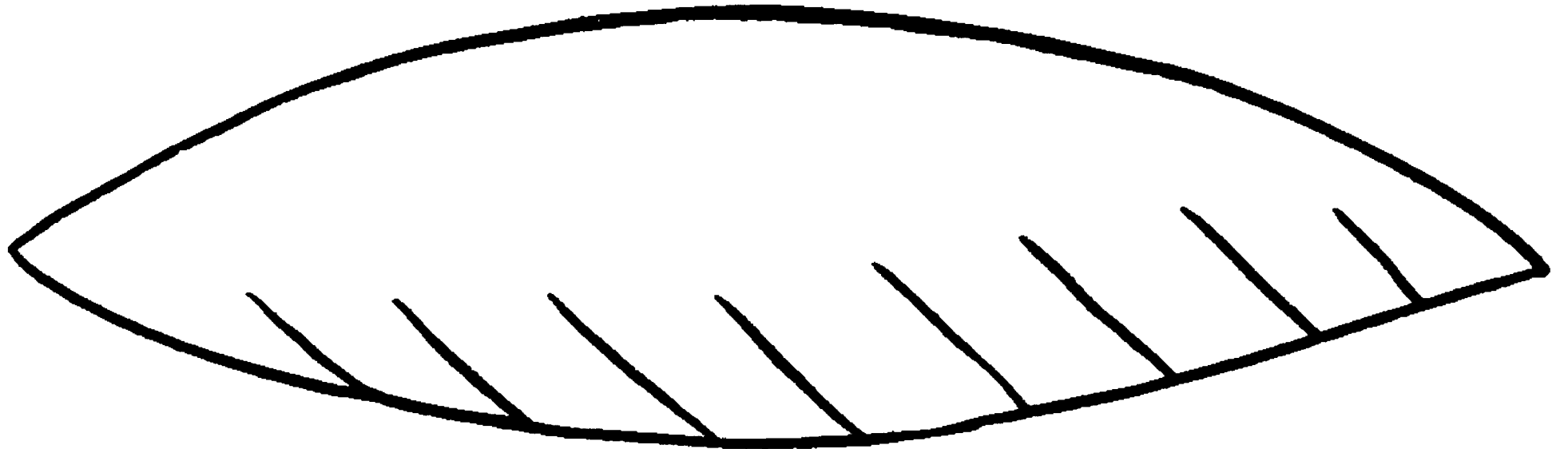
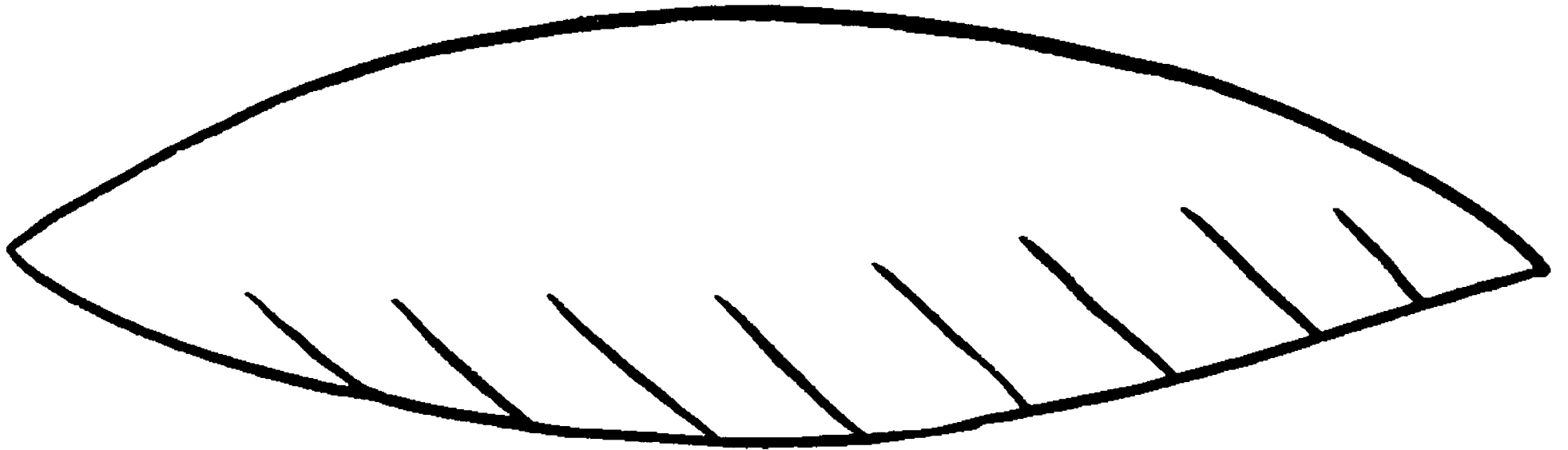



Jesus promised to come back for His faithful followers.



# Memory Verse Puzzle












Humble child

# Follow King Jesus




Proud temple leaders

Draw a line from each person at the bottom to show who they want to follow---humble Jesus or proud temple leaders.



Whoever humbles himself like this child is the greatest in the kingdom of heaven. Matthew 18:4



## Humble-Proud Hand Puppet

Give each child two paper plates and two GF13 pictures. The children can color the pictures and glue one to the back of each plate. Staple the plates together around the edges, leaving a small opening for a child's hand.



**Whoever humbles himself like this child  
is the greatest in the kingdom of heaven.  
Matthew 18:4**

**Whoever humbles himself like this child  
is the greatest in the kingdom of heaven.  
Matthew 18:4**

**Whoever humbles himself like this child  
is the greatest in the kingdom of heaven.  
Matthew 18:4**

**Whoever humbles himself like this child  
is the greatest in the kingdom of heaven.  
Matthew 18:4**

**Whoever humbles himself like this child  
is the greatest in the kingdom of heaven.  
Matthew 18:4**

**Whoever humbles himself like this child  
is the greatest in the kingdom of heaven.  
Matthew 18:4**

**Whoever humbles himself like this child  
is the greatest in the kingdom of heaven.  
Matthew 18:4**

**Whoever humbles himself like this child  
is the greatest in the kingdom of heaven.  
Matthew 18:4**

**Whoever humbles himself like this child  
is the greatest in the kingdom of heaven.  
Matthew 18:4**

**Whoever humbles himself like this child  
is the greatest in the kingdom of heaven.  
Matthew 18:4**

**Whoever humbles himself like this child  
is the greatest in the kingdom of heaven.  
Matthew 18:4**

**Whoever humbles himself like this child  
is the greatest in the kingdom of heaven.  
Matthew 18:4**

**Whoever humbles himself like this child  
is the greatest in the kingdom of heaven.  
Matthew 18:4**

**Whoever humbles himself like this child  
is the greatest in the kingdom of heaven.  
Matthew 18:4**

**Whoever humbles himself like this child  
is the greatest in the kingdom of heaven.  
Matthew 18:4**

**Whoever humbles himself like this child  
is the greatest in the kingdom of heaven.  
Matthew 18:4**

**Whoever humbles himself like this child  
is the greatest in the kingdom of heaven.  
Matthew 18:4**

**Whoever humbles himself like this child  
is the greatest in the kingdom of heaven.  
Matthew 18:4**




## This is what I learned today!

Jesus showed He was a humble king when He rode into Jerusalem on a donkey. Large crowds of people gathered around Him, praising Him as Christ the King. When Jesus entered Jerusalem and went to the temple, He began healing the blind and lame. The temple leaders asked Him who gave Him authority to do what He was doing. Did He think He was the Christ, the Son of God? The temple leaders refused to believe the truth because they were proud men and not humble like a child. The temple leaders would not be in the kingdom of heaven. They became angry with what Jesus said and wanted to get rid of Him.

## Today's Memory Verse

**Whoever humbles himself  
like this child is the greatest  
in the kingdom of heaven.  
Matthew 18:4**

## "Praising Jesus" Donkey Rides



Give each of your children a donkey ride on your back while you all sing songs of praise to Jesus, the King of heaven. For more fun, let the children wave branches (tree branches, small brooms, rulers) as they sing.

Sing the following praise song as a family.

### **Praise Him! Praise Him!**

Praise Him! Praise Him, all ye little children.

Jesus Christ, King is here!

Praise Him! Praise Him, all ye little children.

Jesus Christ, King is here!

**Matthew 18:4, Memory Verse Song**  
(tune: "Row, Row, Row Your Boat")

**Whoever hu-umbles, himself like this child  
is the greatest in the kingdom.  
Matthew eighteen, four.**

\* For tunes to songs, ask about the preschool tape.



People praised God as Jesus rode into Jerusalem.