



**Materials I Need:**

**Legend:**



= Option 1, Appropriate for 1<sup>st</sup> – 2<sup>nd</sup> Grade

= Option 2, Appropriate for 3<sup>rd</sup> – 6<sup>th</sup> Grade

**Memory Work:**

“Therefore I tell you that the kingdom of God will be taken away from you and given to a people who will produce its fruit.” Matthew 21:43

**Suggested Thematic Tracks:**

① Do Not Reject the King

**HOOK:** The Wedding Feast (*Activity*)  
Accept It, Don't Reject It (*Game*)  
Garbage Art (*Activity*)  
Memory Game (*Activity*)

**LOOK:** When Opportunity Knocks (*Lesson Review*)  
Paper Parables (*Activity*)  
Parable Play (*Skit*)

**TOOK:** Match Memory Game (*Game*)  
Kingdom Clothes (*Craft/Activity for Girls*)  
The True Crown (*Craft*)  
Accept Him as Your Savior (*Gospel Presentation*)

② Relationship not Religion


**HOOK:** Relationships (*Discussion*)  
Real or Unreal Fruit Relay (*Game*)  
Religion or Relationship (*Skit*)


**LOOK:** Relationship with Jesus (*Word Search*)  
He Cares for Us (*Worksheet*)  
Foolish Pharisees (*Craft*)


**TOOK:** Working on my Relationship with Christ (*Discussion/Take-Home Sheet*)  
Spying on Myself (*Discussion/Take-Home Journal*)  
Holding on to the Hand of the Lord (*Craft*)  
Am I Real? (*Craft*)


➤ **Complementary Activities**

## Hook:

 ① **The Wedding Feast (Activity).** 🍪, 🦋 Bring in pictures of a wedding celebration. Talk about what a special occasion this is, and all the special preparations that must take place before the special day. Before class, make up a special garment of some sort (hat, scarf, armband, etc.) that everyone must wear to attend the pretend wedding. Whatever you decide to provide for the students to wear should all be the same. Explain that the students must be wearing this garment if they wish to attend the special celebration. Tell them that this garment may look foolish to some who will not be coming to the wedding, but all who attend the feast will be wearing it. Set a special table and bring in treats. As you enjoy the treats, tell the students that this morning they will hear another parable from Jesus about a wedding feast and what the people were wearing who attended this feast.

 ① **Accept It, Don't Reject It (Game).** 🍪, 🦋 Have the students form two lines, with players facing each other 4-5 feet apart. Starting at one end of the line, player #1 says, "Accept it, don't reject it" and passes the ball (chest pass fashion) across to the player in the line opposite him. The other player must catch it, at which time all players ask, "Now that you have it, what are you going to do with it?" That player says, "Accept it, don't reject it" and passes it back to the opposite line and the next player. The game continues like this until each player has caught and passed the ball successfully. If at any time anyone drops the ball, he or she must begin again at the head of the line. Today the students will learn the importance of accepting Christ and not rejecting His authority in our lives, as the Jewish leaders of Israel did.


 ① **Garbage Art (Activity).** 🍪, 🦋 The students are to reproduce an object using "garbage." The objects should be fairly complicated or functional: a dollhouse, a child's robot toy, a computer monitor, a chair, etc. You will need to obtain some clean "garbage" such as milk cartons, aluminum cans, dry good containers, coat hangers, toilet paper rolls, etc. The Children's Ministry can provide masking tape to hold the creations together. The students at each table will need to construct an exact copy of the object that you provide and should be given approximately 10 minutes to complete this task. Once completed, you will compare the "garbage creation" to the real object. The garbage creation should be rejected because it is not real, it has no use, and is of no value. Explain that, in today's lesson, the Pharisees and Sadducees rejected the real king and valued garbage: their own authority and works.

 ① **Memory Game (Activity).** 🍪 Each student will need:  
MAT11.GF1 Pgs. 1 & 2 copied onto cardstock  
crayons or markers  
scissors

Have the students follow the instructions below to complete the first part of this activity.


1. Color the pictures on **MAT11.GF1 Pgs. 1 & 2**. Each picture represents a portion of this morning's lesson.
2. Cut the pictures out along the cut lines.


As they are coloring, take the opportunity to ask probing questions regarding the pictures. Have the students use these cut-out cards later for the memory game during **TOOK** time.

 ② **Relationships (Discussion).** 🍪, 🦋 Talk about the different relationships we have with the people in our lives.

1. To whom are we the closest?
2. Is the relationship that we have with our parents the same kind of relationship that we have with friends?
3. How are they alike or different?

Tell the students that, as they listen carefully to this morning's Bible Adventure, they will learn how important a relationship with our Savior is. They will see how the Jewish leaders appeared to be very religious but, in fact, had not submitted to Christ's authority. This outward appearance of righteousness had nothing to do with entering into the kingdom of God.





-  ② **Real or Unreal Fruit Relay (Game).** 🍌, 🦋 Bring to class real fruit and artificial fruit that looks realistic.
1. Pick teams of about six students.
  2. Line them up at one end of the room.
  3. Put all the fruit on a table at the other end of the room.
  4. When the teacher signals “go,” the first member of each team runs down and grabs a piece of fruit to bring back to the team.
  5. The second person then runs for a piece of fruit and brings it back. The participants may not stop and examine the fruit. They must take the first piece of fruit they touch.
  6. After all the team members have grabbed their fruit, the team with the most real fruit wins.
- Tell the students that this morning they will learn how faith is demonstrated by the real “fruit” they produce in their lives.

-  ② **Religion or Relationship (Skit).** 🍌, 🦋 Have one teacher dress up with a robe and other items that look “religious.” Have a second teacher interview the dressed-up teacher and ask him or her to describe his or her walk with God. The first teacher should talk to the class about how godly he or she looks, letting people know every time commandments are kept so that they can see and know how “godly” he or she really is. The teacher can talk about how pious he or she is because of all the outwardly things that have been done. Have a third teacher dress up like a normal person. When he or she is asked to describe his or her walk with God, have the teacher share the following points:
1. What a relationship with the Lord is.
  2. That he or she has a desire to obey God.
  3. That he or she has a desire to honor and glorify Him in all that is done.
  4. That his or her walk with the Lord is an issue of the heart.
  5. That he or she doesn’t live his or her life for others to see but, instead, lives a life to glorify God.
  6. That he or she desires that the fruit produced by following Christ will help serve others and help them want to have a relationship with the Lord also.



### **Book:**

#### **Presentation Ideas –**

-  **Jesus Enters Jerusalem (Illustration/Coloring Page).** 🍌, 🦋 Matthew 21:6-8, **MAT11.GF2.**
-  **Jesus Is Praised as the Son of David (Illustration/Coloring Page).** 🍌, 🦋 Matthew 21:15-17, **MAT11.GF3.**
-  **Jesus Tells the Religious Leaders His Parables (Illustration/Coloring Page).** 🍌, 🦋 Matthew 21:28-22:14, **MAT11.GF4.**
-  **Jesus Teaches the Crowds of People (Illustration/Coloring Page).** 🍌, 🦋 Matthew 23:1-39, **MAT11.GF5.**

#### **Bible Adventure for 1<sup>st</sup> – 6<sup>th</sup> Grades -**

So far in our study of Matthew, we have seen Jesus perform miracles to prove He was sent by God and is the rightful King. We have also seen Him choose His twelve disciples and send them out to preach the Gospel. We have witnessed Him teaching His followers and giving them the somber news that He must suffer and so would they. Now, in Matthew chapters 21-23, we will see Jesus enter Jerusalem for the last time to face the religious leaders of Israel who tried to trap Him with devious and insincere questions. Jesus boldly responded to them with pointed parables that left them unable to answer Him or ask any other questions. Jesus then turned to the crowd and revealed to them the true evil of these so-called religious men.

Jesus’ entrance into Jerusalem was no small task. He rode in on a donkey and “the whole city was stirred and asked, ‘Who is this?’” (21:10). Crowds gathered and cried out “Hosanna to the Son of David! Blessed is He who comes in the name of the Lord!” (21:9). It is sad to realize, however, that most were

acknowledging Jesus on their own terms. They wanted Him to overthrow their Roman oppressors and did not realize or accept God's true plan for His kingdom.

Jesus then proceeded to the temple and strongly rebuked those who were taking advantage of the poor by charging them far too much money for animals to sacrifice. He knocked over the tables and benches of those doing the selling and declared, "It is written... 'My house will be called a house of prayer,' but you are making it a 'den of robbers'" (21:13). After this, the blind and lame came to Him to be healed and people were singing loud praises to Him. The religious leaders were very angry and demanded to know where Jesus got His authority. Jesus so masterfully responded to them that they were left speechless.

The way Jesus responded was by the telling of three parables. The first was the parable of two sons, in which a father told his sons, that he wanted them to go and work in his vineyard. The first son agreed to go but ended up going back on his word. The second son refused to go but then had a change of heart and did what his father had asked of him. Jesus asked the religious leaders which son did the will of his father and they all responded that it was the second son. Then Jesus emphasized the meaning of His parable. The religious leaders were just like the first son. Outwardly they claimed to obey God, yet they refused to believe John the Baptist and his message that the Messiah had come. As a result, the kingdom of heaven would be taken from them and given to sinners and "non-religious" people who responded to John's call for repentance and prepared themselves for Christ's coming. The point He was clearly making was that faith is not demonstrated by what is said but, rather, by what is done in obedience to God.

The second parable was that of the landowner who rented out his vineyard to some workers and then took a long journey. At harvest time, he sent his slaves to collect the grapes, but they were beaten and killed by the workers. He sent a larger group of slaves but the same thing happened to them. Finally, the landowner sent his own son, thinking that surely the workers would respect him. However, the workers beat and killed him also, because they thought that the vineyard would end up belonging to them. Jesus asked the religious leaders what they thought the landowner would do. They answered that he would punish those vineyard workers and hire new men who would bring him the harvest of fruit. Jesus then told them that God would handle His kingdom in the same way, saying, "Therefore I tell you that the kingdom of God will be taken away from you and given to a people who will produce its fruit." (21:43) The leaders understood that Jesus was comparing them to the evil workers and they were furious and wanted to capture Him, but they were afraid of the multitude that followed Jesus.

Jesus continued speaking to the religious leaders with a third parable about a marriage feast. A king prepared a grand wedding dinner for his son and sent his messengers to invite many people but they refused to come and even went so far as to kill the messengers. Enraged, the king sent out his armies to destroy these murderers and their cities. He sent out more messengers, this time to the main highways, in order to invite as many people as would come, both the evil and the good. Finally, the wedding hall was filled. But as the king looked over his dinner guests, he saw one person who was not wearing the proper wedding clothes the king had provided for his guests. When asked about this, the man was speechless. The king ordered that he be bound hand-and-foot and thrown out into the darkness outside the wedding hall. It was obvious to all that the Jewish leaders were the ones who were the evil murderers who refused the king's invitation. Likewise, the people understood that God's invitation would now extend beyond the Jews to the Gentiles, even to those who had never before heard of Christ the King. Both the good and the evil people were unworthy of this great invitation, but all who accepted could come. The guest who entered the wedding feast in his own clothes is an example of the person of today who tries to accept God's great invitation of salvation on his own terms. The improperly clothed guest was proud and ungrateful, thinking that his clothes were good enough and he did not need to wear the covering provided by the king.

After a few more attempts to challenge Jesus, the religious leaders dared not ask Him any more questions because of His amazing responses. Jesus addressed the crowd and exposed the true evil of the leaders. He told them not to imitate these men because all of their religious deeds were done just so they could look good, not because they loved God. They may have appeared impressive on the outside, but their hearts were filled with wickedness on the inside. The Pharisees grieved Jesus because they kept people from understanding the truth and entering the kingdom of God.

Like the king in the parable who had the grand wedding feast, God has invited you into His kingdom through His son, Jesus Christ. There is no other way to enter. By having a relationship with Jesus as your Lord and

Savior and accepting His authority over your life, you can live in His kingdom forever. But to reject Jesus and try to enter your own way results in eternal punishment as it did for the man who refused to wear the wedding garment provided by the king. Don't be like the Jewish leaders who tried to appear religious and righteous but wanted nothing to do with God's Son. Humbly accept God's precious Gift and enter the kingdom of Heaven!

### Aim Questions

1. **How did Jesus enter Jerusalem for the last time?** *(Jesus entered as their Messiah, on a donkey, in fulfillment of the Scriptures, to the praises of the multitude.)*
2. **What were the expectations of most of the people in the multitude who were shouting "Hosanna! Hosanna!"?** *(Many people expected Jesus to enter Jerusalem to re-establish the kingdom of Israel on earth, even overthrowing Roman power.)*
3. **How did Jesus respond to the praise and worship of the people?** *(Jesus accepted worship because He was the Christ, the Son of God.)*
4. **What was the conflict between Jesus and the Jewish religious leaders?** *(Jesus claimed to be the Christ and the religious leaders rejected Him.)*
5. **What did Jesus' parables reveal about the Jewish leaders?** *(These leaders professed to follow God but did not really do His will; they were like those Jews in the past who had killed God's prophets, and would even kill God's own Son. They would lose their entrance into the kingdom of God and it would be given to others. They would be punished for their arrogant rejection of Christ.)*
6. **What kinds of things grieve Jesus?** *(Pretend righteousness that does not come from true faith in Jesus' righteousness; empty religion that is void of a personal relationship with God through Christ; false teaching that leads people away from God.)*
7. **What is Jesus' very important claim about Himself?** *(He is the promised Messiah.)*
8. **What are the possible responses we can have?** *(Accept Him as Lord or reject Him.)*
9. **How specifically have you responded to Jesus?**



### Look:



① **When Opportunity Knocks (Lesson Review).** 🐜, 🦋 Lead the students in reviewing previous lessons in the study of Matthew by showing the many opportunities the Jewish leaders had to realize that Christ was the promised Messiah. Use previous lessons from Matthew as well as the prophecies that predicted His arrival. Make a list and discuss the reasons why they chose to reject Him and His authority.



① **Paper Parables (Activity).** 🐜, 🦋 Each table will need:

butcher paper  
crayons or markers


1. Lay out a strip of butcher paper at each table.
2. At the top of each sheet of paper, print the title of one of the parables that portray the rejection of the King.
3. Each table of students will draw that parable.
4. After 2-3 minutes, rotate the tables.
5. The students will then pick up where the last table of students left off.
6. Assign a helper to each group of students so that the helper can rotate with the same group every time. (Note: This will require the helper to know the lesson beforehand.)




① **Parable Play (Skit).** 🐜, 🦋 Once the students are finished with the Paper Parables, you can transition to a role-play situation. Have the students at each table act out which parable they enjoyed drawing the most. Be prepared for this by having props available. Robes, beards, armor, swords, etc., can be used to liven up the role-play time. You may choose to have only one table volunteer, but their participation will be worth it.



② **Relationship with Jesus (Wordsearch).** 🐜, 🦋 Talk about ways to strengthen our relationship with Christ as you work together with the students on the puzzle, **MAT11.GF6**.

 ② **He Cares for Us (Worksheet).** 🍌, 🦋 Have the students look up the verses listed on **MAT11.GF7** and write in their own words what they mean to them. Explain that, we develop our relationship with the living God, we see just how much He truly cares for us.

 ➤ **Memory Verse Scramble (Word Search).** 🍌, 🦋 Use **MAT11.GF8** to review the terms for entrance into the kingdom of God.

 ② **Foolish Pharisees (Craft)** Each student will need:


**MAT11.GF9** copied onto cardstock  
½sheet of construction paper  
Dem Bones candy by Brach's (Optional)  
scissors  
glue stick and tacky glue  
crayons or markers


Have the students follow the instructions below to complete their crafts:


1. Cut out all the text boxes and the coffin with the bones.
2. Glue or paste the pieces onto one-half sheet of construction paper as shown in the example
3. Glue only the back of the bone side of the coffin so that the lid closes.
4. Color the coffin lid.

5. Optional: Add several pieces of Dem Bones candy inside the coffin with tacky glue.

Remind the students that the Pharisees looked good on the outside but on the inside they were like dead men's bones.

 ➤ **Aim Questions (Worksheet).** 🍌 Have the students answer the Aim Questions about today's Bible Adventure, **MAT11.GF10**.


 ➤ **Passage Review Questions (Worksheet).** 🍌, 🦋 This booklet contains many questions from the Scripture passage covered in today's lesson. Students may work on them in class and complete them during the week at home, **MAT11.GF11**.

 ➤ **Matthew 21:43 (Memory Verse Song).** 🍌 Words and music for today's memory verse are available upon request from Children's Ministry.

---



### Took:

 ① **Match Memory Game (Game).** 🍌, 🦋 This is the continuation of the HOOK activity (**MAT11.GF1**). The cards should be cut out and colored by now. At each table, have the students place all of their cards face down. The cards should be shuffled so that no one remembers where they placed their cards. Let each student take a turn playing 'Memory.' Each gets a point for each set that is matched. It would be good to have a treat/prize for each point made. The students can swap cards or keep the ones that they made.

 ① **Kingdom Clothes (Craft/Activity for Girls).** 🍌, 🦋 Each student will need:

**MAT11.GF12** copied onto cardstock  
crayons or markers  
scissors

God has invited you into His kingdom through Jesus Christ His Son. There is no other way into the kingdom but by His Son. His terms for salvation are illustrated with paper dolls. Have the students color and cut out the paper dolls and clothing.

 ① **The True Crown (Craft).** 🍌, 🦋 Each student will need:

copy of **MAT11.GF13**  
1 piece of white cardstock  
glitter, or glitter glue, markers, etc.  
glue  
one sheet of white cardstock

Have the students follow the instructions below to complete their crafts:

1. Cut out the boxes and both crowns.
2. Paste the crown of thorns on the right-hand side according to the provided example on **MAT11.GF13**.
3. Decorate the kingly crown and glue the pieces onto the white cardstock.
4. Bend the flap on the kingly crown back and paste it just under the crown of thorns.
5. The students should be able to flip the kingly crown down and see the crown of thorns. An example has been provided on **MAT11.GF13**.

The people wanted the Messiah to come and free them from the slavery of the Romans, but Christ was wearing a different crown. He came to free us from slavery to sin.

 ② **Working on My Relationship with Christ (Discussion/Take-Home Sheet).** 🍌, 🦋 Discuss

how each of these words applies to our relationship with Him. Talk with the students about ways to begin or improve their relationship with the Savior. Use **MAT11.GF14** and encourage them to look up the verses listed and meditate and pray during the coming week, seeking to have a humbly dependent relationship with Christ.

 ② **Spying on Myself (Discussion/Journal Take-Home).** 🍌, 🦋 Each student will need:

**MAT11.GF15 Pgs. 1 & 2** duplex copied  
**MAT11.GF15 Pgs. 3 & 4** duplex copied

*The pages should be assembled, folded and stapled to form a journal format.* Encourage the students to spy on themselves this week by filling out the Spy Journal (**MAT11.GF15 Pgs. 1-4**) every night before they go to bed. Discuss with the students to **Stop and Think** how they acted at home toward their parents, sisters and brothers. How did they act when it came to doing their chores or doing their homework? Read out loud to the students the explanation inside the journal for more discussion.


 ② **Holding on to the Hand of the Lord (Craft).** 🍌, 🦋 Each student will need:

copy of **MAT11.GF16 Pgs.1-4**  
½sheet of construction paper  
yarn  
crayons or markers  
scissors  
glue

Have the students follow the instructions below to complete their crafts:

1. Select a child from **MAT11.GF16 Pgs. 2 & 3**, color and cut it out.
2. Paste that cutout onto **MAT11.GF16 Pg. 1** so that the hand of the child is reaching for the hand of Christ.
3. Mount this to a piece of construction paper and decorate as time allows.
4. Paste the verse from **MAT11.GF16 Pg. 4** on the reverse side and attach a piece of yarn through a hole punched at the top.

Explain that if we hold close to Christ, He will guide us where He wants us to go.

 ① **Accept Him as Your Savior (Gospel Presentation).** 🍌, 🦋 Use this time to share the Gospel with those students who have not yet accepted Christ. This time can also be used for sharing testimonies with the students in groups. This would be a good opportunity to make wordless books to review the Gospel or share with a friend.



② Am I Real? (Craft). 🐛, 🦋 Each student will need:

mirror from **MAT11.GF17 Pg. 2** copied onto cardstock  
verse from **MAT11.GF17 Pg. 3** copied onto acetate  
copy of instruction sheet **MAT11.GF17 Pg.1**  
scissors  
crayons or markers  
glitter or stickers

Have the students follow the instructions below to complete their crafts:

1. Assemble and decorate the mirror as shown on **MAT11.GF17 Pg. 1**
2. Tape the finished craft to a mirror at home to remind yourselves to check to see if your actions are real and not done to look good or to impress others.

Explain that the Pharisees acted religious but their hearts were hardened. When Jesus told them the parables in this lesson, He was confronting them with the reality of who they really were. In the first parable of the two sons, Jesus told the Pharisees how the second son agreed to go to work in the vineyard but did not go. Jesus was comparing this son with the Pharisees and was showing the Pharisees that, although they outwardly professed to obey God, they had refused to believe John the Baptist's prophecy of Christ's coming, and that they did not, therefore, do the will of the Father.

# Aim Questions

Answer the following questions about today's Bible Adventure.

1. How did Jesus enter Jerusalem for the last time?
2. What were the expectations of most of the people in the multitude who were shouting, "Hosanna!"?
3. How did Jesus respond to the praise and worship of the people?
4. What was the conflict between Jesus and the Jewish religious leaders?
5. What did Jesus' parables reveal about the Jewish leaders?
6. What kinds of things grieve Jesus?
7. What is Jesus' very important claim about Himself?
8. What are the possible responses we can have?
9. How specifically have you responded to Jesus?

*We must humbly receive God's grace in Christ on God's terms, not our own, through a relationship with Jesus.*




*"Therefore, I tell you that the kingdom of God will be taken away from you and given to a people who will produce its fruit."*

*Matthew 21:43*

# Jesus Enters Jerusalem




# Jesus Is Praised as the Son of David



# Jesus Tells the Religious Leaders His Parables



# Jesus Teaches the Crowds of People



# Relationship with Jesus

If we have a relationship with Jesus, we can experience many of His attributes as He blesses our submission to Him. Find the words listed below inside the puzzle. As you work on this, discuss how each of these words apply to our relationship with Him. How strong is your relationship with Him? What are some ways you might be able to deepen that relationship?


U A Z N A J D H A K X R Y F X  
M L U F R E W O P W E C L R B  
V G N I R A C T G L L U O I G  
R Y S R T U T B A U B S H N T  
H J E B N T S T F S E U I Z D  
T B L S E H I I R P M V R F D  
N J F Q D O C Q N I O E Y V E  
E G I D N R R E L L S E N O Z  
I R S S E I O I T H E H S B V  
T B H M P T T X Y N W S Y J Q  
A I G B E Y A H A G A A S Q W  
P G D R D N E I R F N V O S P  
B I U A Y S R F I R Y I R L I  
N P F P W O C B I H K O K E Q  
O X Y B T W B O E X V R E B S

Authority	Friend	Loving	Relationship
Awesome	God	Merciful	Savior
Caring	Holy	Patient	Servant
Creator	Humility	Powerful	Sinless
Dependent	King	Pure	Unselfish

# Relationship with Jesus

If we have a relationship with Jesus, we can experience many of His attributes as He blesses our submission to Him. Find the words listed below inside the puzzle. As you work on this, discuss how each of these words apply to our relationship with Him. How strong is your relationship with Him? What are some ways you might be able to deepen that relationship?

## Answer Key



- |           |          |          |              |
|-----------|----------|----------|--------------|
| Authority | Friend   | Loving   | Relationship |
| Awesome   | God      | Merciful | Savior       |
| Caring    | Holy     | Patient  | Servant      |
| Creator   | Humility | Powerful | Sinless      |
| Dependent | King     | Pure     | Unselfish    |

# Relationship with Jesus

If we have a relationship with Jesus, we can experience many of His attributes as He blesses our submission to Him. Find the words listed below inside the puzzle. As you work on this, discuss how each of these words apply to our relationship with Him. How strong is your relationship with Him? What are some ways you might be able to deepen that relationship?


U A Z N A J D H A K X R Y F X  
M L U F R E W O P W E C L R B  
V G N I R A C T G L L U O I G  
R Y S R T U T B A U B S H N T  
H J E B N T S T F S E U I Z D  
T B L S E H I I R P M V R F D  
N J F Q D O C Q N I O E Y V E  
E G I D N R R E L L S E N O Z  
I R S S E I O I T H E H S B V  
T B H M P T T X Y N W S Y J Q  
A I G B E Y A H A G A A S Q W  
P G D R D N E I R F N V O S P  
B I U A Y S R F I R Y I R L I  
N P F P W O C B I H K O K E Q  
O X Y B T W B O E X V R E B S

Authority	Friend	Loving	Relationship
Awesome	God	Merciful	Savior
Caring	Holy	Patient	Servant
Creator	Humility	Powerful	Sinless
Dependent	King	Pure	Unselfish

# Relationship with Jesus

If we have a relationship with Jesus, we can experience many of His attributes as He blesses our submission to Him. Find the words listed below inside the puzzle. As you work on this, discuss how each of these words apply to our relationship with Him. How strong is your relationship with Him? What are some ways you might be able to deepen that relationship?

## Answer Key



- |           |          |          |              |
|-----------|----------|----------|--------------|
| Authority | Friend   | Loving   | Relationship |
| Awesome   | God      | Merciful | Savior       |
| Caring    | Holy     | Patient  | Servant      |
| Creator   | Humility | Powerful | Sinless      |
| Dependent | King     | Pure     | Unselfish    |

# He Cares for us



Look up the verses listed below and summarize in your own words what they mean to you.

Psalm 86:5


John 15:9-11


1 Peter 5:6-7


John 10:27-29

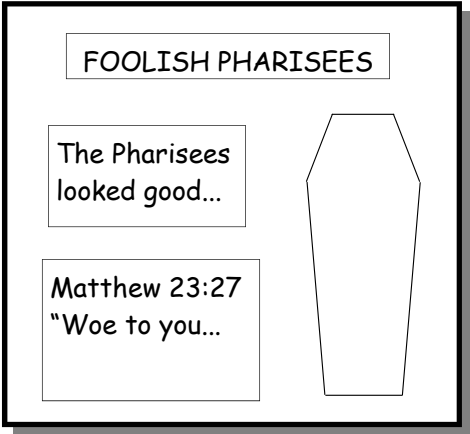
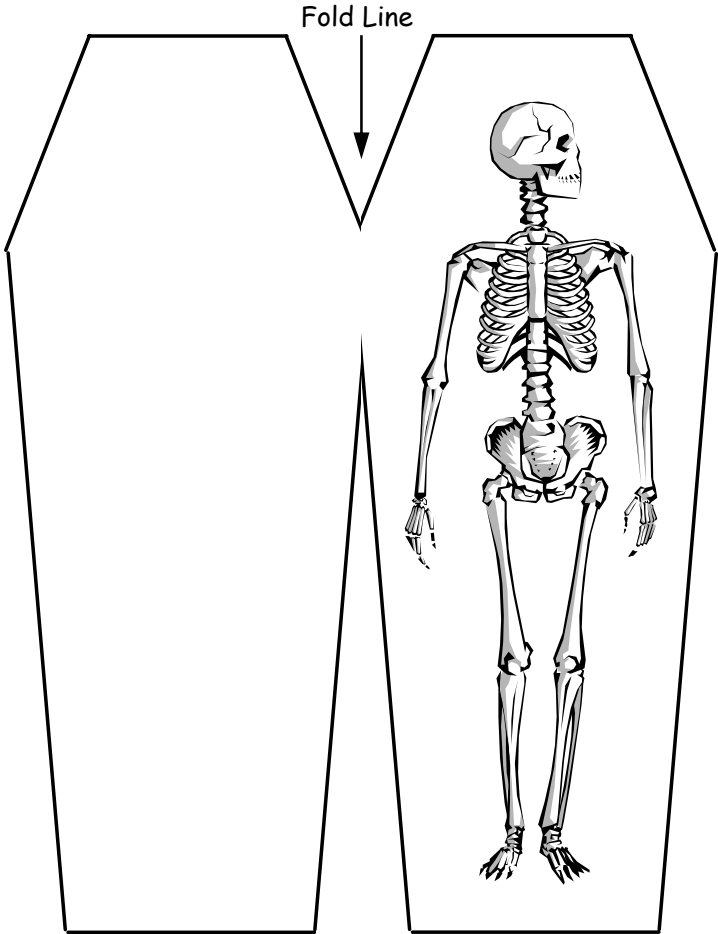

Psalm 23




# Foolish Pharisees

Instructions:

- 1. Cut out all the text boxes and the coffin with the bones.
- 2. Glue or paste the pieces onto one-half sheet of construction paper as shown in the example below.
- 3. Glue only the back of the bone side of the coffin so that the lid closes.
- 4. Color the coffin lid.



Example

"Woe to you, teachers of the law and Pharisees, you hypocrites! You are like whitewashed tombs, which look beautiful on the outside but on the inside are full of dead men's bones and everything unclean."  
Matthew 23:27

The Pharisees looked good on the outside, but they were filled with sin on the inside.

# Aim Questions

Answer the following questions about today's Bible Adventure.

1. How did Jesus enter Jerusalem for the last time?
2. What were the expectations of most of the people in the multitude who were shouting, "Hosanna!"?
3. How did Jesus respond to the praise and worship of the people?
4. What was the conflict between Jesus and the Jewish religious leaders?
5. What did Jesus' parables reveal about the Jewish leaders?
6. What kinds of things grieve Jesus?
7. What is Jesus' very important claim about Himself?
8. What are the possible responses we can have?
9. How specifically have you responded to Jesus?

*We must humbly receive God's grace in Christ on God's terms, not our own, through a relationship with Jesus.*



*"Therefore, I tell you that the kingdom of God will be taken away from you and given to a people who will produce its fruit."*

*Matthew 21:43*

## **Passage Review Questions**

### **Matthew 21-23**

What did Jesus tell the two disciples to bring back to Him?  
(21:1-3)

What were the disciples supposed to say if anyone questioned why they were taking the animals? (21:3)

How did the crowds respond to Jesus' entrance into the city?  
(21:8-9)

Who did the crowds say that Jesus was? (21:11)

What did Jesus do when He first entered the city? (21:12-13)

What were the children shouting about Jesus? (21:15)

What did the chief priests and the elders want to know from Jesus? (21:23)

What was Jesus' response to the Pharisees' demands? (21:24-27)

Which son did the right thing? (21:28-32)

Which son did Jesus say the Pharisees were acting like? (21:31-32)

How did the vine growers treat the landowner's slaves? (21:33-36)

How did they treat the landowner's son? (21:37-39)

How did the Pharisees respond to Jesus' parable? (21:41)

What did Jesus say was going to happen to the Pharisees? (21:42-44)

When the Pharisees heard this, what did they want to do to Jesus? What stopped them? (21:45-46)

To what did Jesus compare the kingdom of heaven? (22:2)

Who accepted the king's invitation to the wedding feast? (22:8-10)

Why was the man thrown from the wedding feast? (22:11-14)

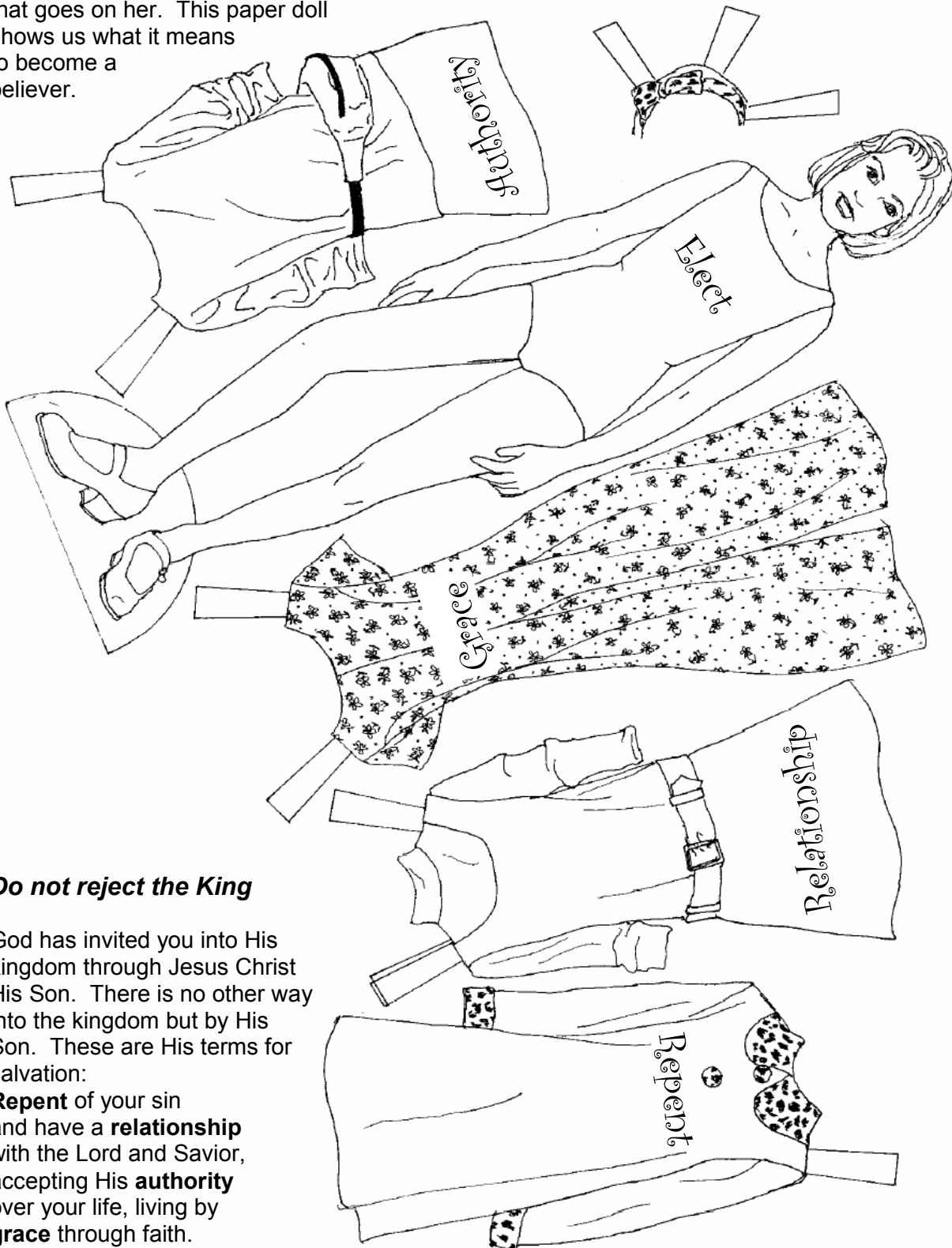
What was Jesus' instruction concerning the Pharisees? (23:1-3)

Who will be the greatest in the kingdom of God? (23:11)

## Kingdom Clothing

## Are you wearing kingdom clothing?

Cut out the paper doll and the clothing that goes on her. This paper doll shows us what it means to become a believer.



### Do not reject the King


God has invited you into His kingdom through Jesus Christ His Son. There is no other way into the kingdom but by His Son. These are His terms for salvation:

**Repent** of your sin and have a **relationship** with the Lord and Savior, accepting His **authority** over your life, living by **grace** through faith. Rejecting the king warrants eternal punishment.

# THE TRUE CROWN

The people were looking for a king to free them from the slavery of the Romans.


Instead, Jesus came to free them from being slaves to Satan and sin.



↓ Sample

## The True Crown

The people




Matthew 20:26-28

← Thorn crown is glued behind king's crown.


## The True Crown

The people



Matthew 20:26-28

← Fold king's crown down to reveal the true crown.



"Whoever wants to become great among you must be your servant, and whoever wants to be first must be your slave—just as the Son of Man did not come to be served, but to serve, and to give His life as a ransom for many."

Matthew 20:26b-28

Monday

Proverbs 3:5-6 \_\_\_\_\_

---

---

---

---

Psalms 35:20-21 \_\_\_\_\_

---

---

---

---

*Dependence*

Tuesday

Proverbs 15:33 \_\_\_\_\_

---

---

---

---

Matthew 18:4 \_\_\_\_\_

---

---

---

---

*Humility*

Wednesday

Hebrews 13:17 \_\_\_\_\_

---

---

---

---

Romans 13:4 \_\_\_\_\_

---

---

---

---

*Submission*

Thursday

Proverbs 27:2 \_\_\_\_\_

---

---

---

---

Philippians 4:8 \_\_\_\_\_

---

---

---

---

*Admiration*

Friday

1 Samuel 15:22 \_\_\_\_\_

---

---

---

---

Psalms 119:1-4 \_\_\_\_\_

---

---

---

---

*Obedience*

Saturday

Psalms 1:1 \_\_\_\_\_

---

---

---

---

Matthew 5:3-11 \_\_\_\_\_

---

---

---

---

*Blessing*



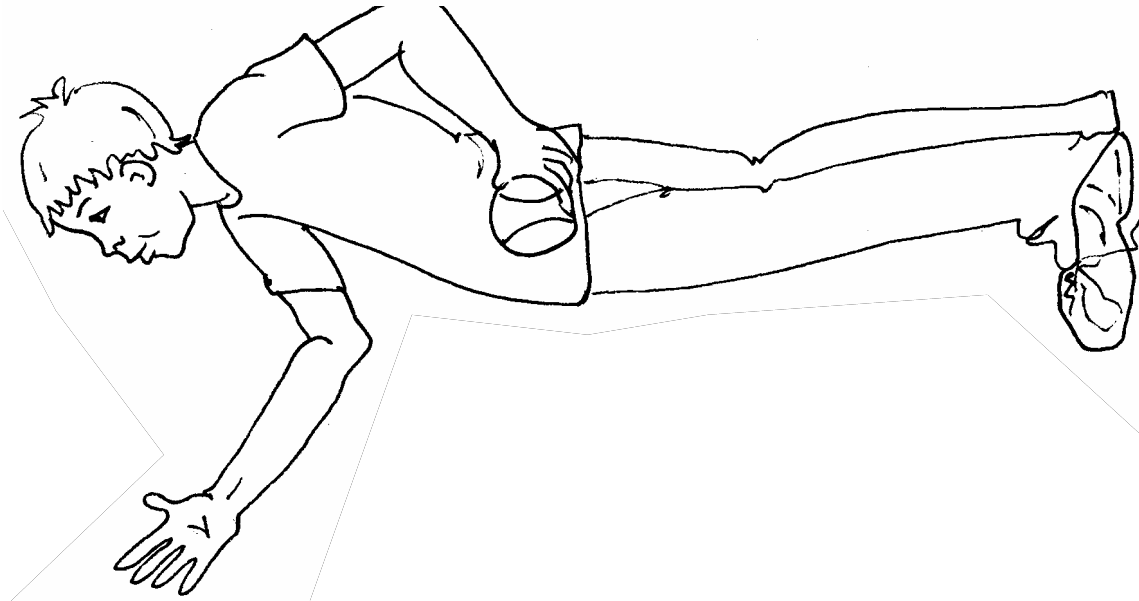


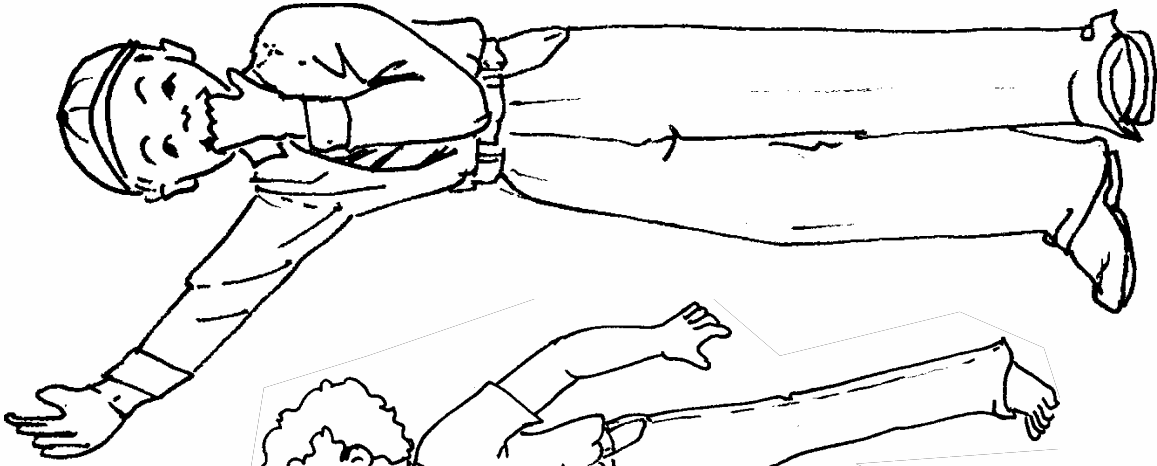



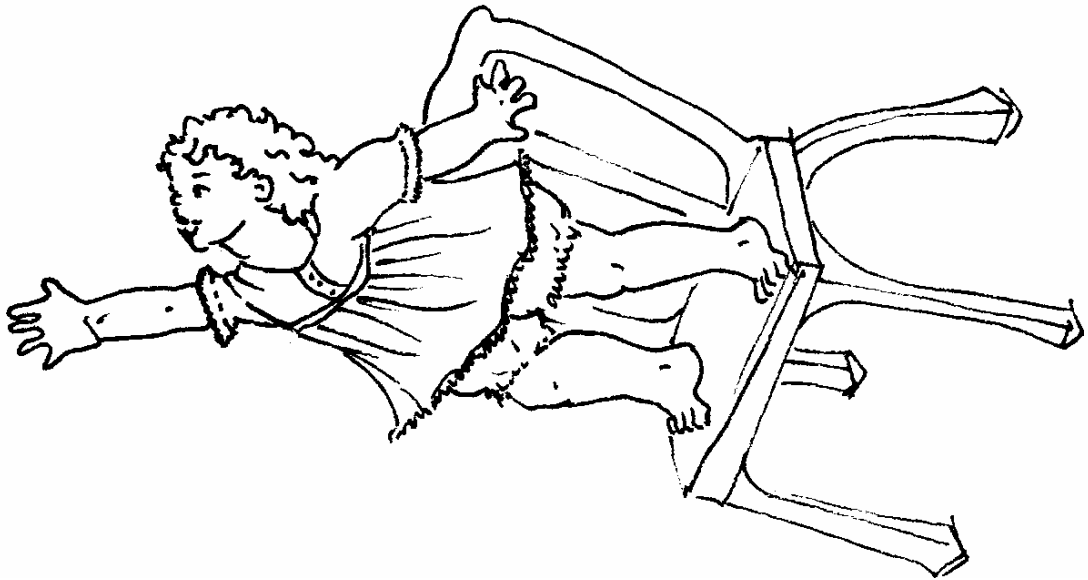
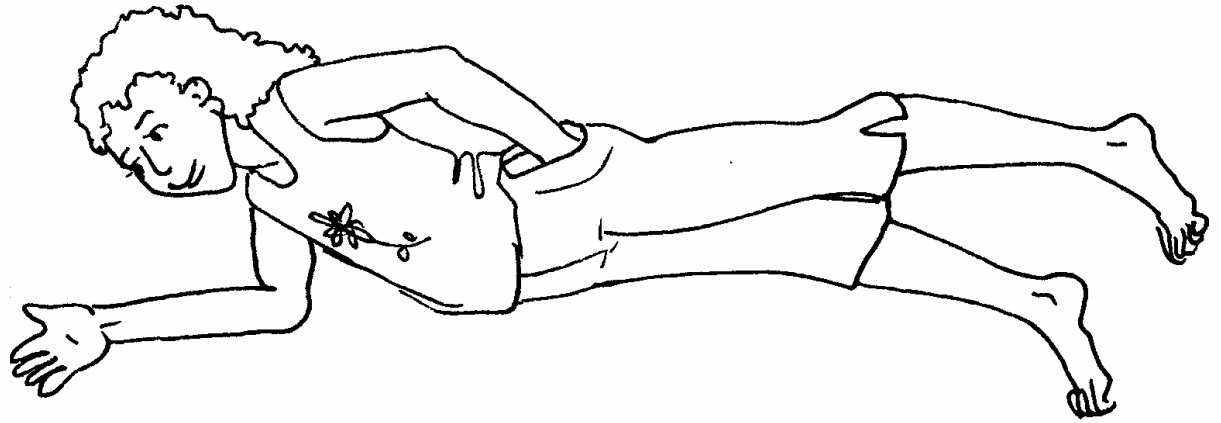




# Holding on to the Hand of the Lord







*“So do not fear, for I am with you; do not be dismayed, for I am your God.  
I will strengthen you and help you;  
I will uphold you with My righteous right hand.”  
Isaiah 41:10*

*“So do not fear, for I am with you; do not be dismayed, for I am your God.  
I will strengthen you and help you;  
I will uphold you with My righteous right hand.”  
Isaiah 41:10*

*“So do not fear, for I am with you; do not be dismayed, for I am your God.  
I will strengthen you and help you;  
I will uphold you with My righteous right hand.”  
Isaiah 41:10*

*“So do not fear, for I am with you; do not be dismayed, for I am your God.  
I will strengthen you and help you;  
I will uphold you with My righteous right hand.”  
Isaiah 41:10*

*“So do not fear, for I am with you; do not be dismayed, for I am your God.  
I will strengthen you and help you;  
I will uphold you with My righteous right hand.”  
Isaiah 41:10*

*“So do not fear, for I am with you; do not be dismayed, for I am your God.  
I will strengthen you and help you;  
I will uphold you with My righteous right hand.”  
Isaiah 41:10*

*“So do not fear, for I am with you; do not be dismayed, for I am your God.  
I will strengthen you and help you;  
I will uphold you with My righteous right hand.”  
Isaiah 41:10*

*“So do not fear, for I am with you; do not be dismayed, for I am your God.  
I will strengthen you and help you;  
I will uphold you with My righteous right hand.”  
Isaiah 41:10*


*“So do not fear, for I am with you; do not be dismayed, for I am your God.  
I will strengthen you and help you;  
I will uphold you with My righteous right hand.”  
Isaiah 41:10*

# AM I REAL?

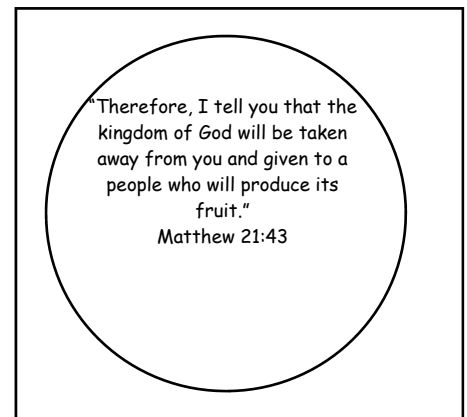
## Instructions:

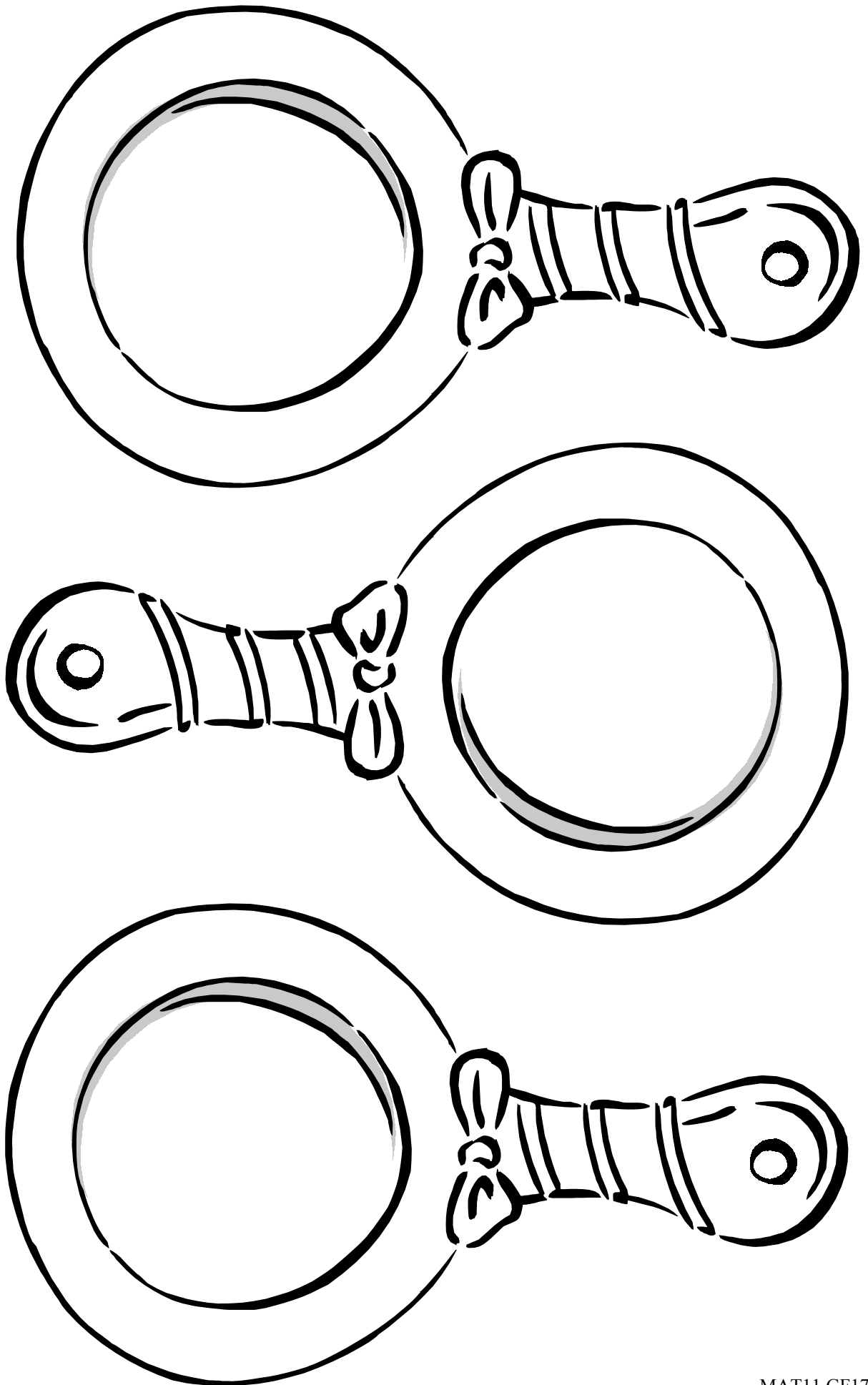
1. Decorate the mirror with stickers, glitter, felt tip pens, etc.
2. Tape the memory verse onto the back of the mirror so that the memory verse is visible.
3. Tape the finished craft to a mirror at home to remind yourselves to check to see if your actions are real and not done to look good or to impress others.

Cut out the center of the mirror.



Tape memory verse onto back of mirror.





"Therefore I tell  
you that the kingdom  
of God will be taken  
away from you and  
given to a people who  
will produce its fruit."  
Matthew 21:43

"Therefore I tell  
you that the kingdom  
of God will be taken  
away from you and  
given to a people who  
will produce its fruit."  
Matthew 21:43

"Therefore I tell  
you that the kingdom  
of God will be taken  
away from you and  
given to a people who  
will produce its fruit."  
Matthew 21:43

"Therefore I tell  
you that the kingdom  
of God will be taken  
away from you and  
given to a people who  
will produce its fruit."  
Matthew 21:43

"Therefore I tell  
you that the kingdom  
of God will be taken  
away from you and  
given to a people who  
will produce its fruit."  
Matthew 21:43

"Therefore I tell  
you that the kingdom  
of God will be taken  
away from you and  
given to a people who  
will produce its fruit."  
Matthew 21:43