

Materials I Need:

Key for symbols:

- This symbol represents ideas that can be used for two-year-olds through kindergarten. Please remember to slow way down for two-year-olds and keep the pace moving for five-year-olds.
- ② This symbol represents ideas that can be used for two- and three-year-olds.
- ④ This symbol represents ideas that are best used for four-year-olds through kindergarten.

Memory Verse:

Matthew 18:4: Therefore, whoever humbles himself like this child is the greatest in the kingdom of heaven.

Hook:

- Teacher Tip:** Experience shows that the most effective teaching time is when the student and the teacher can sit together and interact over the material. "Talk time" is any time you can open up a discussion about the student's life, God's Word, and how a child relates to it. One of the goals of "talk time" is to build relationships with your students to let them know you love them. Another goal is to communicate Bible truths. It is a time to test what a child knows and find out what he actually understands. Another goal is to help students find areas in their lives where the Scripture applies to them specifically. Challenge them to obey God's Word in very practical terms. Most children need this directly spelled out.
- "Dependent as a Child" Center:** Provide paper cups, water, goldfish crackers, hand wipes. Invite a child to sit at the table to eat but tell him he cannot touch anything on the table. He must ask someone else at the table to feed him and give him a drink while he holds his hands behind his back. Have the children wipe their hands before serving their classmates. "To be dependent on someone means you need him to help you. You are dependent on your classmate to give you something to eat because you have to hold your hands behind your back. You are dependent on your parents to earn money for your house, clothes, and food. We also need to learn to be dependent on God. In today's Bible Adventure, Jesus teaches His disciples to change their hearts to be like a child's and learn to be dependent on God."
- Baby Doll Center:** Provide dolls, clothes, toy dishes, etc., for the children to practice taking care of a baby. Talk about what a baby needs. What are they doing to help take care of the baby's needs? In today's Bible Adventure, Jesus teaches His disciples that they need God to help them learn to be humble and forgiving. Only those people who are humble and forgiving will be in the kingdom of heaven.
- Be Thankful Center:** Have the children trace around both their hands (side by side) on colored paper. Print "I am humble" and "I am thankful" across the palms. Ask the children what they are thankful for. Print the answers on each of the five fingers. Ask the children how they share, obey, wait, forgive, and are kind to show their humbleness. Print the answers on each of the fingers for that hand. Jesus teaches in today's Bible Adventure that God wants humble, thankful people in the kingdom of heaven.
- Lots of Money Center: (MAT10ECGF7)** Provide a variety of paper money and coins. **Have the children** sort the money into like piles and count it. In today's Bible Adventure, a servant owed a king

a lot of money--thousands and thousands of dollars. Listen to the story to learn what the king decided to do with the servant who owed him so much money.

- Who Is the Smallest Child?:** Tape a large piece of paper to one wall. Measure the children by having them stand with their backs to the wall and put a ruler on top of the head over to the wall. Draw a line at the end of the ruler and write that child's name on the line. Compare the different heights of everyone in the classroom. Who is the shortest? Who is the tallest? "In today's Bible Adventure, Jesus chose a small child from the crowd to show the disciples that their hearts must change to be like that of a small child."
- Humble King Crown:** (MAT10ECGF8) If there are enough room helpers, choose one person to wear a crown and sit on a large chair on one side of the room. (Copy the GF8 crown on cardstock, cut it out, along with the headband strip, and staple them together to fit the child's head.) Give him the title of Humble King. During the Hook time, have children go up to that leader and offer him different "treasures" to get into heaven. Encourage the children to offer money, toys, other people, etc., but the response of the king will always be "no." The only way to get into his kingdom is if a person says he is humble. That means he forgives others for things they do wrong to him. How many people are in the "kingdom" by the end of Hook time? Other teachers can help by telling the children the answer and what it means to be humble. When a child answers that he is humble, he could be rewarded with a paper crown (Burger King) to wear for the rest of Hook time.
- Coloring Humble and Proud People:** (MAT10ECGF9 and MAT10ECGF13) Children can color the pictures of a humble person and a proud one. Tape the pictures to the wall and use them later in morning. See "Look" section.
- ④ **Play Acting:** The teacher can be the lender of money. The children take turns borrowing money from you. They can do this repeatedly until one time, you decide they need to pay you back. Make sure they don't have enough to pay the amount you want. Some you can send to "jail" (under a table), and some you might forgive the debt. Tell the children to listen carefully because the same thing happens to a servant in the Bible Adventure today.
- ④ **Play Dough:** Assist the children in forming ropes and making "H" (for humble) and "P" (for proud) with it. Also make happy and sad faces. Talk about all the happy, humble people who will be in the kingdom of heaven.



Book:

Presentation Ideas -

- Color and show the **MAT10ECGF1**, **MAT10ECGF2**, **MAT10ECGF3**, **MAT10ECGF4**, **MAT10ECGF5**, and **MAT10ECGF6** pictures as you tell the Bible Adventure.
- Matthew Review Board:** Using the board, "Seeking God's Kingdom," review the first nine pictures and add the tenth picture (**MAT09ECGF4**). Ask the children to watch and listen carefully to the story for the time when that picture is shown.
- "Thankful for Everything" Prayer:**
 - Thank you, God, for my family.
 - Thank you, God, for friends I see.
 - Thank you, God, for the teachings of Jesus.
 - Thank you, God, for truth that makes me free.
 - Thank you, God, for butterflies and flowers.
 - Thank you, God, for sunshine and showers.
 - Thank you, God, for the food I eat.
 - Thank you, God, for my old dog, Pete.
 - Hear all my prayers and let me say
 - I'm a thankful child on this beautiful day.

Bible Adventure for 2's & 3's-

(Show the MAT10ECGF1 picture.) Jesus' disciples were learning from Jesus about the kingdom of heaven. They came to Jesus and asked, "Who is the greatest in the kingdom of heaven?" Jesus took a small child and had him stand among them.

He said, "Unless your hearts are changed so that you become like a little child, you will not get into the kingdom of heaven."

(Show the MAT10ECGF2 picture.) A small child needs help from his parents just to live. They give him food, clothes, and a place to live. Like a small child, a person in Jesus' kingdom knows that he needs help from God. A humble person is thankful for whatever God gives him.

(Show the MAT10ECGF4 picture.) Jesus told His disciples a story about what happens to a person who is not humble and thankful. A king's servant owed the king a lot of money. It was time to pay the money back to the king. The servant didn't have the money, so he fell at the king's feet and begged him to be patient.

"Please have mercy!" *(Put hands in a begging position.)* "I will pay you the money I owe!" cried the servant. The king was humble and forgiving and told him he didn't have to pay any of the money back.

(Show the MAT10ECGF5 picture.) The happy servant went out and met a fellow servant who owed him a small amount of money. He said, "Pay back what you owe me!" *(Shake your finger.)*

His fellow servant said, "Please have mercy!" *(Put hands in a begging position.)* "I will pay you the money I owe." But the first servant was not humble or forgiving. *(Shake your finger "no.")* He threw the man in jail.

(Show the MAT10ECGF6 picture.) When the king heard what had happened, he called the first servant and told him he was a selfish man. "You should have been humble and forgiving, like I was. Since you are not humble and forgiving toward your fellow servant, I will have you thrown in jail."

Jesus said to the disciples, "That is like what happens in the kingdom of heaven. Your sin hurts God, and God forgives you. When you forgive your brother, it shows you have a humble heart. Only humble, forgiving people can enter into the kingdom of heaven."

Prayer: Dear God, thank You for Jesus who came to earth to forgive our sins so that we can live with You in Your kingdom. I want to be humble and forgiving like Jesus. In Jesus' name, amen.

Bible Adventure for 4's, 5's & K-

(Show the review MAT09ECGF2 picture.) Peter, James, and John had seen Jesus in His glorious light on the mountain. They were thinking a lot about the kingdom of heaven and what it would be like. They wanted to know who would be the greatest, the best, God's favorites, in His kingdom. Maybe they thought that Jesus liked them best because He had only taken the three of them to the mountain where they saw Him shining like the sun.

James and John's mother even asked Jesus for the favor of letting her two sons sit in the two best seats beside the king's throne—one on the king's right and one on his left. The disciples wanted to have the best, most important, favored place in the new kingdom. The disciples were feeling selfish and jealous of each other. Jesus had to let the disciples know that only humble, grateful, obedient people would be part of His kingdom of heaven. Their hearts would have to change.

(Show the MAT10ECGF1 picture.) When the disciples again asked Jesus who would be the greatest in the kingdom of heaven, He took a small child, put him in the middle of them, and said, "Unless your hearts are changed so that you become like a little child--as dependent on God as this little child is dependent on his parents--you will not even get into the kingdom of heaven."

(Show the MAT10ECGF2 picture.) What does it mean to be dependent like a little child? A small child needs help from his parents just to live. His parents, or an adult, give him food, clothes, and a place to live. A little child would die if someone didn't take care of him. Every day, he trusts his parents to give him what he needs. Like a small child, a person in Jesus' kingdom admits that he needs help from God.

Jesus said, "Whoever humbles himself by admitting his need and by being thankful for whatever God gives is the greatest in the kingdom of heaven."

(Show the MAT10ECGF3 picture.) Jesus said, "Humble people forgive other people who hurt them. Proud people don't. Proud people keep a little anger in their hearts toward that person. They might even hate that person or try to hurt them back. Proud people don't understand that they have hurt other people and need forgiveness, too. No, they are selfish and want other people to forgive them without having to forgive."

(Show the MAT10ECGF4 picture.) Jesus told a story about what happens to the person who will not humbly forgive as Jesus forgives. "One day, a king whose servant owed him a lot of money—thousands and thousands of dollars—decided it was time for the servant to pay the money. The servant could never make enough money to pay the king what he owed. So, the servant fell down at the king's feet and begged him to be patient until he could pay the money.

"Please have mercy! I will pay you the money I owe!" The king had compassion on his servant and forgave the whole debt. He told him he didn't have to pay any of the money back. That was a very big gift, and the servant felt thankful to the king.

(Show the MAT10ECGF5 picture.) “The servant went out and found one of his fellow servants who owed him some money—not very much compared to what he had owed the king. The servant said, ‘Pay me the money you owe!’ The second servant fell at his feet and begged for patience until he could pay.

“Please have mercy! I will pay you the money I owe!’ The first servant would not have compassion, and threw the second servant in jail. He would not forgive the small debt.

(Show the MAT10ECGF6 picture.) “When the king heard what had happened, he called the first servant to him and said, ‘You selfish man! Why did you not forgive your fellow servant when I had forgiven you so much more. Since you were not thankful and forgiving, you will be thrown into jail until you pay back all that you owe me.’”

Jesus said to the disciples, “That is like what happens in the kingdom of heaven if you don’t forgive your brother when he hurts you. Your sin hurts God much more than anyone could ever hurt you, and yet God forgives you. If you will not forgive your brother, it shows you have a proud heart, not a humble heart. Only humble, forgiving people can enter the kingdom of heaven because their hearts have been changed from proud to humble.”

Prayer: Dear God, thank You for Jesus who came to earth to forgive our sins so that we can live with You in Your kingdom. I want to be humble and forgiving like Jesus. Help me forgive the people who hurt me, like Jesus has forgiven me. In Jesus’ name I pray, amen.

Aim Questions

Aim Questions for 2’s & 3’s:

1. **Who taught the disciples about the kingdom of heaven?** (*Jesus.*)
2. **(Show the GF4 picture.) Who was humble and forgiving and told the servant he didn’t need to pay back any of the money that was owed?** (*The king.*)
3. **(Show the GF5 picture.) Who was not humble and forgiving about the money owed him and threw his fellow servant into jail?** (*The first servant.*)

Aim Questions for 4’s & 5’s:

1. **What kind of people does Jesus let live in His kingdom of heaven?** (*Humble, forgiving people.*)
2. **Were the disciples humble?** (*Not yet. They wanted to be the greatest.*)
4. **(Show the GF4 picture.) Who was humble and forgiving and told the servant he didn’t need to pay back any of the money that was owed?** (*The king.*)
5. **(Show the GF5 picture.) Who was not humble and forgiving about the money owed him and threw his fellow servant into jail?** (*The first servant.*)



Look:

- Aim Questions:** Write and number the questions and hide them in a pile of money. Have a child search for the correct question by digging through the money. “Who owed a lot of money to the king in today’s story?”
- Memory Verse Review:** After the Bible Adventure, choose one child to kneel in the center of the circle. Have everyone stand and gather around her. Say the memory verse. Repeat several times with different children in the center of the circle.
- Transition Idea:** Move as a proud person might, with your nose in the air and a swagger in your walk.
- Snack:** Decorate graham crackers with frosting tubes making a happy face on one half and an “H” (for humble) inside a heart on the other half. Talk about the happy people who humbly confess their sins and want to be in God’s heavenly kingdom. Review what it means to be humble.
- Children Need Help Activity:** (MAT10ECGF10 and MAT10ECGF11) Cut the GF11 pictures apart and let the children glue them onto the GF10 in the appropriate section. Young children may only glue one picture per section. Older children may glue three or four pictures per section. A home and parents could be glued on each section. Make sure that the children understand that children of all ages need help to grow up. People of all ages need help and forgiveness from God to get into the kingdom of heaven.

Humble Heart Activity: (MAT10ECGF12) Give each child a GF12 “Humble Heart” picture and “Proud Heart” picture. As the children are coloring their pictures, talk about what is happening in the picture. The wicked servant was proud, not humble, because he would not forgive the man who owed him money. Jesus told the disciples to change their hearts and become humble like a child. Glue or tape the two pictures (back to back) with a popsicle stick taped between. Let the children hold up the appropriate picture as they sing the two verses of the song “Humble, Loving Hearts” (tune: “Bringing in the Sheaves”).

Selfish, angry hearts; selfish, angry hearts.
We don't want to hold a selfish, angry heart.

Humble, loving hearts; humble, loving hearts.
We will ask the Lord to give us humble, loving hearts.

“Did You Ever See” Activity Song: Sing the following words to the tune “Did You Ever See a Lassie?” Make up your own words and actions. You may want to sing this song along with the previous “Humble Heart Activity.”

Did you ever see a proud man, a proud man, a proud man?

Did you ever see a proud man, go this way, and that? (Actions for the different verses: nose in air, hand up as though stopping someone, shake finger at someone, swagger.)

Did you ever see a humble, a humble, a humble?

Did you ever see a humble, go this way, and that? (Actions for the different verses: open arms, hug, join arms, open a Bible, kneel and pray.)

“Humble Heart” Booklet: (MAT10ECGF16) Give each child a GF16 booklet that has been folded into fourths. Give the children sequins to glue to the king's crown and yarn to glue to the jail bars. Talk about the forgiveness that humble people want to give to other people because they have been forgiven so much by God. Sing the Matthew 18:4, Memory Verse Song.

Sharing Chairs Game: Place chairs side by side in a straight line, alternately facing forward and backward, with one less chair than there are players. Bring an audio tape recorder and a music cassette with lively music, or invite someone to play the piano or guitar. When the music begins, the children walk around the chairs. When it stops, they must try to sit on a chair. The child without a chair touches someone else's chair. Each time the music stops, remove another chair, until one chair is left and all the children are trying to touch it. Remind the children that when we are humble, we happily share our chairs and everyone can have fun.

Memory Verse Echo: Divide the class into two teams. Practice clapping the rhythm of the verse. Then let the team echo it back and forth. Add marching in place and/or using rhythm sticks.

④ **Musical Chairs Review:** (MAT10ECGF9 and MAT10ECGF13) Form a circle with chairs (one fewer than the number of children), backs toward the center. Tape a GF13 picture of the proud person on one chair and a GF9 picture of a humble child on another. Children will march around the chairs until the music stops. Then ask the child sitting on the proud one to tell one way a person would act if he were proud. Do the same with the humble. Continue until several have had a turn.

④ **Humble Walking:** Use masking tape to form letters or write them on paper. Place a lot of “H”s and “P”s (for humble and proud) on the floor. The object is for the children to walk from one side of the room to the other stepping only on the letter “H.” If anyone catches a person touching a “P,” he has to return to the beginning. This could be used as a Hook.

④ **Happy Faces with Humble Hats:** (MAT10ECGF15) Using stamps or crayons, let each child fill a sheet of paper with happy faces. Ask the children, “Who will be part of God's kingdom?” Humble people who confess when they are wrong, are thankful for the forgiveness God has given them, and are obedient will be the greatest people in the kingdom of heaven. Draw an “H” shaped hat on top of each happy face (see the GF15 sample).

Songs:

Matthew 18:4, Memory Verse Song (tune: “Row, Row, Row Your Boat”)
Whoever hu-umbles, himself like this child
Is the greatest in the kingdom.
Matthew eighteen, four.

Jesus Loves the Little Children

Jesus loves the little children,
All the children of the world,
Red and yellow, black and white,
They are precious in His sight,
Jesus loves the little children of the world.



Took:

- Memory Verse Spiral:** (MAT10ECGF14) You will need a verse circle, a small paper plate, cotton balls, glue, and a small piece of yarn. Glue the verse in the middle of the paper plate. Cut a spiral like shown so you can cut between the words 'heaven' and 'Matthew'. Punch a hole in the outer end and place yarn there for hanging. Add cotton balls to represent heaven. Add stars for color.
- Scavenger Hunt:** (MAT10ECGF15) Hide several copies of the GF15 humble and proud words around the room. When you give the signal, all the children begin looking for the words. When each has found at least two, ask them to return to their seats. Arrange chairs facing the pictures of a humble and proud person they colored during "Hook" time. One at a time ask the children to come up and after you read the word, let them tape it under the appropriate picture.
- Preschool Page for Parents:** (MAT10ECPPP) Send a page home with each child, encouraging parents to reinforce the Bible truths at home. Spend a few minutes before the children go home creatively reviewing the song and memory verse.



Jesus told His disciples to humble themselves like a little child.



A small child is dependent on his parents for food, clothes, and a warm bed.




Humble people forgive people who hurt them. Proud people don't.





The king forgave the servant's debt when the servant begged him for mercy.



The first servant would not forgive the second servant who begged for mercy.



The king threw the mean servant in jail because he would not forgive.



Humble King Crown

Cut around the crown and side band. Staple the band at each side of the crown.





**Whoever humbles himself like this child is greatest
in the kingdom of heaven. Matthew 18:4**

Children Need Help



A baby needs help with:



A toddler needs help with:








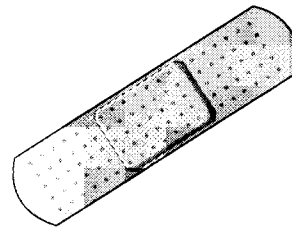

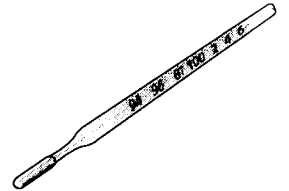
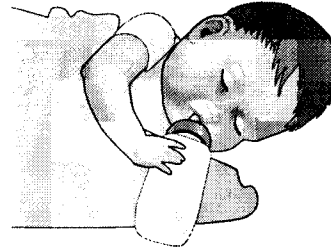
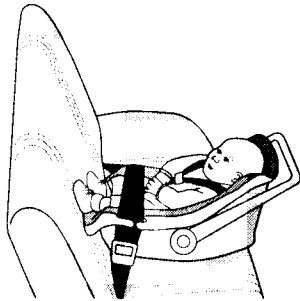



A child needs help with:






A teen needs help with:

Cut out the pictures below and let the children glue them in the appropriate age categories on the GF10 page. They can glue as many or as few as they want, depending on their ages. Bring real Band-aids for the young children to add to their GF10 pages.




**Humble
Heart
Activity**



Proud
Servant



Memory Verse Spiral Sample



HAPPY FACE
HUMBLE HATS

Words for Scavenger Hunt

Trusts

Forgives

Thankful

Obedient

Dependent on
God

Trusts

Forgives

Thankful

Obedient

Dependent on
God

Selfish

Hurts Others

Angry

Hateful

Doesn't Forgive

Selfish

Hurts Others


Angry

Hateful

Doesn't Forgive


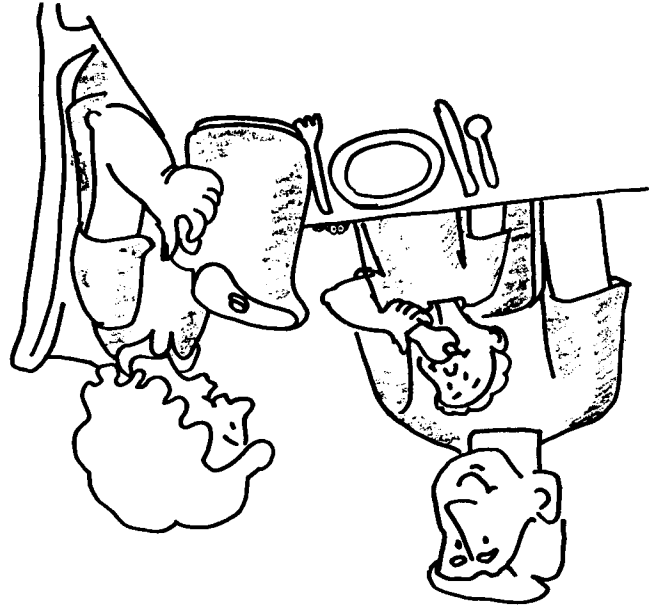
3.

Jesus told a story about a king who forgave his servant who owed him money.



2.

God wants His children to depend on Him as a child depends on his parents.



Jesus tells us that if we will not forgive other people who hurt us, it shows we have proud hearts.

4.

MAT10ECGF16



Matthew 18:4, Memory Verse Song
(tune: "Row, Row, Row Your Boat")

Whoever hu-umbles, himself like this child
is the greatest in the kingdom.
Matthew eighteen, four.

1.

Preschool Page for Parents

Extended Bible School Training in the Home

November 11, 2001
Matthew Chapters 18-20



This is what I learned today!

Jesus' disciples wondered who would be the greatest in the kingdom of heaven. Jesus answered them by saying their hearts would need to be changed to become like a little child's. They would need to be humble and dependent on God just as a child is dependent on his parents. Jesus told a story about two servants. One servant was forgiven for not paying the money he owed to the king. But he refused to forgive a fellow servant who owed him money. He was punished by the king for not being thankful and for not forgiving his fellow servant. Jesus wants us to know that only humble, forgiving people can enter the kingdom of heaven.

Today's Memory Verse

**Whoever humbles himself
like this child is the greatest
in the kingdom of heaven.
Matthew 18:4**

Forgiving King Role Play



Designate one child to be a king (with a hat for a crown) who says to another child (his servant), "Pay me the money!" The second child falls down on his knees and begs, "Please forgive me." The king says, "I forgive you." They hug each other.

The servant turns to a third child (or parent) and says, "Pay me the money!" When the third child (servant) begs, "Please forgive me," the unforgiving servant says, "No! Go to jail."

When the "king" hears (hand cupped behind ear), he says to the unforgiving servant, "You must go to jail!" Explain to your children that if we won't forgive other people when they hurt us, it shows we have proud hearts.

Matthew 18:4, Memory Verse Song
(tune: "Row, Row, Row Your Boat")

**Whoever hu-umbles, himself like this child
is the greatest in the kingdom.
Matthew eighteen, four.**

* For tunes to songs, ask about the preschool tape.



Whoever humbles himself like this child is the greatest
in the kingdom of heaven. Matthew 18:4