



Materials I Need:

Legend:



= Option 1, Appropriate for 1st – 2nd Grade

= Option 2, Appropriate for 3rd – 6th Grade

Memory Work:

“Therefore, whoever humbles himself like this child is the greatest in the kingdom of heaven.”
Matthew 18:4 (NIV)

Suggested Thematic Tracks:

① God's Grace

HOOK: Last Is First (*Games*)
The Murderer and the Missionary (*Discussion*).
Count to 70 (*Activity*)
What Makes You Angry? (*Discussion*)

BOOK: Last Fed First (*Snack*)

LOOK: Parable of Forgiveness (*Booklet*)
Missing Sheep (*Card Game*)
All Receive the Same (*Skit*)

TOOK: Forgiveness Stickers (*Craft/Take-Home Sheet*)
Savor the Savior (*Take-Home Bible Study*)
Check Your Heart Daily (*Daily Journal*)

② Child-Like Faith

HOOK: Bring in a Baby (*Activity*)
All Grown-Ups Were Children Once, Too (*Discussion/Activity*)
Home Alone (*Discussion*)

LOOK: Childlike or Childish (*Worksheet*)
Faith (*Acrostic/Discussion*)
The Camel Through the Needle (*Activity*)

TOOK: Bee Humble (*Craft/Discussion*)
Thanks, Mom and Dad (*Craft*)

③ Citizens of the Kingdom


HOOK: What Makes a Citizen? (*Object Lesson/Discussion*)
A Passport to God's Kingdom Pictures (*Activity*)

LOOK: Citizens of God's Kingdom (*Activity*)

TOOK: A Passport to God's Kingdom (*Craft/Activity*)


➤ **Complementary Activities**

Hook:

 ① **Last Is First (Games).** 🐜, 🦋 Set up an activity such as a beanbag toss, ring toss or bowling game, where the students will need to wait in line to take their turns. Tell the students that they will each get a turn. Have them line up and wait to see how much pushing and shoving occurs for the first spot. As you begin the activity, choose the student at the back of the line to take the first turn. Observe the looks on the students' faces at the front of the line. Choose the next player from the end of the line and continue until each student has had a turn. If the students are too old for a beanbag toss, try different variations of this idea, such as:


1. Put them to work as they enter the classroom. Have them wash the tables and windows, vacuum the floor, wash the chairs and whiteboards. Tell the students who arrive first that you will pay them a dime for the work they do. Wait until the last student arrives and line them all up. Give each student a dime.
2. Play a dice game where you tell them that the winner will get a prize. Allow the students to have several turns at rolling the dice. Keep track of the numbers separately for each student as you roll. Add up the score and award the prize to the student with the lowest number of points. Watch the reaction and then give the same prize to all the other students.
3. Invite several students to participate in a jumping contest. Tell them that they will be rewarded for jumping non-stop for three minutes. After about a minute, invite a couple of students to begin jumping. Wait another minute and ask for a few more jumpers. At the end of the three minutes tell them all to stop and reward them equally for their hard work. Ask the participants if they were rewarded fairly.


Explain to the students that today they will hear another parable told by Jesus to His disciples about the last being able to go first.


 ① **The Murderer and the Missionary (Discussion).** 🦋 Bring in newspaper articles and pictures of people, some of whom the students will recognize. Compare and contrast the lifestyles of sinful people (i.e., murderers, drug dealers, bank robbers, gang members, terrorists, etc.) to those whose lives appear to be flawless (pastors, Bible school teachers, evangelists, missionaries, etc.). If you prefer the more dramatic presentation, ask your fellow teachers to dress up like these different people, actually talking to the class about their lifestyles. Now tell the students that anyone who accepts Christ as his or her Savior and Lord will gain entrance into God's kingdom. Ask the students:

1. If someone becomes a Christian as a young child, serves as a missionary, and becomes a pastor, does that give him or her any special privileges to enter the kingdom of God with a higher status than someone else?
2. Does it allow him or her to reside at a higher level within the kingdom than a murderer?
3. Does God show favoritism to anyone who professes faith in Him?
4. What would happen to someone who professed Christ as Savior just before he or she were served with a death penalty?

Tell the students that this morning they will hear Christ explain this very thing to His disciples.

 ① **Count to 70 (Activity).** 🐜, 🦋 Bring in 70 pennies or M&Ms and have the students count them out aloud. Ask the older students how many we would have if we had 70×7 !! Wow, that's a lot! Explain that they will learn what Jesus says about forgiveness this morning and hear more about this number 490.

 ② **Bring in a Baby (Activity).** 🐜, 🦋 Depending upon the age of the students, you can bring in a real newborn or simply let them play with baby dolls. Bring in clothes, bottles, car seats, diapers, blankets, etc., to use as you talk with the students about how helpless little babies are. Explain that children depend upon their parents to take care of them. As they grow, they must depend upon their parents for everything. This child-like dependence, trust, and humility that babies and young children have before their parents or caregivers is the same humility Jesus tells His disciples is the characteristic of a citizen of the kingdom.

 ② **All Grown-Ups Were Children Once, Too (Discussion/Activity).** 🐜, 🦋 Compare and contrast the differences between adults and children. Use the whiteboard to list the characteristics given to you by the students. Lead them in a discussion about how children depend upon grown-ups for almost

everything.

① **What Makes You Angry? (Discussion).** 🐜, 🦋 Discuss with the students things that happen to us that make us mad. Ask them the following questions:

1. What one time were you the most mad? (We have all been in situations that were not fair, we felt cheated, someone hurt us, or we've missed out.)
2. What usually is your response when you have been wronged?
3. Are you quick to forgive?
4. What happens if this situation is repeated?
5. Can you bring yourselves to forgive more than once?

Explain to the students that they will learn this morning what our response is to be when we feel that we have somehow been short-changed. All we have to do is look to the Lord as a role model and we'll have the answer. His forgiveness is limitless, so ours should be, also.

② **Home Alone (Discussion).** 🐜, 🦋 Ask the students what they would do if they had to stay by themselves for a whole week! Talk about how difficult it would be for a child to live without any help from an adult for an entire week. Or what if the students arrived to class and there were no teachers, and they had to teach the lesson this morning? Talk with the students about the typical activities and schedules they have each day and how these might be impacted without their parents or the other adults in their lives to help them. Explain that children depend greatly upon their parents to care for them and provide for their needs. They trust them and should be humbled as they understand how much they depend upon them. They will learn this morning how Jesus used this child-like faith as an illustration of a citizen of the kingdom of heaven.

③ **What Makes a Citizen? (Object Lesson/Discussion).** 🐜, 🦋 You may want to bring in a world map and different articles from various countries around the world. If you have a passport (or a copy), bring that in as well. Ask the students if they know what a "citizen" is. Explain that a citizen is a person who has all the rights and privileges of his or her home country. Ask them if they know what it takes to become a citizen of our country, U.S.A. A person becomes a citizen of the United States after he or she has acknowledged the responsibilities for becoming a U.S. citizen and then taking an oath of allegiance. Once a citizen, that person is provided the protection and privileges of citizenship in the U.S. In today's Bible Adventure, they are going to see what it means to become a citizen of God's kingdom. Jesus taught about this in Matthew 18-20.

③ **A Passport to God's Kingdom Pictures (Activity).** 🐜, 🦋 In preparation for the TOOK craft "A Passport to God's Kingdom," take a Polaroid picture of the students (four per picture) and have these cut out to look like a passport photo.



Book:

Presentation Ideas –

① **Last Fed First (Snack).** 🐜, 🦋 Line the students up to receive their snack or cookie. Serve those at the rear of the line first.

Jesus Welcomes a Child (Illustration/Coloring Page). 🐜, 🦋 Matthew 18:1-6, **MAT10.GF1.**

The Shepherd Rejoices for Finding His Lost Sheep (Illustration/Coloring Page). 🐜, 🦋 Matthew 18:12-14, **MAT10.GF2.**

Bible Adventure for 1st – 6th Grades -

Jesus spent a great deal of time training His disciples to be citizens of the kingdom of heaven. However, they (like us) didn't always understand things the first time, so Jesus often used word pictures and parables to make His point unmistakably clear. They would ask Jesus seemingly simple questions and did not expect the profound and life-changing answers they received. Such was the case in Matthew chapters 18-20.

The disciples were talking amongst themselves and feeling just a little too self-important. They approached Jesus and asked, "Who is the greatest in the kingdom of heaven?" (They most likely were hoping and expecting Him to say that they were because, after all, they were His disciples!) However, Jesus shocked them by inviting a little child to come to Him as a picture of the truth He was about to share. He then said, "Whoever humbles himself like this child is the greatest in the kingdom of heaven" (18:4). In other words, Jesus taught that humble, child-like faith is what is honored by God and should characterize each of His citizens. He went on to explain that someone who is truly humble before the Lord will not only have childlike faith but will also be concerned about the welfare of others, not just his or her own selfish concerns. He illustrated this point by telling the story of a shepherd who had a hundred sheep in his fold, but one day found that one of them was missing. He left his flock and searched for his lost sheep. What he cared for more than anything else at that point was the welfare of his wayward lamb. How he rejoiced when the lost sheep was found! This is to be the attitude of a kingdom citizen: looking out for others instead of trying to be powerful and important.

Peter then asked a second question: "Lord, how many times shall I forgive my brother when he sins against me? Up to seven times?" (18:21). Again, Peter was feeling a little proud when he asked this question because Jewish custom taught that you only needed to forgive a person up to three times. Saying that he would forgive up to seven times made him feel pretty important. Jesus again shocked His disciples with His response. He told them, "I tell you, not seven times, but seventy times seven" (18:22). That was a total of 490 times! But the point Jesus was making had nothing to do with a certain number, but rather with the fact that citizens of His kingdom should never stop forgiving! Jesus proceeded to tell a parable to further drive home this truth.

A king wanted to collect money from those who owed it to him, so he called in a man who owed him a huge amount of money. The man begged for mercy on behalf of himself and his family because he could never even begin to pay back all that he owed. When the king saw this man's sorrow, he felt compassion for him and forgave him the entire debt that equaled over 10 million dollars! But what did the forgiven man turn around and do? He went out and found a man who owed him a much smaller amount of money and demanded that this person pay him back. He even grabbed him by the neck and choked him! When the man begged for mercy and promised to pay later, the first man threw him in jail! The king got wind of this and was very upset. He called in the wicked man and reminded him that he had forgiven a debt far greater than the one he was unwilling to forgive. Therefore, the king had the man thrown into prison to be tortured until the debt was repaid. Jesus ended His parable with this somber warning: "My heavenly Father will treat each of you unless you forgive your brother from your heart."

Jesus was powerfully teaching Peter and the other disciples what it means to be a citizen of the kingdom of heaven. Since God has forgiven us of so much, should we not also be willing to turn around and forgive others who have hurt and offended us?

After these incredible lessons, Jesus moved on to Galilee and encountered a rich young man who wanted to know how a person could enter the kingdom of heaven. He asked, "Teacher, what good thing must I do to get eternal life?" (19:16). Jesus knew this young man's heart and challenged him to see whether or not he was truly humble before God. Jesus responded by telling him that he needed to keep the commandments of the law. Instead of seeing his sinfulness, the young man proudly replied that he had kept all the commands of the law. Jesus then addressed what was the most important thing in the world to this young man—his riches! He told him, "If you want to be perfect, go, sell your possessions and give to the poor, and you will have treasure in heaven. Then come, follow me." (19:21). Jesus wanted to see if this young man was really willing to give up everything to be saved. But the rich young man sadly walked away because he had so much wealth and was unwilling to release it for the sake of his soul.

The point Jesus made with this rich young man was that a person needs to be humble in order to enter into His kingdom. This humility can be seen when a person recognizes his or her sinfulness before a holy God! If that person cannot see the fact that he or she is a hopeless, lost sinner, he will never be able to enter into God's kingdom. The requirement for entrance into the kingdom is humility and a willingness to surrender everything for God, something the rich young ruler refused to do.

Peter then asked another question: "We have left everything to follow you! What then will there be for us?" (19:27). Peter was wondering what reward would await him and the other disciples since they had left their

families and everything in order to follow after Christ. Jesus responded with another parable, this time of a landowner and several day-laborers.

The landowner had a vineyard that had to be harvested all in one day. Very early in the morning he hired workers and agreed to pay them a full day's wages. Throughout the day, he realized that he needed more workers, so he hired more at 9 a.m., noon, 3 p.m., and 5 p.m. Those hired at the end of the day obviously worked fewer hours than those hired early in the morning, but the landowner agreed to pay all of them a full day's wages, regardless of the number of hours they actually worked. Those hired first complained that it wasn't fair. However, the landowner reminded them that they all had agreed to work for a full day's wages. If he chose to be generous to those hired at the end of the day, it was his business because he was the landowner and could choose to be generous to whomever he wanted.

What point was Jesus making in this parable? All who enter the kingdom of heaven will do so because of God's generous grace and mercy. It has nothing to do with the amount of good works they have done. Jesus wanted Peter to know that he and the disciples would experience all the glorious benefits of heaven, but so would every citizen of the kingdom, whether they had been a Christian for many years or just a few.

How can we apply these incredible teachings to our own lives? Since we have received God's unending mercy and He has forgiven us our immeasurable debt of sin, our lives should be marked by the humble dependence of little children. Little kids need their parents to help them and provide for them. This should be the attitude of God's children, as well. One of the ways in which this humility is expressed is the willingness to forgive others who have wronged or hurt us. Since we have been forgiven by God's mercy, we should extend that mercy to others.

Don't be like the rich young ruler who failed to understand that he first needed to humble his heart before a holy God if he ever expected to enter into His kingdom. Because he did not recognize the fact that he was a wicked sinner, he failed to enter in. Humility on the part of true Christians will be shown in their acknowledgment of personal sin and a willingness to sacrifice everything for the sake of Christ.

Lastly, don't forget that all who become citizens of the kingdom of heaven do so because of God's generous grace and mercy alone. It has nothing to do with how long they've been a believer or the amount of work they have done. All citizens will enjoy the wonderful blessings of heaven.

Aim Questions

1. **Whom did Jesus say a person needed to be like if he or she wanted to enter God's kingdom?** *(Little children.)*
2. **How many times did Jesus say we are to forgive others?** *(70 times 7 = 490 times or a never-ending number of times.)*
3. **What did the rich young ruler fail to see about himself in order to become a citizen of God's kingdom?** *(He failed to see that he was a sinner in need of forgiveness.)*
4. **Why did the landowner, in Jesus' second parable, do what he did in giving everyone the same amount of money, even though they each worked different hours?** *(He wanted to show that he was gracious to whom he chose.)*
5. **If Jesus spoke of little children being an example of what it takes to enter into His kingdom, what qualities of a little child do you believe are important?** *(Humility, faith, dependence on God.)*
6. **Why is it hard to forgive others who have hurt you?**
7. **What do you believe it takes to become a citizen of God's kingdom?** *(Humility before God, seeing our sin for what it really is, and willingness to give up everything for Christ.)*



Look:



➤ **Lost Letters (Worksheet).** 🐛, 🦋 Have the students complete the memory verse, Matthew 18:4, by writing in the missing vowels, **MAT10.GF3**.



① **Parable of Forgiveness (Booklet).** 🐛, 🦋 This booklet reviews the parable of the unmerciful servant. Each student will need:

MAT10.GF4

crayons or markers

glue

Have the students complete their parable booklet by following the directions below:

1. Color the pictures on the page.
2. Fold the page into fourths, making sure the cover is on the outside.

Read the poem to the students and see if they can then repeat it to each other. Talk about God's mercy and His instructions to us to forgive others as He has forgiven us. We are to extend mercy to others as He has been merciful to us. Use the following verses as references for your discussion: Luke 6:37, Ephesians 1:6, Hebrews 9:22, Matthew 6:14, Mark 2:7.



① **Missing Sheep (Card Game).** 🐛, 🦋 Copy **MAT10.GF5 Pgs. 1 & 2** onto cardstock and cut apart. Have enough sets for each table leader. Have each table leader follow the instructions below:

1. Show each card to the students and use the sheep's name and some imaginary trait of that sheep, i.e., "Doris loves to eat tulips" or "Dolly is very old."
2. After showing all the cards, remove one card from the deck without the students knowing which card.
3. Lay all the cards on the table and challenge the students to find the missing sheep. (Use fewer sheep cards for younger students.)

As you play this game with the students, talk about how God does not desire for any of His children (believers) to go astray and stumble into sin. Ask them the following questions:

1. How would a shepherd feel if he lost one of his sheep?
2. How would you feel if one of your brothers or sisters got lost and you couldn't find him or her?
3. What does it take to bring a wandering sheep back to the fold?
4. Talk about our need to forgive those who have sinned and fallen away.



① **All Receive the Same (Skit).** 🐛, 🦋 Perform the Parable of the Landowner as a skit using as many students who wish to participate. Ask the following questions at the conclusion of the skit:


1. How much money did the workers agree to work for?
2. How much money did all of the workers make?
3. Why were the workers who had worked longer grumbling?
4. Why did the landowner give the same wage to all workers?
5. Who does the landowner in the parable represent?
6. Do you think it was fair to pay all workers the same wage?





② **Childlike or Childish (Worksheet).** 🐛, 🦋 Have the students complete **MAT10.GF6** by circling the examples that are childish and putting a square around the things that are childlike. Discuss with them as they work on this when the disciples came to Jesus and asked, "Who is the greatest in the kingdom of heaven?" (Matthew 18:1). They were being childish and self-centered. We are not to be childish like the disciples--arguing over petty issues but, rather, childlike, with humble and sincere hearts. Use Matthew 18:3, 4 to reference your discussion.





② **Faith (Acrostic/Discussion).** 🦋 Use the word FAITH to discuss what has been learned from this morning's Bible Adventure. Encourage the students to work individually or in groups of three or four and see what they each come up with. Then have them share with the whole group. Put their suggestions on the board. For instance: F = forgiveness, friendship, fantastic feeling, father. A = adoration, attitude of humility. I = intensive love for God, interest in others. T = true saving grace, thankfulness. H = humility, honoring God, helping others.

 ③ **Citizens of God's Kingdom (Activity).** 🍌, 🦋 Write on the board the 12 different "requirements" for entrance into God's kingdom from **MAT10.GF13 Pg.3**. Using the Scripture passage from today's study, ask the students if they believe that a person can enter into God's kingdom based upon each of the 12 answers. Have them stand up if they want to answer "yes" and talk about why the answer is right or wrong.

 ② **The Camel Through the Needle (Activity).** 🍌, 🦋 Use this idea to review the qualities or characteristics of humility. Those who are humble will gain access into the kingdom. Those who are not will not fit through the gate. Recap the parable of the rich young ruler. Now demonstrate this lesson by doing the following: Set up some sort of narrow passage that the teacher must move through. This can be as simple as two tables lying on their sides to a pair of screens or a large box decorated with a slit in the middle to proceed through. Before class, put on a t-shirt or wear a sign underneath several layers of clothes or stuffing which can be removed. On this shirt or sign, write the word "humility." Then cover yourself with layers of additional clothes or pin additional signs all over your body. Demonstrate the fact that while you are wearing all of these layers or signs, you cannot pass through the narrow opening. Each layer of clothes or sign represents qualities which must be taken away to reveal our humility. These would be things such as selfish desires, sinful attitudes, pride, hunger for power or recognition, feelings of superiority, self-centered actions, etc. If you have time to prepare this demonstration before class, select Bible verses for the students to look up before you remove these layers. One by one, the layers or signs are removed and now you can enter through the narrow passage. The rich young ruler had everything important to the world and was not willing to give it all up to follow Christ. Explain that when we commit our lives to the Lord, He becomes what is most important. This attitude of humility is characteristic of a citizen of the kingdom.

 ➤ **Aim Questions (Worksheet).** 🍌 Have the students answer the Aim Questions about today's Bible Adventure, **MAT10.GF7**.

 ➤ **Passage Review Questions (Worksheet).** 🍌, 🦋 This booklet contains many questions from the Scripture passage covered in today's lesson. Students may work on them in class and complete them during the week at home, **MAT10.GF8**.


 ➤ **Matthew 18:4 (Memory Verse Song).** 🍌 Words and music for today's memory verse are available upon request from Children's Ministry.



Took:

 ① **Forgiveness Stickers (Craft/Take-Home Sheet).** 🍌, 🦋 Each student will need:
MAT10.GF9 copied onto Avery labels #5160
crayons or markers

Review with the students what they learned this morning about forgiveness. Explain that in our humility before the Lord for His forgiveness of our sins, we are to forgive as we have been forgiven. Have the students color the sheet of forgiveness stickers (1 sheet per student) and send these home to be used by each family throughout the coming week. Explain to the parents as they arrive to pick up their student that these stickers are to be given to each other as they express their forgiveness to one other. If the student has been arguing with his or her siblings, but expresses sorrow for doing so, the parent can give a forgiveness sticker to him or her. Explain also that, if the student goes through the entire sheet in less than the week, the parents may want to do a special study about loving your neighbors.

 ② **Thanks, Mom and Dad (Craft).** 🍌, 🦋 Direct the students to make a "Thank You" card for their parents, thanking them for all that they do for them. Encourage them to write down specific things that their parents have done for them and how the faith and trust they place in them is the same kind of humility that we are to have before God.


 ① **Savor the Savior (Take-Home Bible Study).** 🐝, 🦋 Each student will need:

MAT10.GF10 Pgs. 1 & 2 duplex-copied onto white paper

Encourage the students this week to ponder God's grace and mercy extended to each of His children.

Explain the booklet, **MAT10.GF10**, which is divided into different sections:

1. Use section one as a reference for verses applying to God's forgiveness, mercy, and grace.
2. In section two, record your gratitude for His lovingkindness and forgiveness for your shortcomings.
3. Section three can be used to write ways that we can concentrate on extending that same forgiveness and mercy He bestows upon us to those around us during the week.

 ① **Check Your Heart Daily (Daily Journal).** 🐝, 🦋 Explain that we can show our love for God by being humble before others. Tell the students to use this chart, **MAT10.GF11**, to keep themselves accountable this week. Discuss that, when we have humble hearts, putting others before ourselves with an attitude of serving, we are honoring God. Challenge them to keep track and check each day off inside each heart.

 ② **Bee Humble (Craft/Discussion).** 🐝, 🦋 Review what it means to be humble. Talk about ways we can show our humility this next week. We are to be humble and serve the Lord with all that we do. Christ is our example of what a servant is to be. Look up Matthew 20:28 and Luke 22:26-27. Discuss with the students the following points:

1. How can we demonstrate our love for Jesus?
2. Can we be humble before God if we don't recognize our sinfulness?
3. What are some ways we can serve the King this next week?

Use **MAT10.GF12**. Have them color and cut out two "service stickers" per student. Take double stick tape and secure these disks to the backsides of the students' hands as they leave with their parents. These stickers can be a reminder to serve Christ this week with humility. (If you prefer, these disks can be incorporated into an armband instead of the hand stickers.) Have the students explain in their own words, based on what they learned today, what they think it means to be humble.

 ③ **A Passport to God's Kingdom (Craft/Activity).** 🐝, 🦋 Each student will need:

MAT10.GF13 Pg.1 copied onto light-colored or white cardstock

copy of **MAT10.GF13 Pgs. 2 & 3**

crayons or markers

scissors

glue

1. Have the students color the cover **MAT10.GF13 Pg. 1**.
2. Paste **MAT10.GF13 Pg. 2** to the backside of the cover and fold in the center.
3. Ask the students to cut out only the requirements **MAT10.GF13 Pg. 3** that Jesus gave in today's Bible lesson (there will be others on the sheet that are human works).
4. Make sure to help them at their tables and explain to them further what the lesson was about.
5. Have them paste those requirements into God's kingdom into their passports.
6. If you can bring in a Polaroid camera, take pictures of each of the students (four students per Polaroid) for their "passport pictures."
7. After they are finished making their passports, pretend to have each of the students enter into God's kingdom.
8. Have one of the teachers standing guard at the entrance to make sure that only those who have met God's kingdom requirements are allowed in.

 ➤ **Memory Verse Puzzle (Craft).** 🐝, 🦋 Each student will need:

MAT10.GF14 Pgs. 1 & 2

scissors


glue

Have the students cut out the puzzle pieces from **MAT10.GF14 Pg. 1** and arrange them in proper order in the boxes on **MAT10.GF14 Pg. 2** with the memory verse (Matthew 18:4) to solve the picture puzzle. Have them paste the pieces in place.

Jesus Welcomes a Child



The Shepherd Rejoices for Finding His Lost Sheep



LOST LETTERS

TODAY'S VERSE LOST ALL OF ITS VOWELS. WE FOUND THEM, BUT WE NEED YOUR HELP IN RETURNING THEM TO THEIR PLACES.

(Hint: Cross out the vowels as you use them.)

| |
|---|
| A |
| A |
| A |
| |
| |
| 3 |

| |
|---------|
| E E E E |
| E E E E |
| E E E E |
| E E E |
| |
| 15 |

| |
|-----|
| I I |
| I I |
| I I |
| I |
| |
| 7 |

| |
|---|
| O |
| O |
| O |
| O |
| |
| 4 |

| |
|---|
| U |
| |
| |
| |
| |
| 1 |

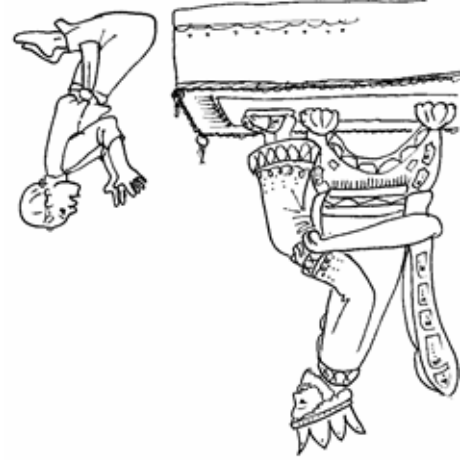
Th__r__f__r__, wh__ __v__r
h__mbl__s h__ms__lf l__k__
th__s ch__ld __s th__
gr__ __t__st __n th__
k__ngd__m __f h__ __v__n.

M__tth__w 18:4

The greedy servant was owed a bit by another,
And demanded he be paid back right then.
The king heard and was mad, saying,
"One way or another,
You'll pay me back, because you owe me again."



The servant cried, "King, I cannot pay,
This debt's more than I'll ever own."
The king took pity on him that day,
And forgave him his debt from his throne.




In pity and love, our Father above,
When I ask Him, forgives all my debts.
He asks me to obey
And forgive others each day,
For He not only forgives but forgets.

Parable of Forgiveness

Missing Sheep Card Game

Cut out all the sheep cards (21) and put them into a deck. Show each card to the students and use the sheep's name and some imaginary trait of that sheep (i.e., "Doris loves to eat tulips" or "Dolly is very old"). After showing all the cards, remove one card from the deck without the students' knowing which card. Put all the cards out on a table and challenge the students to find the missing sheep. For younger students, use fewer sheep cards.




DORIS




DOLLY



DON




EVERETT



ELVIN



ENOS




FAYE




FRAN



FRED




GARY




GRUMP



GRACE




HANS




HARRY



HENERITTA




JANICE




JACK



JERRY



KELSEY



KAREN



CHRISTI

CHILDLIKE OR CHILDISH

When the disciples came to Jesus and asked, “Who is the greatest in the kingdom of heaven?”, they were being *childish* and self-centered. We are not to be *childish* like the disciples, arguing over petty issues, but rather *childlike*, with humble and sincere hearts. Matthew 18:3,4 says, “*And He said ‘I tell you the truth, unless you change and become like little children, you will never enter the kingdom of heaven. Therefore, whoever humbles himself like this child is the greatest in the kingdom of heaven.’*”

Directions: Look at the examples below and circle the things that are childish. Put a square around the things that are childlike.

KNOCKING OVER A
GLASS OF MILK

**ALWAYS WANTING TO
BE FIRST IN LINE**

**CARING FOR AND SHOWING
CONCERN FOR A FRIEND WHO
IS HURT**

PICKING FLOWERS
FOR YOUR MOTHER

GIVING YOUR COOKIE
TO A FRIEND

WRITING ON
THE WALLS

LETTING YOUR
FRIEND PICK THE
GAME TO PLAY

TAKING THE BIGGEST
PIECE OF CAKE WITH
THE MOST FROSTING

**RUNNING ACROSS THE STREET
WITHOUT LOOKING BOTH WAYS**

**COVERING UP YOUR
PUPPY WITH A WARM
BLANKET TO KEEP IT
WARM**

NOT SHARING YOUR TOYS


**HELPING A FRIEND
UP WHEN HE OR SHE
FALLS DOWN**

Aim Questions

Answer the following questions about today's Bible Adventure.

1. Whom did Jesus say a person needed to be like if he or she wanted to enter God's kingdom?
2. How many times did Jesus say we are to forgive others?
3. What did the rich young ruler fail to see about himself in order to become a citizen of God's kingdom?
4. Why did the landowner, in Jesus' second parable, do what he did in giving everyone the same amount of money, even though they each worked different hours?
5. If Jesus spoke of little children as being an example of what it takes to enter into His kingdom, what qualities of a little child do you believe are important?
6. Why is it hard to forgive others who have hurt you?
7. What do you believe it takes to become a citizen of God's kingdom?

*God wants us to be like little children to enter His kingdom.
We need to be humble, have faith, and depend on God.*



*"Therefore, whoever humbles himself like this child is the greatest in the kingdom of heaven."
Matthew 18:4*

What did James and John's mother ask of Jesus? (20:20-21)

What was Jesus' response? (20:22-23)

Who did Jesus say would become great in the Kingdom of God?
(20:25-28)

Passage Review Questions

Matthew 18-20

Who is the greatest in the kingdom of heaven? (18:1-4)

If there are pleasures or activities in this world that take your eyes off God, what should you do? (18:8-9)

What is God's desire for Christians who are being disobedient?
(18:12-14)

As Christians, what should we do when we see a brother/sister in sin? (18:15)

In verse 16, we see that we need to take two or more witnesses to confront a believer. What does God promise concerning confronting a brother or sister in love? (18:19-20)

How often should we forgive one another? (18:21-22)

To whom can the kingdom of heaven be compared? (18:23)

After reading 18:23-32, what is the message that Jesus is trying to get across? (18:33-35)

Who came to test Jesus? (19:3)

What did the Pharisees want to know from Jesus? (19:3)

What was Jesus' response to them? (19:4-9)

What was the disciples' response to the children who wanted to be blessed by Jesus? (19:13)

How did Jesus respond to the disciples? (19:14)

What did the rich young ruler want from Jesus? (19:16)

What did Jesus say that the young man needed to do in order to follow Jesus? (19:21)

How did the rich young man respond to this? (19:22)

Was Jesus saying that all rich people could not go to heaven? (19:26)

What can we expect if we leave the world behind in order to follow Jesus? (19:27-30)

Did all of the workers in the vineyard begin working at the same time? (20:1-7)

Did all of the workers get paid the same wage? (20:8-10)

How did the workers who worked longer respond to the generous landowner? (20:11-12)

What was the landowner's response to these complaints? (20:13-16)

What did Jesus say was going to happen to the Son of Man? (20:17-19)

