

Materials I Need:

Key for symbols:

- This symbol represents ideas that can be used for two-year-olds through kindergarten. Please remember to slow way down for two-year-olds and keep the pace moving for five-year-olds.
- ② This symbol represents ideas that can be used for two- and three-year-olds.
- ④ This symbol represents ideas that are best used for four-year-olds through kindergarten.

Memory Verse:

Matthew 16:16: You are the Christ, the Son of the living God.

Hook:

- Teacher Tip:** Pray for the children in your class throughout the week. Use a class attendance sheet, or pray as the Lord brings individual class members to your mind. If possible, pray with your co-leaders before each class begins.
- John the Baptist Review:** Provide books and pictures of John the Baptist. (The second lesson in Matthew has some pictures of John the Baptist.) Read and review facts about John. The children can be told that John the Baptist had been killed by the mean King Herod. He was angry at John for telling him about his sin (the wrong things he was doing). "In today's Bible Adventure, some people thought that Jesus was John the Baptist who had come back from the dead."
- A High Mountain Center: (MAT09ECGF4)** Materials needed: Colored cardstock strips (1/2" wide and in lengths from 6"-18"), paper plates or styrofoam tray, tape, picture of Jesus, markers. Choose different length strips to tape to the plates or tray to form arches. This will be a range of mountains. A random over-and-under pattern can be used and some arches may be twisted as they're attached. Make one arch the highest to represent a high mountain. Tape Jesus on the highest point. "In today's Bible Adventure, Jesus takes His disciples up on a high mountain. They learned something very important about Jesus on that high mountain. Which one of your arches represents the highest mountain? Tape Jesus to that mountain."
- Block Center:** Use large blocks to build a mountain. Talk about how the base of the mountain needs to be wide and how it can build to a narrow top. "How high can you build a mountain? In today's Bible Adventure, Jesus takes His disciples up on a high mountain."
- Wide-eyed Disciples Center: (MAT09ECGF5)** Provide a GF5 picture for each child, a supply of squiggle eyes, glue, and crayons. Have the children glue the eyes to Peter, James, and John and finish by coloring the picture. "In today's Bible Adventure, Jesus did something that caused the disciples' eyes to get very big."
- Can Clouds Talk? Center:** Bring in a loosely-stuffed, white pillow, six feet (or more) of clear plastic tubing, and a small funnel to fit snugly into the tubing at one end. Place the end of the tube without the funnel into the fluffy pillow and suggest it could be a cloud. Have a child stand by the pillow while another child goes six feet (or more) away and talks into the tube. Did the child at the pillow hear what was said? Repeat. Have the children change places. "In today's Bible Adventure, a voice comes from a bright, white cloud. Is it normal for a pillow or a cloud to talk? Whose voice do you think will come from a cloud in today's Bible Adventure?" Be sure the children do not put the tube to

their ears while others talk or shout into the tube. Have the children listen through the pillow by putting their ears close to the pillow.

Peter's Fighting Arms: (MAT09ECGF1 and MAT09ECGF6) Materials needed: The GF1 picture, crayons, GF6 arm to slide through the slit in the picture. The arms should be able to move back and forth as if Peter were holding his arms up to fight. The children will learn how Peter wanted to fight to keep Jesus from being hurt. Peter was not listening to what Jesus had said was best for Him. We must remember that God knows what is best for us always. We must pray to follow what God has for us in our lives and not what we think is better for us.

Counting Threes: Assist children in counting three days on the calendar, different groups of three people in the room, three pictures of boats as you review last week, three buttons, or three Bibles. "In the Bible Adventure today, listen for the number three. It is used at least two times (three disciples went with Jesus to the mountain; Jesus would come back to life after being dead three days)."

Earning Stickers: Ask the children to listen carefully today. If they hear you say, "Jesus is the One to follow," and they repeat it back to you, they receive a sticker on their clothing. The one with the most stickers at the end of the morning is the winner!

Picture Review: Place last week's pictures on the floor. Children take turns tossing a bean bag on a picture and telling what is happening in it.



Book:

Presentation Ideas -

Color and show the **MAT09ECGF1**, **MAT09ECGF2**, and **MAT09ECGF3** pictures as you tell the Bible Adventure.

Matthew Review Board: Using the board, "Seeking God's Kingdom," review the first eight pictures and add the ninth picture (**MAT09ECGF7**). Ask the children to watch and listen carefully to the story for the time when that picture is shown.

"Busy Hands" Finger Play: Have a co-leader read this poem while the children copy the teacher's actions. Start in a standing position.
Hands on shoulders, hands on knees,
Put them behind you, if you please.
Raise hands high up in the air,
Down at your sides, now touch your hair.
Hands at side now you may place,
Touch your elbows, now your face.
Raise hands high up as before,
Now sit down, hands folded once more.
Eyes to the front, feet on the floor.

Bible Adventure for 2's & 3's-

(Show the review MAT08ECGF4 picture.) Peter had tried to walk on the water to meet Jesus. When he kept his eyes on Jesus, he stayed on top of the water. When he took his eyes off Jesus, he began to sink into the water.

Who was this man called Jesus? Jesus asked His disciples, "Who do people say I am?" His disciples answered, "Some people think You are John the Baptist who has come back from the dead. Other people say, 'You are a prophet.'"

(Show the review MAT05ECGF3 picture.) Jesus looked at His disciples and asked them, "Who do you say that I am?" *(Look at the children and point to them.)* It became very quiet. Peter remembered how the wind and waves had obeyed Jesus. He remembered how Jesus healed the sick and fed the crowds of people with five loaves of bread. Peter said, "You are the Christ, the Son of the living God."

Jesus looked at Peter and said, "You are right, Peter. I am the Christ from God. Only God could let you know who I am. God has invited you to be in My kingdom."

(Show the MAT09ECGF2 picture.) Jesus took His disciples James, John, and Peter up on a high mountain. There, on the mountain, Jesus began shining like the sun. His clothes became as white as the light, and His face shone as brightly as the sun. A bright cloud came over the disciples and a voice

spoke out of the cloud, saying, "This is My Son, whom I love. Listen to Him." The disciples were afraid and fell face down to the ground. It was a very, very special thing for God to speak to them from heaven.

Jesus knew His disciples were afraid and said, "Don't be afraid. Get up." Jesus was their Friend and loved them. Jesus was the caring Son of God.

Jesus knows we need His help to do what is right. If we keep listening to the Bible, and if we keep our eyes on Jesus and obey Him, Jesus will lead us in His wonderful, heavenly kingdom.

Prayer: Dear God, help me listen to You and do what is right. I want to be in Your kingdom. In Jesus' name I pray, amen.

Bible Adventure for 4's, 5's & K-

(Show the review MAT08ECGF4 picture.) Peter learned that when he kept his eyes on Jesus, he stayed on top of the water. When he took his eyes off Jesus, he began to sink under the water.

One day, when Jesus took His disciples walking to the region of Caesarea Philippi, He asked them, "Who do people say I am?" The disciples thought for a moment, and then said, "Some people think you are John the Baptist who has come back from the dead. Other people say you are the prophet Elijah or the prophet Jeremiah who have come back to life."

(Show the review MAT05ECGF3 picture.) Jesus looked at His disciples and asked them, "Who do you say that I am?" It became very quiet as the disciples thought about Jesus' question. Peter remembered how the wind and waves had obeyed Jesus. Peter remembered how Jesus healed the sick and fed the crowds of people with five loaves of bread. Peter said, "You are the Christ, the Son of the living God. You are the Holy One from God."

Jesus looked at Peter and said, "You are right, Peter. I am the Christ from God. You could not have figured that out by yourself. Only God could have let you know who I am. God has invited you to be in My kingdom church."

Then Jesus told the disciples something that made them very sad. Jesus said, "I am not the kind of king you are expecting. I will not sit on a throne in Jerusalem just yet. Soon, I will go to Jerusalem and die on a cross." Jesus was beginning to let the disciples know the plan that God had for Him on earth.

(Show the MAT09ECGF1 picture.) Peter always seemed to have a better idea than Jesus, so he said, "No, Jesus! I won't let anyone hurt You. I will fight for you!" Peter was saying "no" to Jesus. Oh, my! Was that obeying and following Jesus? No.

Jesus turned to Peter quickly and said, "Get behind Me, Peter. You are not thinking about God's plan, but your own plans. Don't try to stop God's plan for Me. My plan is not to fight. I must die for your sins and for the sins of everyone who follows Me. Then, after three days, I will come back to life. It is the only way for people to live with Me in My kingdom."

(Show the MAT09ECGF2 picture.) Jesus wanted to show His disciples that He was the Christ, the Son of the living God, so He took Peter, James, and John to a high mountain with Him. There, on the mountain, Jesus began shining like the sun. His clothes became as white as the light, and His face shone as brightly as the sun. The prophets Moses and Elijah were standing with Jesus, talking with Him.

The disciples' eyes got bigger and bigger at what they were seeing. Elijah and Moses, talking with Jesus, right before their eyes! Peter got excited, as usual, and said, "This is great for all of us to be here together like this. I have a good idea...let's make three little buildings: one for You, Jesus, one for Moses, and one for Elijah."

(Show the MAT09ECGF3 picture.) Even before Peter was finished speaking, a bright cloud came over them, and a voice spoke out of the cloud, saying, "This is My loved Son. Listen to Him." When the disciples heard God's voice, they fell to the ground with their faces low, and were afraid. It was a very, very special thing for God to speak from heaven. The disciples wondered what would happen to them.

Jesus knew that His disciples were afraid, so He came to them and touched them. Jesus said, "Don't be afraid. Get up." When the disciples looked up, they saw only Jesus. Moses and Elijah were gone. The disciples were not afraid anymore. Jesus was their Friend who loved them. Jesus was the caring Son of God.

To follow Jesus means to listen to His words in the Bible, and obey them. When you have a better idea than your parents or your teachers, like Peter often had, you need to stop and listen. You must stop trying to get your own, selfish way; instead you must obey. Then Jesus will give you His right attitudes and actions.

Prayer: Dear God, Thank You for showing Peter, James, and John how bright Your light is. Help me listen to You and to my parents instead of wanting my own, selfish way. In Jesus' name I pray, amen.

Aim Questions

Aim Questions for 2's & 3's:

1. **Who could heal the sick and feed the crowds of people with only five loaves of bread?** *(Jesus.)*
2. **Who said to Jesus, "You are the Christ, the Son of the living God"?** *(Peter.)*
3. **Who wants to be our Friend and have us live with Him in His heavenly kingdom?** *(Jesus.)*

Aim Questions for 4's & 5's:

1. **Who did Peter say Jesus was?** *(Say the memory verse.)*
2. **How did Jesus show Peter, James, and John who He was?** *(He showed them His bright, holy light while they were up on the mountain.)*
3. **What did Jesus say that we should do with our selfish ideas?** *(Listen to Jesus' words in the Bible, and obey.)*
4. **Did Peter listen to Jesus, or did He have his own, better ideas?** *(Peter always had his own ideas, but he changed his mind and listened to Jesus.)*



Look:

- Aim Questions:** Ask for volunteers to answer the questions. Before they answer, ask them to pretend to be a disciple and show the class what they would do in one of the following situations: 1) Jesus tells you He must die for your sins. 2) Jesus begins shining like the sun. 3) You hear God's voice coming from a cloud. 4) Jesus tells you that He wants you in His kingdom.
- Snack Suggestion:** Serve any choice of cookie or graham cracker but cover it with whipped cream. What does the whipped cream remind them of from today's Bible Adventure? (Bright cloud.)
- Marshmallow Treats Snack:** Materials needed: Marshmallows and little gummy people figures. The children can roll play with the marshmallows and little people. The people can be Jesus, the disciples, Moses, and Elijah. After they are finished, they can eat these for their snack today.
- Pictures on Table for Snack Discussion: (MAT09ECGF12 and MAT09ECGF13)** Place several pictures on the table, picture side down. One picture would be Jesus and the children and one would be a proud child. When they turn over a picture, if it is Jesus and the children, ask, "What can you do to be like this child and follow Jesus?" If it is the picture of a proud child, ask them ways they might have been selfish this week and what would have been a better thing to do.
- Snack Discussion for Older Children:** What does it mean to deny your self and follow Jesus? It means not always doing what you want and not always having what you want. It means obeying parents and listening to the Bible. Pray with the children for Jesus' help not to be selfish and want our own way.
- Transition Idea:** As the children move from one area to another, have them cup their hands behind their ears to make really good listeners. Who did God tell the disciples to listen to? (Jesus.)
- Memory Verse Review:** Say the memory verse with the children a couple of times. Ask the children to listen closely while only the teacher says the verse. At this time, the teacher can change the verse. If the teacher says the verse wrong, the children give her a "thumbs down." Always repeat the verse the right way after it was given incorrectly and include a "thumbs up" signal. Some suggestions for changing the verse are: You are John the Baptist, You are a prophet, You are the son of John the Baptist.
- Jesus Transfigured: (MAT09ECGF2)** Materials needed: The GF2 picture, crayons, glue stick, little wooden sticks or twigs, cotton ball, pieces of cloth, gold cord or braiding, shiny material, yarn. Glue the little wooden stick on Elijah's cane, the cotton ball on Moses' beard, material on the men's

clothing, yarn for hair and beards, shiny material for Jesus' transfiguration. In today's Bible Adventure, the children learned about Moses, Elijah, and Jesus on the mountain.

Jesus Pennants: (MAT09ECGF8) Color the letters spelling the name Jesus, and glue it onto a colored piece of construction paper cut in the shape of a pennant. Tape the edge of the pennant to a long straw. Let the children use their pennants for the "Following Jesus March."

Following Jesus Parade: March in a circle, carrying pennants, and singing the following words to the "Mullberry Bush" tune.
Following Jesus, Jesus, Jesus.
Following Jesus is the best to do.

Floating Clouds Game: Materials needed: Large cotton balls, straws, tarp. Place the tarp on the floor. Line four children up at the side of the tarp. When the teacher says "Go," have the children blow their little cotton ball clouds to the opposite side of the tarp. In today's Bible Adventure, the children learned about the transfiguration of Jesus on the mountain. When the cloud came down, God spoke and said, "This is My loved Son. Listen to Him." The disciples fell to the ground on their faces. Moses and Elijah were there, but as soon as the cloud lifted, they were gone. Jesus was kind to the disciples who were afraid. Sing "Go, Tell It on the Mountain."

Following Jesus Circle Game: The children stand in a circle with Bibles on the floor in the middle. (One less Bible than you have children can make it more exciting.) To the tune of "Ring Around the Rosie," sing and do the following words and actions:
Following Jesus.
Following Jesus.
Hear the Word.
Obey the Word.
We all pick up a Bible.

Stand up for Jesus: The teacher says, "Who do you say that Jesus is?" The children listen and stand up when you say the Bible verse (He is the Christ, the Son of the living God) or something true about Jesus. Other things to include in the list: bread eater, sick man, prophet Jeremiah, Man who walked on water, Man who fed 5000 people with five loaves and two fish, nice person, John the Baptist, an American, Elijah.

"Hide Your Nose" Game: Scatter the children out in an open area and darken the room. The children will be allowed to move about the space without touching anyone else, but when the ceiling lights come on, the children are to get down and hide their noses against the floor and between their hands. If the teacher sees a nose, she will ask that child to sit out a round before he can play again. Remember that when the disciples saw the bright cloud and heard God's voice, they fell to the ground with their faces hidden.

Musical Chairs Review: On several chairs placed in a circle, tape pictures and ask corresponding question to the child seated on that picture when the music stops.

1. A cross (What did Jesus tell the disciples about the cross?)
2. A child looking at Jesus (Why do we keep our eyes on Jesus?)
3. Ears (What do we listen to if we follow Jesus?)
4. Bible (What do Jesus' followers do with the Bible?)
5. The word "NO" (Jesus followers say not to what?)
6. The number "3" (What did Jesus say would happen after He had been dead three days?)
7. Sun (Who in the Bible Adventure looked as bright as the shining sun? MAT09ECGF3)
8. Pictures of disciples bowed down (What did Jesus say to the disciples that were afraid?)

Songs:

Go, Tell It on the Mountain
Go, tell it on the mountain
Over the hills and everywhere.
Go, tell it on the mountain
That Jesus Christ is King.

This Little Light of Mine

1. This little light of mine, I'm gonna let it shine,
This little light of mine, I'm gonna let it shine,
Let it shine, let it shine, let it shine.
 2. Hide it under a bushel? NO! I'm gonna let it shine.
Hide it under a bushel? NO! I'm gonna let it shine,
Let it shine, let it shine, let it shine.
 3. Repeat verse one.
-



Took:


- Felt Jesus Banner: (MAT09ECGF8 and MAT09ECGF9)** Materials needed: White or light colored felt (12" x 8 1/2") cut at a diagonal (the GF8 pennant shape can be used as a pattern, if desired), scraps of wrapping ribbon, GF9 picture of Jesus, words "I WILL FOLLOW HIM," crayons, liquid glue, white or silver glitter. Color the cutout picture of Jesus. Using a cotton swab and glue, apply Jesus and the words to the banner. Choose a colored ribbon to glue to the 8 1/2" side of the banner. With the swab, smear glue around the picture of Jesus and carefully sprinkle glitter onto the felt. Shake off any excess glitter back into a container. Allow to dry.
- God's Plan-Man's Plan: (MAT09ECGF10)** Materials needed: GF10 activity sheet, dry beans, and glue stick. Show the children how to follow God's plan in our lives so that they will find their way to heaven. When people follow our own plan, this leads to confusion and wandering around lost and unhappy. Help the children glue the beans on the path to heaven. They can sing a song or review the Aim Questions while they do this activity.
- Jesus Follower Arm Band:** Cut strips of bright, colored, plain fabric into strips (3" x 20"). Use a waterproof marker and write "Jesus" in the middle of each. Tie a strip around each child's arm. When asked about it, they can say they want to follow Jesus.
- Preschool Page for Parents: (MAT09ECPPP)** Send a page home with each child, encouraging parents to reinforce the Bible truths at home. Spend a few minutes before the children go home creatively reviewing the song and memory verse.



Peter was ready to fight for Jesus, but he needed to listen to Him.











The disciples saw Jesus' glory shining like the sun.



God spoke from heaven, "This is My loved Son. Listen to Him."




Jesus for "High Mountain Center" (Hook)





Jesus told His disciples not to be afraid. Jesus was their Friend who loved them.

Lesson 9



Jesus shone like the sun when He was on the mountain with Elijah and Moses.

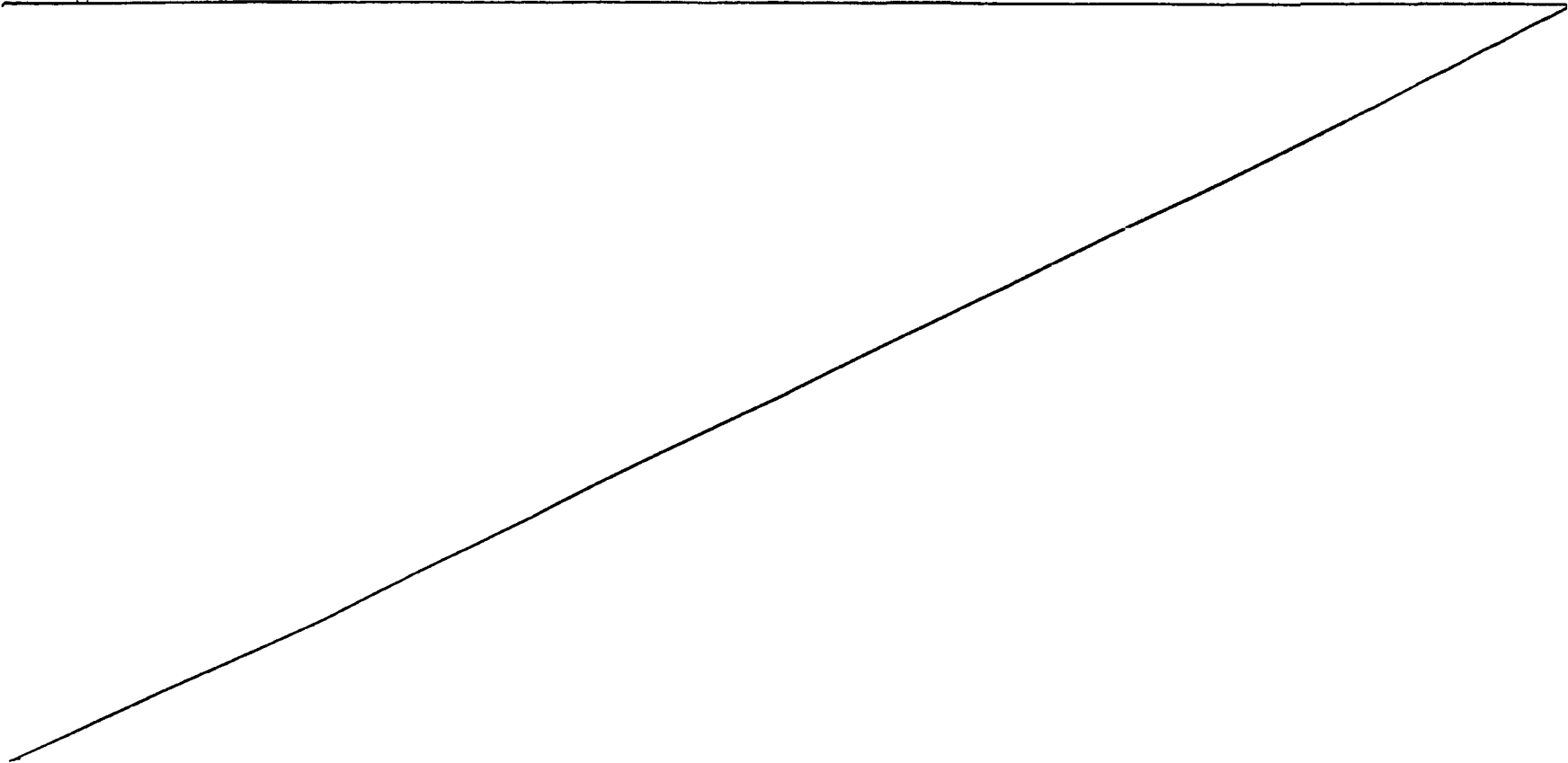
Lesson 10




Jesus told His disciples to humble themselves like a child.

Jesus

Jesus
Pennant







I will follow Jesus.




I will follow Jesus.


How do I get to heaven?

Heaven




Cut these Bibles apart, and let the children glue several to each Bible on the MAT09ECGF10 maze.






Proud children don't want to love and obey Jesus.



Humble children confess their sin and want to obey Jesus.



This is what I learned today!

Jesus asked His disciples if they knew who He really was. Peter told Jesus that He was the Christ, the Son of the living God. When Jesus told the disciples that He would die on a cross, Peter was ready to fight for Jesus. But Jesus told him that it was God's plan for Him to die for the sins of all the people who would learn to follow Him.

Jesus later went up on a high mountain with three of His disciples. There His face and clothes lit up as brightly as the sun. The disciples heard a voice from heaven telling them that Jesus was the Son of God and they were to listen to Him. To follow Jesus means to listen to His words in the Bible and obey them.

Today's Memory Verse

**You are the Christ, the
Son of the living God.
Matthew 16:16**

Disciples Role Play



Choose three family members to be Peter, James, and John. Ask them who they think Jesus is. They say or sing the memory verse. Then tell the "disciples" that Jesus will die on a cross. The child designated as Peter can raise his arms into a fighting stance (see picture above). Remind "Peter" that God's plan is for Jesus to die for our sins. Then shine a flashlight on the picture of Jesus on the back side of this page. As Jesus shines like the sun, the family "disciples" will fall down to the ground. Another voice can say, "Don't be afraid. Listen to Jesus."

Matthew 16:16, Memory Verse Song
(tune: "My God Is So Great")

You are the Christ, the Son of the living God.
Matthew sixteen, verse sixteen.
(Repeat.)

* For tunes to songs, ask about the preschool tape.



The disciples saw Jesus' glory
shining like the sun.