



Materials I Need:

Legend:



= Option 1, Appropriate for 1st – 2nd Grade

= Option 2, Appropriate for 3rd – 6th Grade

Memory Work:

“Then Jesus said to His disciples, ‘If anyone would come after Me, he must deny himself and take up his cross and follow Me.’” Matthew 16:24 (NIV)

Suggested Thematic Tracks:

① Becoming A Disciple

HOOK: Where You Lead, I Will Follow (*Game*)

What Do You Want To Be When You Grow Up? (*Discussion/Activity*)

LOOK: The Hazards of Discipleship (*Obstacle Course*)

Christ the King (*Craft*)

The Keys to the Kingdom (*Craft*)

TOOK: Who Do You Say I Am? (*Discussion*)

Disciples of Christ Prepare for Persecution (*Take-Home Bookmark*)

Follow Me (*Craft*)

② The Leaven of the Pharisees

HOOK: Looking Good (*Activity*)

Check It Out (*Activity*)

What Is Pride? (*Activity*)

LOOK: Beware of the Leaven of the Pharisees (*Activity/Discussion*)

TOOK: Looking Good (*Craft*)

③ Follow the King

HOOK: Your Testimony (*Discussion*)

LOOK: Who Am I? (*Game*)

True Disciple Hangman (*Game*)

Matthew 16:24 Bookmark (*Craft*)

TOOK: Knows, Loves, Obeys Jesus Bracelets (*Activity/Craft*)


Jesus the King Is Building His Church (*Craft*)

➤ **Complementary Activities**



Hook:



① **Where You Lead, I Will Follow (*Game*)**.  Take your students on a wild game of “Follow the Leader.” Take them places where it doesn't seem to make sense to go. Keep it safe but make it challenging. Tell them that this morning they will see how Jesus continues to challenge His disciples to trust Him wherever He leads them. Discuss with the students how we don't always understand the path He takes us on. Our job is to trust and follow.

- ① **What Do You Want To Be When You Grow Up? (Discussion/Activity).** 🍌, 🦋 Provide dress-up clothes and bring in pictures of different occupations. Talk with your students about what they would like to be when they are grown. Ask them what kind of jobs their dads or moms or grandparents have. Talk about ways God can use us in whatever occupation or situation He puts us. In our lesson last week, Jesus is starting to train His disciples to be leaders because He knows that soon He will be gone and they will be on their own. This week Jesus challenges them even more. As they begin to really understand that He truly is the Son of God, they are learning to trust Him more and more with their lives. They all had occupations before Jesus called them to follow Him. Explain that God will use them each in great ways to further His kingdom. God will take each one of us down different paths as we grow up, too. We must trust the King and follow Him where He leads us.
 - ② **Looking Good (Activity).** 🍌, 🦋 Have the students help wash all the desks in class today. Explain to them that they are making them “look good” and that in today’s lesson they will hear about some people who “looked good” on the outside but were dirty on the inside.
 - ② **Check It Out (Activity).** 🍌, 🦋 Bring a mirror to class. Have each of the students check to see if they “look good” by gazing into the mirror. Continue by having an inspection, checking everyone’s hair, shoes, pants, dress, etc., to see if all is in order. Explain to the students that in today’s lesson they will learn about some people who were very concerned about looking good on the outside.
 - ② **What Is Pride? (Activity/Discussion).** 🍌, 🦋 Place a large piece of butcher paper on the floor or give the students pieces of chalk. The question they are to answer is “What is pride?” Have the students write their answers down on the paper or chalkboard.
 - ③ **Your Testimony (Discussion).** 🍌, 🦋 Begin today’s class with one or two of the teachers sharing their testimonies of Jesus and how it has affected their lives.
-



Book:

Presentation Ideas –

- Disciple of Christ (Role-Play).** 🍌, 🦋 Dress up like a disciple and tell the Bible Adventure in first person. If you choose to be Peter, he would have an amazing viewpoint to share with the students.
- Jesus Teaches His Disciples (Illustration/Coloring Page).** 🍌, 🦋 Matthew 16:24, **MAT09.GF1.**
- The Transfiguration (Illustration/Coloring Page).** 🍌, 🦋 Matthew 17:1-13, **MAT09.GF2.**
- Jesus Heals the Demoniac (Illustration/Coloring Page).** 🍌, 🦋 Matthew 17:14, **MAT09.GF3.**

Bible Adventure for 1st – 6th Grades -

Have you ever noticed that Jesus never stopped teaching? From the words that He spoke to the life He lived, He taught His disciples and pointed them to His heavenly Father. Jesus lived with these men, slept with them, ate with them, and prayed with them in order to fully impact their lives and cause them to hunger for their God and King. In Matthew chapters 16 and 17, Jesus specifically revealed Himself to three of His disciples. They stood in the awesome power of Jesus’ glory and learned what it means to fear God and be a disciple of Christ.

While Jesus and His disciples were in the area of Magadan, the Pharisees and Sadducees came to Him and demanded a sign to prove that He was who He claimed to be—the Son of the living God. These religious leaders were constantly trying to trap and discredit Jesus because they saw Him as a huge threat to the power and authority that they so enjoyed. Jesus knew exactly what they were trying to do. They had seen Him perform countless signs and miracles throughout His ministry and He knew that giving them one more sign would not change their hardened hearts. Instead, He gave them a stinging rebuke. In essence He asked them, “Why is it that you can look at the sky to determine what the weather is going to be and

yet you are unable to look at the Scriptures to determine if the Messiah has come?" The only sign He was willing to give them was the sign of Jonah. By doing this, He was pointing them back to the Old Testament prophet, Jonah, who was in the belly of a fish for three days and three nights and then spit up on dry land and released from his underwater grave. Likewise, Jesus would be killed and in the grave for three days and then rise from the dead. At this, Jesus left the hard-hearted religious leaders and headed to the other side of the sea with His disciples.

Once they reached the shore, the disciples were hungry and realized that they had forgotten to bring bread. Jesus then warned them, "Be careful. Be on your guard against the yeast of the Pharisees and Saducees" (16:6). The disciples couldn't figure out why He said that, so they mistook His warning as a comment concerning their lack of food. How quickly the disciples had forgotten how Jesus had earlier miraculously provided food for thousands of people! After being rebuked, they finally understood that He was telling them not to guard against yeast used in bread but, rather, to guard against the false teaching of the Pharisees and Saducees.

Jesus and His men then moved on to Caesarea Philippi. He asked His disciples, "Who do people say the Son of Man is?" They gave several responses: "Some say John the Baptist; others say Elijah; and still others, Jeremiah or one of the prophets" (16:14). None of these answers exalted Jesus to His rightful place so He asked again, "Who do you say I am?" It was Peter who responded with the great truth, "You are the Christ, the Son of the living God" (16:16). Jesus told Peter that he was blessed because only God Himself could have revealed to Him that glorious truth.

After this exchange, Jesus had many more lessons to teach His disciples. He wanted to prepare them for what was to come. Time was drawing to a close for Jesus' earthly ministry and these men would be the ones to continue it. Jesus knew that their hearts must be prepared to endure the same suffering He was prepared to meet. Jesus told them that He was going to be killed but on the third day He would rise from the dead. Peter couldn't stand the thought of His dying so he cried, "Never, Lord! This shall never happen to you" (16:22). Jesus gave a quick rebuke that revealed the motives of Peter's heart. The disciples must be about kingdom work and not be caught up with the concerns of this world. In the same way that the prophets before them had faced adversity and death, so also would the disciples. They had to be ready to die for the truth. However, Jesus encouraged them with the wonderful hope that He would return in full glory with His angels and all of their enemies would be dealt with justly.

Six days later Jesus pulled Peter, James, and John to the side. He took them on a walk up a high mountain. These three men were the closest to Jesus. Along with Andrew, they made up the inner circle of friends with whom Jesus was most intimate. We know from Luke 9:32 that, upon reaching the top of the mountain, the disciples fell fast asleep as Jesus prayed. Voices stirred them from their heavy slumber. What they saw absolutely astounded them! Jesus "was transfigured before them. His face shone like the sun, and his clothes became as white as the light. Just then there appeared before them Moses and Elijah, talking with Jesus" (17:2,3). In his fear and excitement, Peter blurted out that they should build temples for all three men. Peter was probably hoping that, because Jesus had been glorified for a time, He wouldn't have to suffer and die. But this was not to be. Jesus came to fulfill His Father's plan, which included His death and resurrection. While Peter was still talking away, "a bright cloud enveloped them, and a voice from the cloud said, "This is my Son, whom I love; with Him I am well pleased. Listen to him!" (17:5). The disciples hit the ground in complete and utter fear. God had spoken! The only thought of these trembling men was to be prostrate before a holy God. "Listen to him!" must have echoed in Peter's mind. He was to stop all his talking and planning and listen to Jesus! Now there was no doubt in any of their minds that they were standing before the Christ, the Son of God.

As they left the mountain, Jesus continued to prepare them for the time when He would no longer walk with them. It would be their job to carry the Gospel into the world and they would suffer and be persecuted. In giving up their lives for the sake of the Jesus, their souls would be saved and they could look forward to a wonderful eternity living with their Savior in heaven.

Are you like the disciples? Acknowledge that Jesus is the Christ and the King over the entire universe. Then follow His command and carry the good news of the Gospel to hopeless people who have never heard about a Savior. Persecution will follow, but if we keep our eyes on our King and not waver in times of persecution, we will enjoy eternity with Jesus in His forever kingdom.

Aim Questions

1. **Who tried to trap Jesus with a test?** (*The Pharisees and the Saducees.*)
2. **Why did these men reject Jesus as King?** (*They wanted a political King who would free them from Roman oppression. They also valued their own power and authority and did not want to submit.*)
3. **Who was told by God that Jesus was the Christ?** (*Peter.*)
4. **Why did Peter not want Jesus to die?** (*Peter did not yet understand Jesus' plan. He did not understand how the Messiah could possibly die at the hands of the religious leaders.*)
5. **Who were the three men to whom Jesus revealed His glory on the mountain?** (*Peter, James, and John.*)



Look:



① **The Hazards of Discipleship (Obstacle Course).** 🐜, 🦋 Copy **MAT09.GF4 Pgs. 1 & 2** onto cardstock and cut apart. Each student will need a *Cost of Discipleship* sheet. Create a learning obstacle course where the students move through it, learning the qualities of discipleship. Use tables and chairs from the classroom and bring in additional props as needed to make it interesting. Use **MAT09.GF4 Pg. 1** to set up your stations. Each time a student reaches a station, he or she must read the Bible passage that talks about what it takes to be a true follower of Christ. Have each then fill in the answer on a *Cost of Discipleship* sheet. If you set up separate stations with separate activities not connected to the others, the students can move through the course at their own pace. If each station or activity is done in succession, things could become quite congested as the students read the passage and fill in the blanks on their cards.



① **Christ the King (Craft).** 🐜 Each student will need:

crown from **MAT09.GF5 Pg. 1** copied onto colored cardstock (3+ colors)
4 different colored circles from **MAT09.GF5 Pg. 2** copied onto colored cardstock
construction paper
scissors
glue

Have the students follow the instructions below to complete their craft:

1. Cut out the colored crown and paste on a sheet of construction paper.
2. Cut out the different colored circles to put on the points of the crown. (Allow the students to choose their own colors of crowns and circles.)
3. In each of the circles, write an attribute of Christ. Color and decorate as desired.


As you help your students complete this craft, talk with them about what makes Christ the King of the kingdom, the transfiguration revealing Him as the Son of God, our response to the true King, etc.



③ **Who Am I? (Game).** 🐜, 🦋 Have a student leave the room while the class selects from the list of who that person will be. When the student re-enters the room, he asks questions that then reveal who he is. The questions can only be phrases so that they can be answered with a "yes" or a "no." Make up, ahead of time, the names of who the person might be. For the younger students, a teacher can go out of the room and assist the student when he or she enters. Suggested people: Mary, Joseph, Matthew, John, Peter, teacher, pastor, etc.



➤ **What More Proof Do You Need? (Activity/Review).** 🐜, 🦋 Use ideas from the second lesson in Matthew (*MAT02*) and previous lessons to review all the events that pointed to Christ as the Messiah (*see Proofs of the Messiah*). Explain that the Jewish nation had plenty of opportunities to believe, but as time went on, the people's hearts became hard. Even the disciples had a hard time trusting Christ, even though time after time He had displayed His wisdom and power to them. Tell the students that in the lesson this morning, Christ reveals Himself in glory to His three closest disciples, and they actually hear the voice of God announce Christ's authority.


 ② **Beware of the Leaven of the Pharisees (Activity/Discussion).** 🍌, 🦋 Each student will need:

MAT09.GF6 copied onto white paper
1 sheet of construction paper
1 small balloon
coloring crayons
scissors
glue
tape

Have the students follow the instructions below to complete their craft:

1. Color the text boxes, cut them out, and paste them onto the sheet of construction paper as shown in the example.
2. Blow up the balloon and tie it.
3. Cut a small slit in the construction paper and pull the knot of the balloon through the slit and tape it on the back.
4. Draw a face on the balloon and decorate as desired.

Review the Aim Questions as the students work on the craft page. Send these home as a reminder not to be "puffed up" with pride like the Pharisees.


 ③ **True Disciple Hangman (Game).** 🍌 Use the overhead to play this simple game. Have the students keep track on their paper, **MAT09.GF7**.


1. T A K E U P H I S C R O S S
2. L E T H I M D E N Y H I M S E L F
3. F O L L O W M E
4. F A I T H A S S M A L L A S A M U S T A R D S E E D

 ③ **Matthew 16:24 Bookmark (Craft).** 🍌, 🦋 Each student will need:

MAT09.GF8 copied onto white cardstock
scissors
glue
scraps of different colored construction paper

Have the students follow the directions on the craft page to complete their craft. Tell them that Matthew 16:24 is another good verse that will help keep us from being "puffed up" and proud. Say the verse together as a class. Discuss those things that we may have to give up to follow Jesus. Be honest about your own struggles, including making enough preparation time to teach so that children will grow in love for God's Word. If Jesus truly is the Christ, we will want to do everything possible to get the message out to those around us.

 ➤ **The Sign of Jonah (Worksheet).** 🍌, 🦋 Have the students color the picture and write down all the similarities between Jonah's experience in the whale and that of Christ on the cross, **MAT09.GF9**.

 ① **The Keys to the Kingdom (Craft).** 🍌, 🦋 Each student will need:

MAT09.GF10 copied onto cardstock
scissors
crayons or markers
chenille wire

Have the students follow the directions below to complete their craft:

1. Cut out the keys and write attributes of a true disciple on them.
2. Color and cut out the Keys to the Kingdom key ring and punch a hole as shown.
3. Use a chenille wire to thread the keys on the key ring.

Because of Peter's total trust in Christ, Jesus gave him the keys to the kingdom. This meant that he was to be the leader in spreading the Gospel and bringing others into the flock. Today we, as Christians, can have those same keys by following the Lord just as His first disciples did. Talk about ways that we can continue to be more and more like a true disciple.

- **The World vs. the Kingdom (Discussion/Activity).** 🍌, 🦋 Use this time to compare and contrast the differences between things of the world and things of the kingdom. Ask the students:
1. What is important to unbelievers in the world?
 2. What is most important to those in the kingdom?

Make this activity as simple or complex as you like. It can range anywhere from a discussion to a relay or matching game. For instance, if you wrote on cards or cut out pictures representing the things most appealing in the world and then contrasted those with actions, aspirations, and blessings brought to those in the kingdom, you would use these in a relay game where each team races down to the end, makes a choice for the kingdom, and runs back to the line.

- **Aim Questions (Worksheet).** 🍌 Have the students answer the Aim Questions about today's Bible Adventure, **MAT09.GF11**.

- **Passage Review Questions (Worksheet).** 🍌, 🦋 This booklet contains many questions from the Scripture passage covered in today's lesson. Students may work on them in class and complete them during the week at home, **MAT09.GF12**.

- **Matthew 16:24 (Memory Verse Song).** 🍌 Words and music for today's memory verse are available upon request from Children's Ministry.
-



Took:

- ① **Who Do You Say I Am? (Discussion).** 🍌, 🦋 Do the students know Christ? Do they understand what it means to be a follower of Christ? Use **MAT09.GF13** and discuss. Have the students circle the words or phrases that represent what they think of Jesus.

- ② **Looking Good (Craft).** 🍌, 🦋 Each student will need:
- MAT09.GF14** copied onto white paper
 - 1 sheet of construction paper
 - coloring crayons
 - scissors
 - glue

Have the students color, cut, and paste the craft parts onto construction paper as shown in the sample. This activity has a fold-open circle on which the students draw their own faces. The circle will flip open to reveal good attitudes on the inside circle. This is another opportunity to remind the students that looking good on the outside is okay, but it is what is on the inside that counts. Review the Aim Questions. Ask the students the following question:

1. Do you ever get "puffed up" about things like appearance or athletic and academic abilities?
2. Does God think that's the most important thing about you?

Remind them that it is God's good Son living inside us that is what makes us look good to Him.

- ① **Disciples of Christ Prepare for Persecution (Take-Home Bookmark).** 🍌, 🦋 As true followers of Christ, we will face persecution. This may come in many forms. Discuss with the students the possibilities of persecution in their lives as a result of their commitment to Christ. Some of them may be facing persecution at this time. Pray for those situations and people involved and pass out the bookmarks from **MAT09.GF15** (copied onto cardstock and cut apart) for the students to decorate and keep in their Bibles. The verse listed will help them to stay focused and feel comforted during these hard times.

 ① **Follow Me (Craft).** 🍌, 🦋 Each student will need:

copy of **MAT09.GF16 Pg. 1**
1 piece of construction paper
memory verse label from **MAT09.GF16 Pg. 2**
glue

Have the students follow the directions below to complete their craft:

1. Cut out the footprints and paste them down on a sheet of construction paper so that they look like a person's feet walking across the paper.
2. Cut and paste the memory verse across the bottom of the page.
3. Write the qualities we need to have in order to follow Christ inside each one of the footprints.
4. Pray for each other this week as we all strive to follow Him wherever He leads us.

 ③ **Knows, Loves, Obeys Jesus Bracelets (Activity/Craft).** 🍌, 🦋 Each student will need:

1 green bead (to represent knowing Jesus)
1 red bead (to represent loving Jesus)
1 purple bead (to represent obeying Jesus)
1 9-inch piece of yarn, twine, or leather

Have the students thread one bead one at a time and place a knot inbetween each bead. As the beads are being threaded onto the band, review what each represents as you encourage the students to follow the King this week.


 ③ **Jesus the King Is Building His Church (Craft).** 🍌 Each student will need:

12 craft sticks
glue
scissors
construction paper
cross and title label from **MAT09.GF17**

Write the names of the 12 disciples on the board for the students to copy onto their craft. Have them follow the directions below to complete their craft:

1. Begin construction of the "church" with a stick marked "Jesus" glued approximately 2 inches from the bottom edge of the construction paper. This is the foundation.
2. Write the names of the 12 disciples onto the next six sticks (two disciples per stick) and glue on top of the foundation (Jesus).
3. Write your name (if you are a follower of Christ) and the names of two other believers on two other sticks. Glue in place.
4. Glue the remaining two sticks down at a slant to make a roof.
5. Cut out the cross and glue at the peak of the church.
6. Cut out the title label and glue on the bottom edge of the construction paper underneath the foundation of the church.

Discuss with the students that Jesus is the foundation and builder of His church and how all those who follow Him are "timbers" used in the construction.

 ➤ **Sword Drill (Game).** 🦋 Use this activity at the end of class only if time permits. Use the last hangman answer from the activity during the LOOK time, *True Disciple Hangman*, for a quick drill:


F A I T H A S S M A L L A S A M U S T A R D S E E D

Have everyone close their Bibles and put them up in the air. At your signal, have them find Matthew 17:20-21. The first student to find the passage must stand and read it. Ask the students if this verse means that we can move a mountain if our faith is strong enough. Bring in a spice container of mustard seeds. Give one seed to each student. Check out the size...it's so small! Put scotch tape over the seed and tape it into the passage in their Bible.


Jesus Teaches His Disciples



The Transfiguration



Jesus Heals the Demoniac



The Hazards of Discipleship

Use the following verses to set up your stations for the obstacle course. Cut these apart and place one at each station. As the students arrive at the station and perform whatever task you decide, they look up the verse and record the information on their card. Once the students have completed the course, take time to review what they have learned about what it takes to be a disciple of Christ.

Station # 1
Matthew 16:24-26

Station # 5
Mark 8:34-38

Station # 2
Matthew 9:37

Station # 6
Matthew 28:19-20

Station # 3
Matthew 6:24

Station # 7
2 Timothy 1:13-14

Station # 4
John 13:14-15

Station # 8
John 13:35

The Cost of Discipleship

Record below in the appropriate spaces what you have learned about following Christ.

Station #1
Matthew 16:24-26

Station #2
Matthew 9:37

Station #3
Matthew 6:24

Station #4
John 13:14-15

Station #5
Mark 8:34-38

Station #6
Matthew 28:19-20

Station #7
2 Timothy 1:13-14

Station #8
John 13:35

The Cost of Discipleship

Record below in the appropriate spaces what you have learned about following Christ.

Station #1
Matthew 16:24-26

Station #2
Matthew 9:37

Station #3
Matthew 6:24

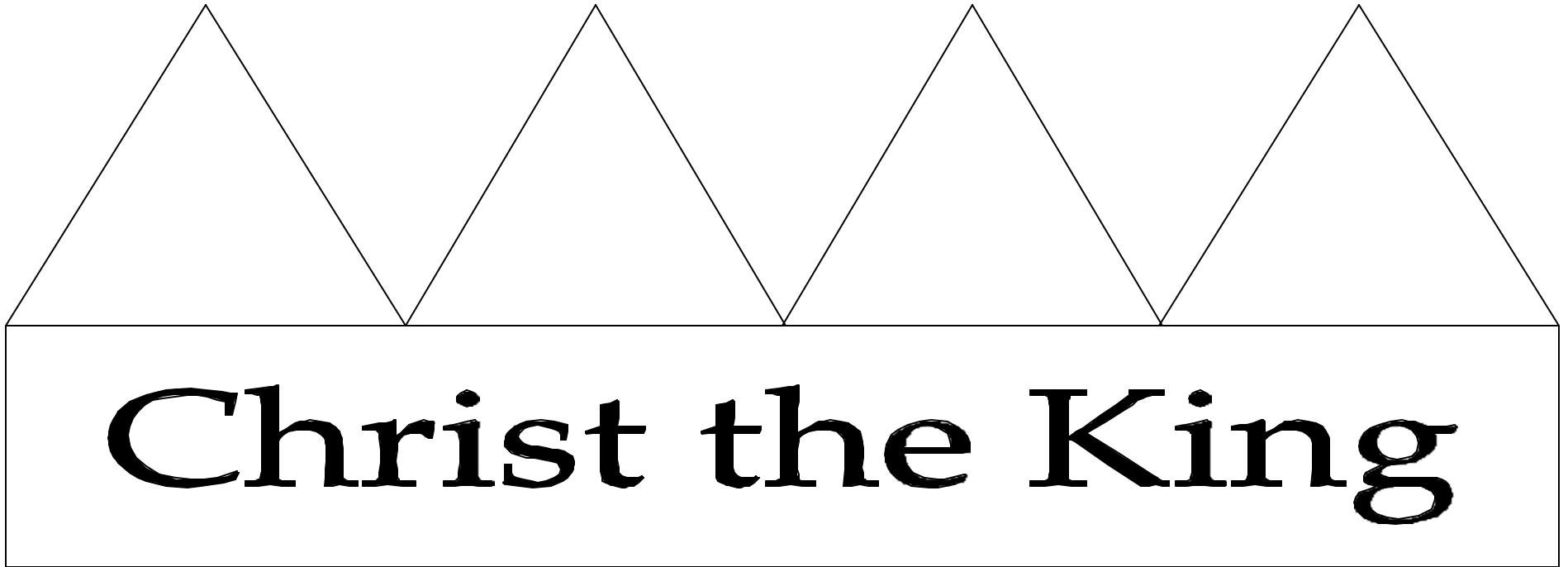
Station #4
John 13:14-15

Station #5
Mark 8:34-38

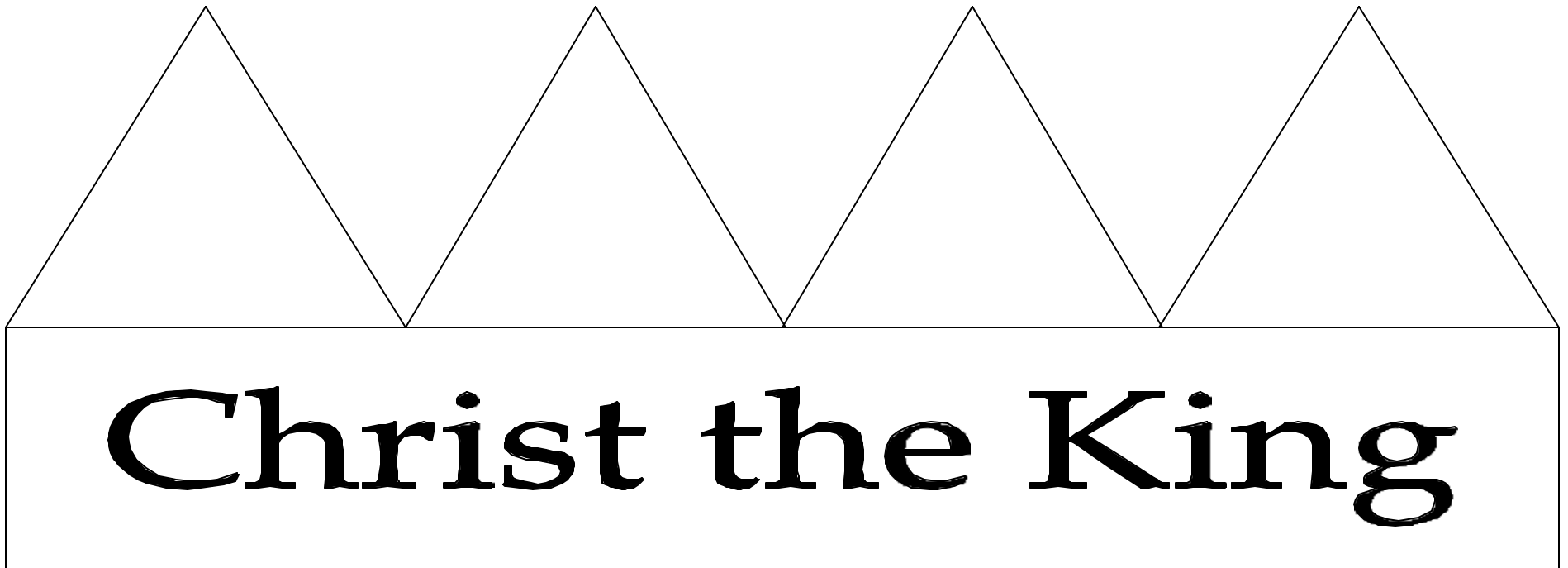
Station #6
Matthew 28:19-20

Station #7
2 Timothy 1:13-14


Station #8
John 13:35



Christ the King

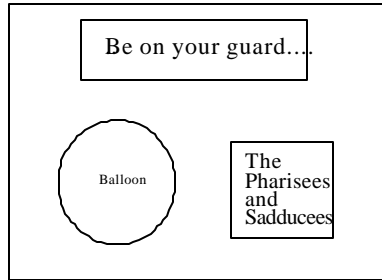


Christ the King



Beware of the Leaven of the Pharisees

1. Color the text boxes, cut them out, and paste them onto the sheet of construction paper as shown in the example.
2. Blow up the balloon and tie it.
3. Cut a small slit in the construction paper and pull the knot of the balloon through the slit and tape it on the back.
4. Draw a face on the balloon and decorate as desired.



EXAMPLE

"Be careful," Jesus said to them. "Be on your guard against the yeast of the Pharisees and Sadducees."
Matthew 16:6



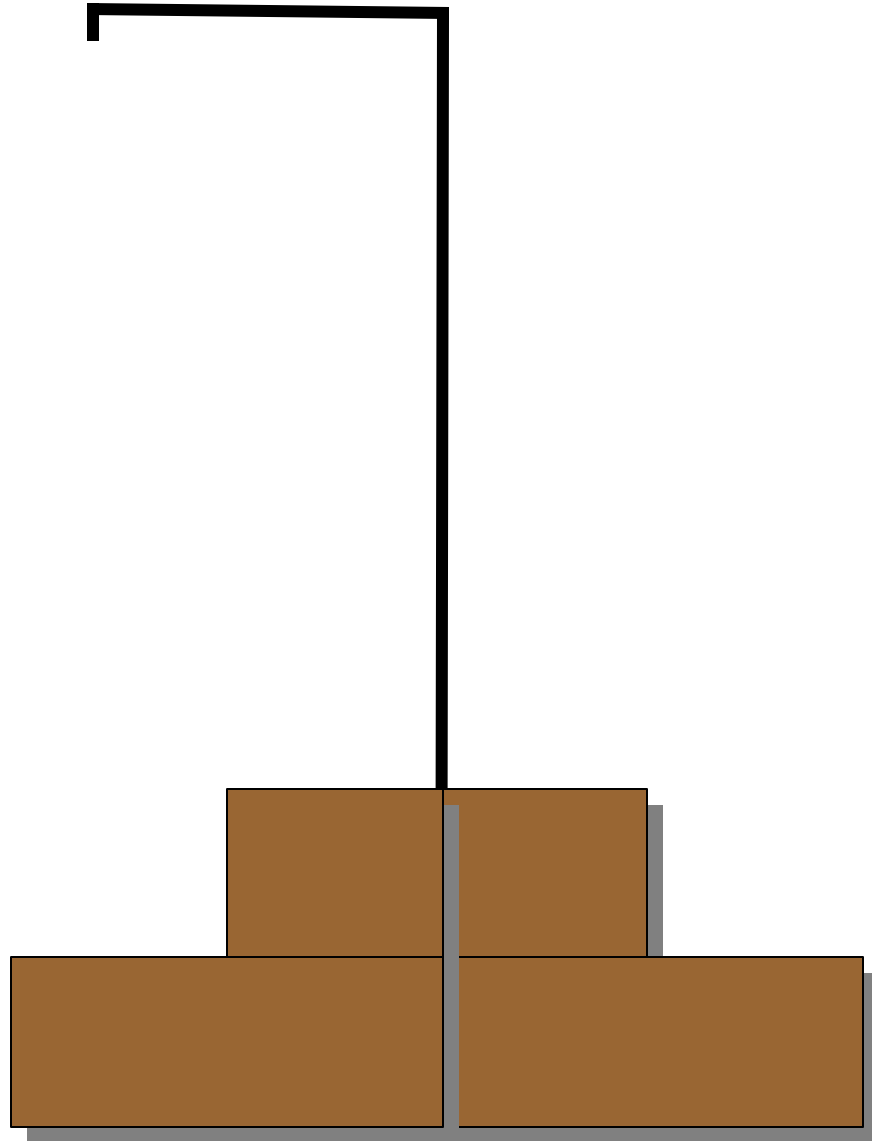
The Pharisees and Sadducees were "puffed up with pride" just like this balloon.

Jesus wants you to remember:

**“DON’T BE
PUFFED UP!”**

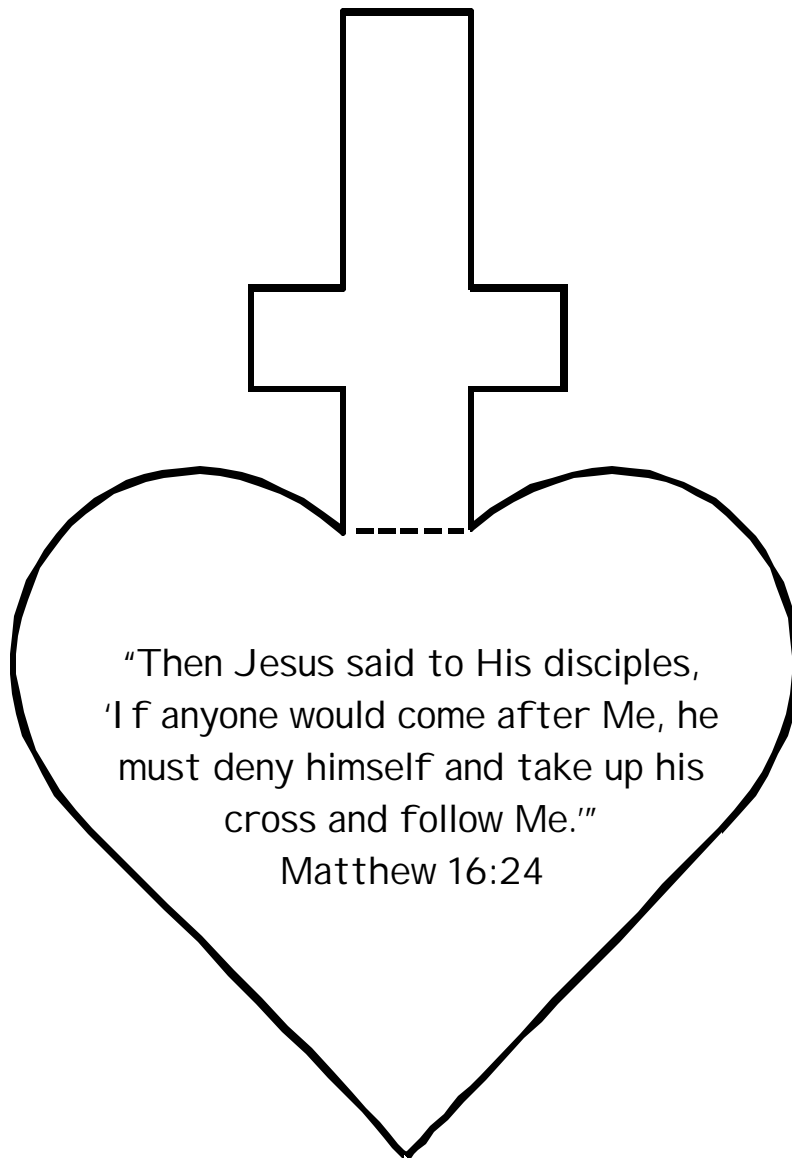


True Disciple Hangman




Matthew 16:24 Bookmark


1. Cut out the bookmark.
2. Fold the cross down, over the heart.
3. Cut various colors of construction paper into small shapes.
4. Paste or glue the small shapes in a mosaic-like fashion on the cross.



The Sign of Jonah



MAT09.GF9



In what ways is Jonah's experience in the whale like Christ's death on the cross?
