

Materials I Need:

Key for symbols:

- This symbol represents ideas that can be used for two-year-olds through kindergarten. Please remember to slow way down for two-year-olds and keep the pace moving for five-year-olds.
- ② This symbol represents ideas that can be used for two- and three-year-olds.
- ④ This symbol represents ideas that are best used for four-year-olds through kindergarten.

Memory Verse:

Matthew 16:16: You are the Christ, the Son of the living God.

Hook:

- Teacher Tip:** When asking the children the Aim Questions or at other times during the morning when you are questioning the children, give them a moment to think about their answers. Some of the enthusiastic children will raise their hands immediately. Wait and give the more thoughtful children a chance to form their answers and raise their hands, also. Get as much input from as many children as reasonable to enhance the classroom environment.
- Deaf Center:** Bring in some big ear phones the children can wear to block out most of the classroom noise. Have a leader sit at a table and face a child using the earphones. On the table, provide several toys, blocks, and small articles. Ask the child to do various activities with the articles on the table. (Hand motions may be necessary.) After several commands, take off the earphones and ask the following: "Was it hard to understand me when you couldn't hear me as clearly as usual? How did you feel about not hearing as well? What could you do to understand me better if you were a deaf person?" (Deaf people talk with their hands.) If you know any hand motions that deaf people use, you could show the child that motion. "In today's Bible Adventure, Jesus heals people who couldn't hear, see, or walk."
- Numbered Fish Center: (MAT08ECGF5)** Cut out three to four large fish and tape them to the wall. Number the fish one to four. Have the children look through magazines and cut out pictures of groupings of 1 to 4 (such as 1 horse, 2 dogs, 3 fingers, 4 legs). Tape the pictures to the fish with the corresponding number. "In today's Bible Adventure, we will hear how God does a miracle using only two fish. Which fish is the number two fish?"
- Counting Fish Center:** Provide five or six paper cups and a bag of goldfish crackers. Work with the children to get the same number of fish in each cup. "How many fish would you need to eat to get a different (smaller) number?" Let them problem solve and eat crackers to keep the numbers in the cups the same. Add more crackers as new children join the center. "Today's Bible Adventure tells how Jesus made only two fish become many fish."
- Float or Sink Center:** Provide a tub of water and numerous small articles, some of which will float in water. Have the children choose an object, guess if it will float or sink and then carefully place the item in the water. Were they right? In today's Bible Adventure, Jesus showed His disciples a miracle by walking on top of the water. Can people really walk on water? (No.) Peter also wanted to walk on water. Listen during the story to see if Peter was also able to do a miracle and walk on the water with Jesus. (The younger children have this section omitted from their story. They can be told that Jesus performed miracles. One of them was when Jesus walked on top of the water.)

- "What Is a Miracle?" Center:** Provide the children with a piece of plain, drawing paper, magazine pictures, glue, and crayons. "A miracle is something that happens which is not normal to us. Can a bird fly underwater? Can a tree grow into the ground? I want you to look at some pictures and combine two or more of them to make them not look normal. You can put a giraffe in a tree. You can make a baby fly! In today's Bible Adventure, Jesus does some miracles that only God could do. The disciples then knew that He really was the Son of God, and they worshiped Him."
- Play Dough Station:** Materials needed: tarp under table, play dough, little people characters, and small boats (found in supply room). In today's Bible adventure, the children will learn about the great storm and the waves that were crashing around the Apostles. Make waves out of the play dough. Let the children role play the stormy conditions and then the calm conditions that Jesus brought to them when He arrived walking on water.
- Little Fishes:** (**MAT08ECGF1**, **MAT08ECGF6**, and **MAT08ECGF7**) Materials needed: GF1 activity page, GF6 fish, and GF7 bread loaves (cut out), crayons, glue sticks. Today the children will learn how Jesus fed the crowds with just a few fish and a small amount of bread. Let the children color and glue the fish and the bread onto the activity page.
- Fill the Baskets:** (**MAT08ECGF8**, **MAT08ECGF6**, and **MAT08ECGF7**) Materials needed: GF8 page of little baskets, GF6 page of little fishes, and GF7 page of loaves. These need to be cut out so that they are ready to glue on plain paper. Each child needs a blank piece of paper, one basket, two fishes, and five loaves of bread to glue onto the paper, glue sticks, and crayons. Today the children will learn how Jesus provided enough food for thousands out of just a little that they had. They collected twelve full baskets after everyone had eaten. Instruct the children to fill their little baskets with the leftover food. We must never waste what God blesses us with.
- Sharing Jesus Game:** Materials needed: Dress-up clothes. In this game, the children can role-play different professionals in different situations. Someone might be a doctor, a fireman, a mom, and a teacher. In all these roles, we can take the opportunity to share Jesus and the kingdom of heaven with those around us. Allow the children to role-play and share what they know about Jesus and the memory verse they learned last week.
- People Collage:** Children cut pictures of people out of magazines and glue them onto a large sheet of butcher paper on the wall. Assist the children in counting the people. It would take more room than we have in the whole room if we had five thousand people to count.
- Shake the Sillies:** Act out the motions for the following chant to get the children ready to sit for the Bible Adventure.
 1. Shake, shake, shake the sillies out.
Shake, shake, shake the sillies out.
Shake, shake, shake the sillies out
And wiggle the waggles away.
 2. Clap, clap, clap the crazies out.
 3. Jump, jump, jump the jiggles out.
 4. Sleep, sleep, sleep the tireds out.
 5. Groan, groan, groan the hungries out. (*Rub tummy and groan.*)



Book:

Presentation Ideas -

- Color and show the **MAT08ECGF1**, **MAT08ECGF2**, **MAT08ECGF3**, and **MAT08ECGF4** pictures as you tell the Bible Adventure.
- Matthew Review Board:** Using the board, "Seeking God's Kingdom," review the first seven pictures and add the eighth picture (**MAT07ECGF8**). Ask the children to watch and listen carefully to the story for the time when that picture is shown.
- Finger Play: The Bible Says**
The Bible says that Jesus (*Hands form book.*)
Was loving, kind, and good. (*Cross arms on chest.*)

I want to live as Jesus did (Point to self.)
And do the things I should. (Nod head.)

Bible Adventure for 2's & 3's-

(Show the review MAT03ECGF1 picture.) Many people were coming to Jesus and listening to Him tell about the kingdom of heaven. Jesus said, "Come to Me and learn from Me." (Point to the disciples.) The disciples came to Jesus because they had ears to hear the truth and really wanted to learn from Him. (Point to the sick man and woman in the picture.) Most people came to Jesus because they were sick and wanted to get well. Jesus showed that He was the powerful Son of God when He made the lame people walk, the blind people see, and the deaf people hear.

(Show the MAT08ECGF1 picture.) One day, Jesus and His disciples were very tired after a long, hot day of healing people. Everyone was getting hungry. (Rub your tummy.) The disciples wondered how everyone would get something to eat. There was a large crowd of people and the disciples could only find five (hold up five fingers) loaves of bread and two (hold up two fingers) fish to eat. They took their little bit of food to Jesus.

(Show the MAT08ECGF2 picture.) Jesus seated all of the people on the ground. The people covered the ground as far as the disciples could see. Jesus looked up to heaven and talked to His heavenly Father. He thanked God for the bread and fish, and then He broke the loaves of bread and gave them to the disciples to pass out to the people. A mighty miracle happened! More loaves of bread and more fish kept coming from Jesus' hands. Every person had enough food to eat, and there were twelve basketfuls of bread left over!

When we come to Jesus and learn from Him, the powerful Son of God takes the little we have and makes it into more. We can then share with other people. That's how we glorify God and shine His light to other people. People will want to be in Jesus' kingdom when they see how powerful God is.

Prayer: Dear God, You can take the little that I have and make it into more. Help me shine Your light to other people. In Jesus' name I pray, amen.

Bible Adventure for 4's, 5's & K-

(Show the MAT03ECGF1 picture.) Many people were coming to Jesus and listening to Him tell about the kingdom of heaven. Jesus said, "Come to Me and learn from Me" in Matthew 11:28-29. (Point to the disciples.) The disciples (except for Judas) came to Jesus because they had ears to hear the truth and "good soil" hearts. They really wanted to learn from Him and obey what He said.

The Pharisees came to Jesus and followed Him around, not because they wanted to obey Him but because they wanted to get Him in trouble. Their hearts were hard and proud, like the hard path soil.

(Point to the sick man and woman in the picture.) Most people came to Jesus and followed Him around because they were sick and wanted to get well. Jesus was kind and caring to everyone who came to Him. He showed that He was the powerful Son of God when He made lame people walk, blind people see, and deaf people hear.

(Show the MAT08ECGF1 picture.) One day, after Jesus and His disciples had spent a long, hot day in the sun, healing people, Jesus' disciples came to Him and said, "It's getting late. Send the people away so they can go buy themselves some food." Maybe the disciples were getting hungry and tired, too.

Jesus replied, "The people don't need to go away. You give them something to eat." The disciples looked around and saw five thousand families—about twenty-five thousand people—men, women, and children! How could they ever find enough food for this many people to eat? After looking around, all they had were five loaves of bread and two fishes—only enough to feed one or two people.

The disciples came to Jesus with the little bit of food that they had. They were going to learn an amazing lesson about Jesus--He was the powerful Son of God who could make a lot of food come from a little food.

(Show the MAT08ECGF2 picture.) Jesus seated the people on the ground—thousands of people all over the ground sitting as far as the disciples could see. Jesus looked up to heaven and talked to His heavenly Father. Jesus thanked His Father God for the little bit of bread and fish that He had, and then He broke the loaves of bread and gave them to the disciples to pass out to the people. More loaves of bread and more fishes kept coming from Jesus' hands. A mighty miracle happened! Every person had enough food to eat, and there were twelve basketfuls of bread left over!

The disciples learned, and you and I are learning, that when we come to Jesus and learn from Him, the powerful Son of God takes the little we have and makes it into more so that we can share with other people. That's how we glorify God and shine His light to other people. That's what makes people want to be in Jesus' kingdom—when they see how powerful God is.

(Show the MAT08ECGF3 picture.) After that very long day, Jesus sent His disciples across the lake while He went alone to the mountainside to pray. Jesus often spent time alone talking to His loving heavenly Father, receiving strength from Him. About 3:00 in the night, the wind was getting stronger and the waves were getting higher. Jesus could see that the disciples were having trouble rowing the boat. He went out on the water to them. Instead of rowing across the lake in a boat, Jesus walked on top of the water to the disciples' boat.

When the disciples saw Jesus walking toward them, they were scared. "It's a ghost!" they cried. The disciples were afraid until Jesus spoke to them.

"Don't be afraid," said Jesus. "It is I." Peter was so relieved to see Jesus that he asked if he could walk to Him on the water, too. Peter always seemed to get excited and want to do something unusual.

(Show the MAT08ECGF4 picture.) Jesus said, "Come," and Peter got out of the boat. Peter walked on top of the water! That's a miracle! Only God could help Peter walk on water. As long as Peter kept his eyes on Jesus, he walked right on top of the water. But, when he took his eyes off Jesus and looked at the huge waves around him, he started sinking into the water.

Peter cried, "Lord, help me! I'm drowning!" Jesus reached out, pulled Peter up, and said, "Why did you doubt Me? You have little faith in Me." When Jesus and Peter climbed in the boat, the wind died down, and the water became quiet. The disciples in the boat were amazed at what they had just seen and learned about Jesus. They worshiped Jesus and said, "You really are the Son of God."

Why were the disciples afraid, and why did they forget that Jesus has power over the wind and waves? Why do you and I forget and get afraid? When we come to Jesus and learn from Him, we will find rest for our souls. We will learn that Jesus is the Son of the living God. Jesus will always give us what we need so that we can help other people find the kingdom of heaven.

Prayer: Dear God, I want to remember who You are—the powerful Son of the living God. You can take the little that I have and make it into more so that I can share with other people. Help me shine Your light to the people in my family and neighborhood. In Jesus' name I pray, amen.

Aim Questions

Aim Questions for 2's & 3's:

1. **Who said, "Come to Me and learn from Me"?** (*Jesus.*)
2. **What food did the disciples bring to Jesus to feed the large crowd of people?** (*Five loaves of bread and two fish.*)
3. **Who is the powerful Son of God?** (*Jesus.*)

Aim Questions for 4's & 5's:

1. **What happened when the disciples brought the five loaves of bread and two fish to Jesus?** (*Jesus made enough food for thousands of people.*)
2. **Why were the disciples afraid when they saw Jesus walking on the water?** (*They thought they were seeing a ghost.*)
3. **What happened when Peter took his eyes off Jesus while walking on water?** (*He began to sink into the water.*)
4. **What did the disciples say about Jesus after He walked on the water?** (*"You are the Son of God."*)



Look:

Aim Questions: Write the questions on 3" x 5" cards. Buy a cheap loaf of bread, and place the questions between different slices of bread. As each child is called to get a question, he starts at one end of the loaf and moves the individual slices until he reaches the first question. He hands the card to the teacher and helps to answer the question.

Snack: Provide an uncut loaf of bread for each snack table. Have the children help themselves by tearing off a portion of bread for their snack (or designate twelve children to be the disciples who serve the other children a snack of bread pieces torn from a loaf and fish crackers). Who was fed bread in today's story? (The large crowd of people, disciples.) Who fed the large crowd of people with only five loaves of bread? (Jesus.) Was any bread left over? (Twelve basketfuls.)

Snack Idea #2: Bring gummy fish, halves of graham crackers, and little Dixie cups. Let the children make a simple basket from a Dixie cup by hooking a pipe cleaner (half) through two holes near the

top of the cup. Place the treats inside the little cups. Review the Bible Adventure story and memory verse as the children eat their little fishes and “loaves.”

- Memory Verse Review:** Point out different pictures of Jesus on the "Seeking God's Kingdom" board while the verse is repeated several times. Who said these words? (Peter.) The disciples also said, "Truly You are the Son of God" in Matthew 14:33.
- Twelve Little Baskets Activity Page:** (MAT08ECGF2, MAT08ECGF6, MAT08ECGF7, and MAT08ECGF8) Materials needed: MAT08ECGF2 activity page, several baskets (cut out) per child, several fish and loaves per child, crayons, glue sticks. Today the children learned the miracle and blessing of the overflowing, bountiful fish and bread. After the crowds had eaten all they could, there was so much left over, it filled twelve baskets. Have the children glue one basket (with fish and bread in it) on their GF2 page, and then staple or tape the rest of the baskets together to make a chain to hang on the wall. Then take the cut-out fishes and loaves to glue on the baskets, also. Hang on the wall as a reminder of who Jesus is—the powerful Son of the living God.
- Finding the Fishes Game:** (MAT08ECGF9 and MAT08ECGF6) Materials needed: one GF9 basket per child and fifty little GF6 fish (cut out) and hidden around the room. After the Bible Adventure today, show the children how to fold the GF9 basket and tape or staple it together as shown. Then, let the children’s “wiggles” out by allowing them to scatter about finding those little fishes that they learned about today. The children that find the most can divide them up so all children have close to the same amount—a lesson on sharing what we have with others.
- Walking on Water Activity:** Spread out a small parachute or queen-size sheet on the floor. Have the children sit down (cross-legged) around the outside edge of the sheet. On a signal from the teacher, have the children lift the sheet together and shake it. What does the top of the sheet remind them of? (Waves.) Choose one child to stand on the sheet and on a signal from the teacher, everyone shakes the sheet again. Can the child walk around without falling down into the water? If the class is large, two children can walk around on the "waves" at the same time. "In today's Bible Adventure, who could walk on the water waves? (Jesus.) Who also wanted to walk on the water but took his eyes off Jesus and got afraid of the waves and sank? (Peter.)" After someone has a turn on the sheet, comment on whether they walked on water like Jesus or sank like Peter.
- Name Chant:** Divide the class into two teams on opposite sides of the room. Tell one team to answer “Son of God” and the other “King of Heaven” when you ask “Who is Jesus?” Exchange the response for each team. Then ask, “Who is the powerful Son of God?” Both teams together say, “Jesus.”
- Verse Review:** Using the teams again, point to one team and have them respond with the first segment of the verse (“You are the Christ”) after you say the reference (Matthew 16:16). The other team says the last part of the verse (“the Son of the living God.”)
- Power Walk:** With children standing in a circle, march around one step for each word while saying the following: One, two, three, Jesus is the powerful Son of God. Repeat.
- Fish and Loaves Relay Game:** Divide the children into two teams, the “Fish” and the “Loaves.” The loaves have to move all the bread pieces in their basket to another basket across the room one at a time with a spoon. The fish team does the same with fish crackers. After one child returns to the line, the next one takes the spoon and moves another piece. The team to finish first is the winner.
- ④ **Pass the Bread Game:** Line up in two lines. The leader of each line is given a solid loaf of bread (this could be a nylon filled with newspaper that looks like a loaf of bread). On the "go" signal, the teams pass the loaf down the line. They may pass under their legs or over their heads but are to stay facing forward. When the loaf gets to the last person, he runs to the front of his line with the bread and passes it over his head or between his legs but keeps his back to his team. It is important to keep the team facing forward. They continue until the leader is back at the front of the line. In today's Bible Adventure, we learned that the bread did not stop coming until everyone had been fed.

Songs:

- This Little Light of Mine**
 1. This little light of mine, I'm gonna let it shine,
This little light of mine, I'm gonna let it shine,
Let it shine, let it shine, let it shine.

2. Hide it under a bushel? NO! I'm gonna let it shine.
Hide it under a bushel? NO! I'm gonna let it shine,
Let it shine, let it shine, let it shine.
 3. Repeat verse one.
-



Took:

- Storm Memory Verse Review: (MAT08ECGF3 and MAT08ECGF10)** Materials needed: one GF3 page, one GF10 wave cut out, and one brass fastener per child, crayons. Help the children assemble the wave to the activity page with the fastener so that they can make the water crash as the storm and Jesus walking on the water frightened the apostles. When Jesus got into the boat, the waves calmed. Have the children pretend to be the disciples saying the memory verse. Repeat many times.
- Peter Walks, Then Sinks: (MAT08ECGF11 and MAT08ECGF12)** Materials needed: the GF11 activity page, a GF12 Peter walking and a GF12 Peter sinking (folded back to back), taped or stapled on a popsicle stick or straw, crayons. Cut a slit in the MAT08ECGF11 page on the line, allowing enough room to fit Peter through. After the Bible Adventure today, the children will remember when Peter had faith and then began to take his eyes off Jesus. What happened? He sank into the sea. The children can pull the puppet through the slit to make Peter on top of the water and then to allow him to sink down.
- Jesus Has Power over the Wind and the Waves: (MAT08ECGF13)** Cut a paper plate in half. The straight side is the top of the boat. Draw waves on the bottom. Cut a square sail out of white construction paper and write the words "Jesus is the powerful Son of God" on it (or, copy the GF13 page onto cardstock paper and cut into squares). Tape a straw to the back of the plate and to the back of the sail. Review today's Bible story and memory verse.
- "Basket for Loaves and Fishes" Memory Verse Tag: (MAT08ECGF14)** If you made the MAT08ECGF9 basket earlier in the morning, you could add a GF14 memory verse tag to the handle by punching a hole in one corner and tying it with yarn, raffia, or ribbon to the basket. Sing the memory verse song to remind the children who Jesus is.
- Preschool Page for Parents: (MAT08ECPPP)** Send a page home with each child, encouraging parents to reinforce the Bible truths at home. Spend a few minutes before the children go home creatively reviewing the song and memory verse.



The disciples brought the small loaves and fishes to Jesus.




Jesus made enough bread and fish for the whole crowd to have enough food.





Jesus walked on the water to the frightened disciples in the boat.

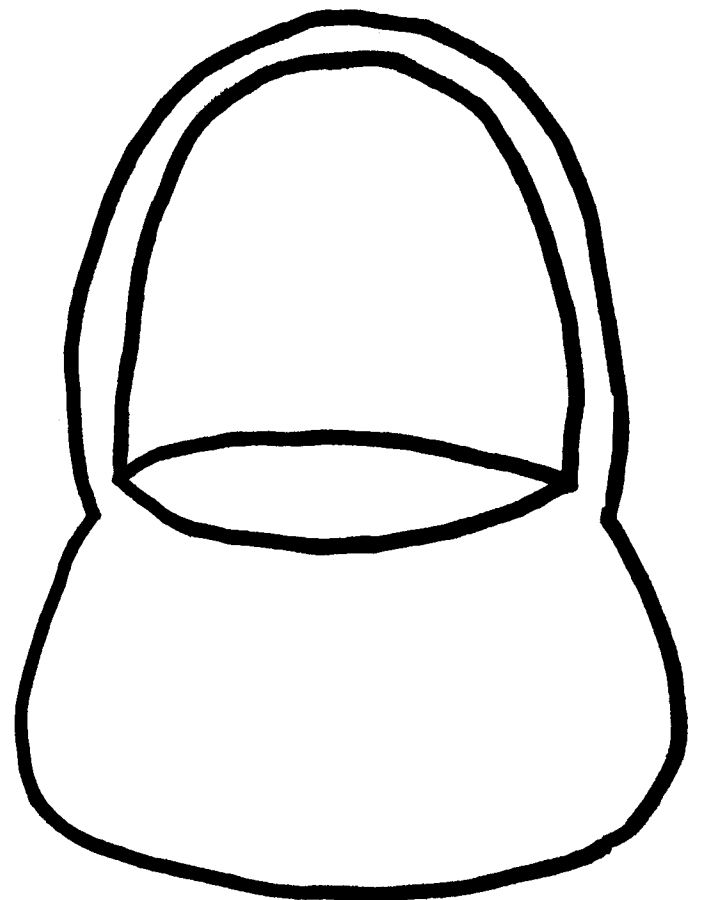
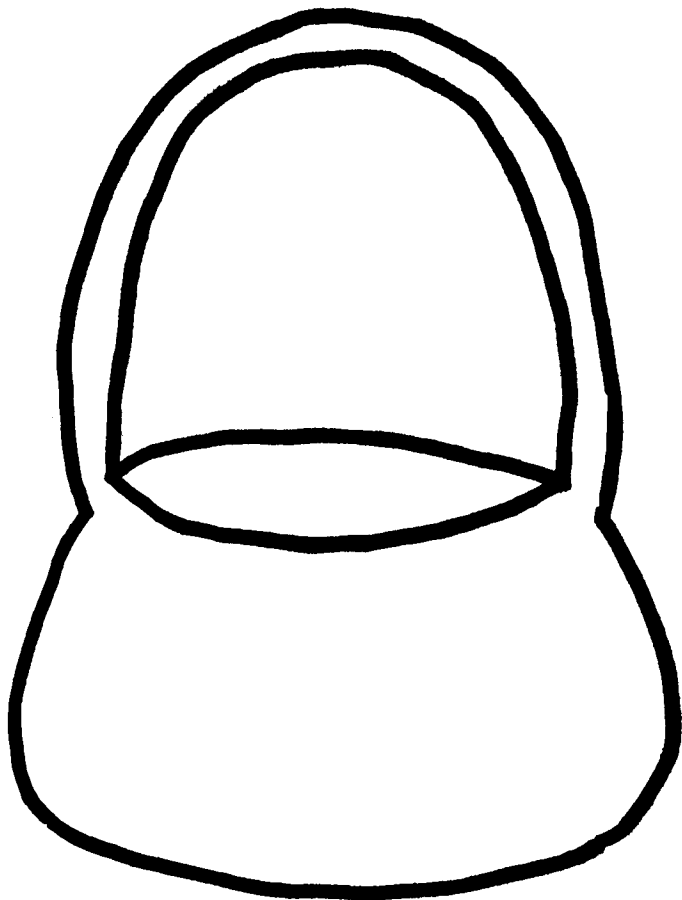
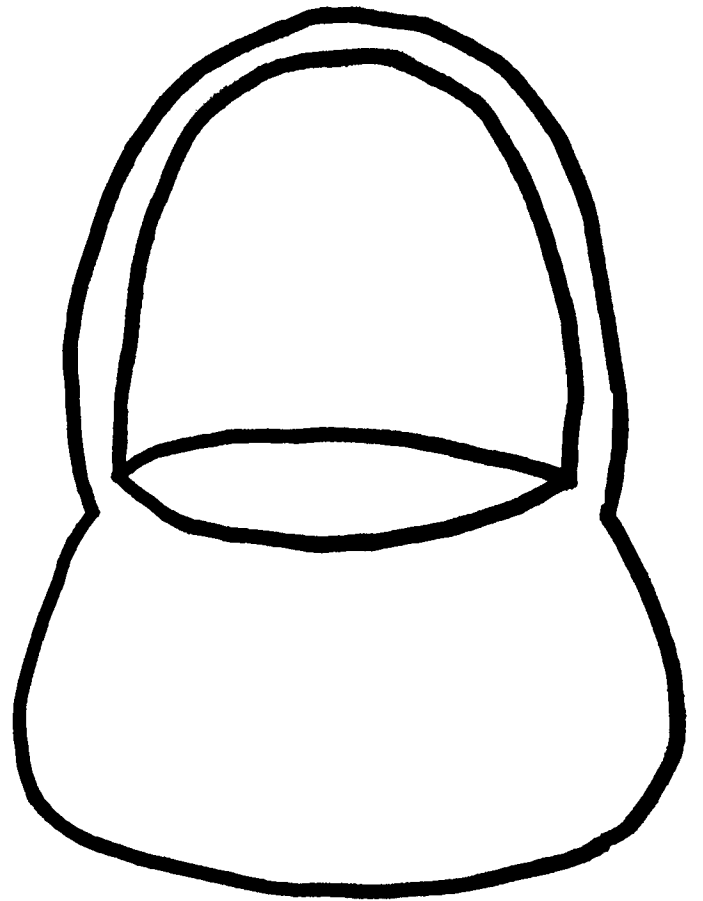
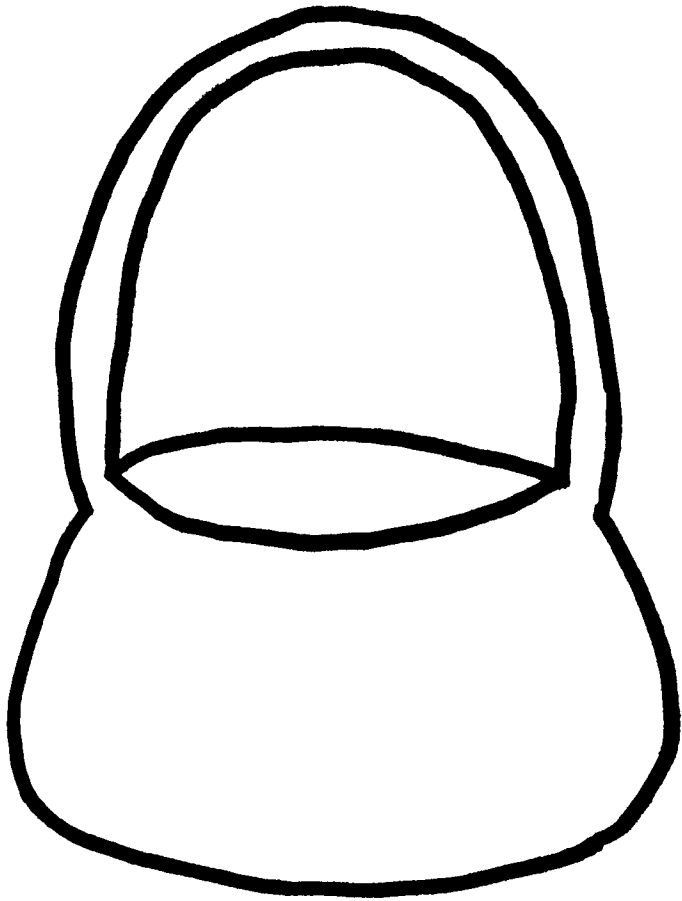


When Peter kept his eyes on Jesus, he walked on the water, too.



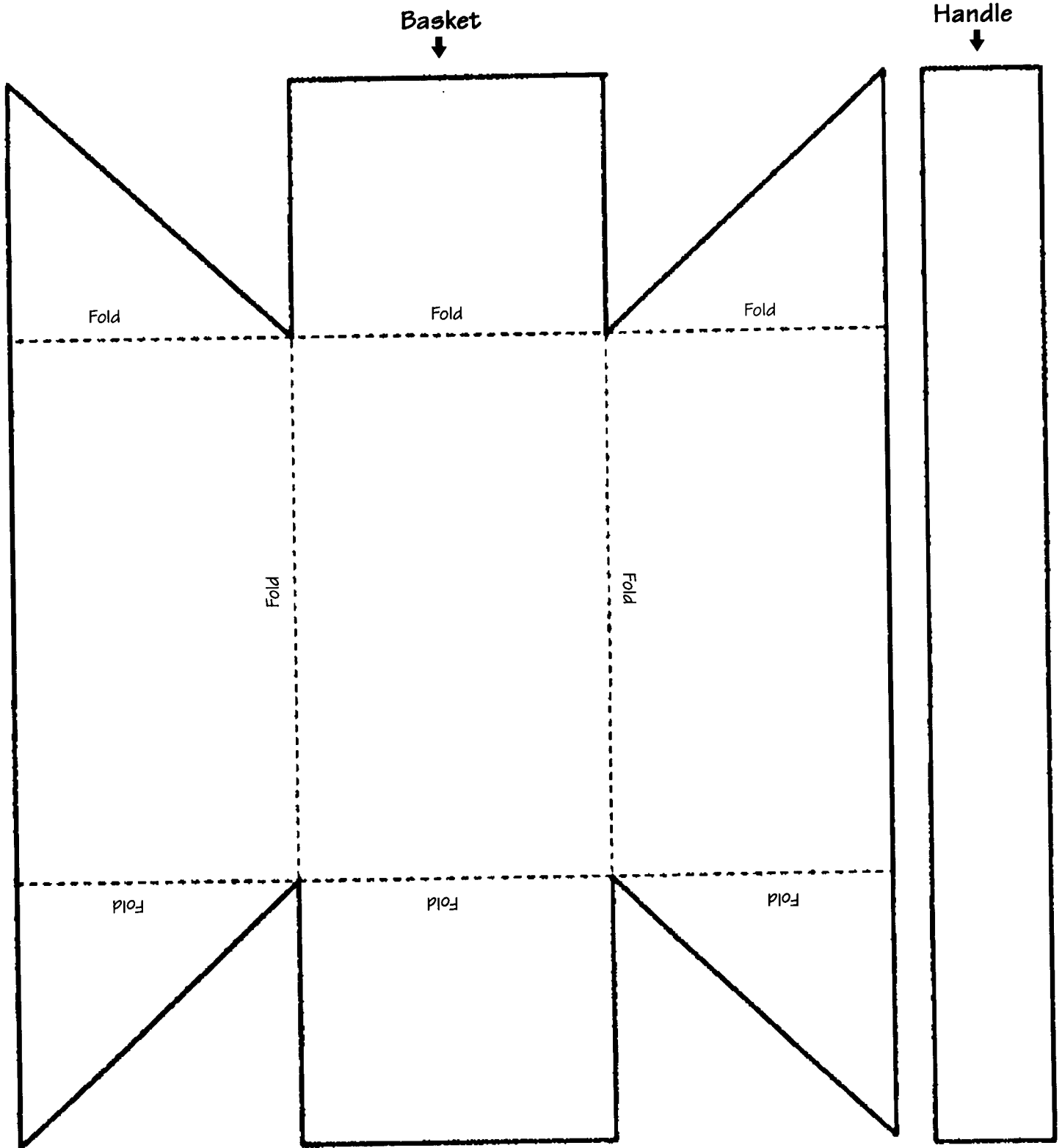






Fold-up Basket

Copy the basket onto cardstock paper. Cut on the solid lines, and fold on the dotted lines. Fold the sides into the center of the basket; glue, tape, or staple the square end flaps over the triangle flaps. Attach the handle with glue, tape, or staples.







**Peter
Walks
Then
Sinks**



Jesus is the
powerful
Son of God.

Jesus is the
powerful
Son of God.

Jesus is the
powerful
Son of God.

Jesus is the
powerful
Son of God.

Jesus is the
powerful
Son of God.

Jesus is the
powerful
Son of God.

Jesus is the
powerful
Son of God.

Jesus is the
powerful
Son of God.

Jesus is the
powerful
Son of God.

Jesus is the
powerful
Son of God.

Jesus is the
powerful
Son of God.

Jesus is the
powerful
Son of God.

Jesus is the
powerful
Son of God.

Jesus is the
powerful
Son of God.

Jesus is the
powerful
Son of God.

You are the Christ,
the son of the living God.
Matt 16:16

You are the Christ,
the son of the living God.
Matt 16:16

You are the Christ,
the son of the living God.
Matt 16:16

You are the Christ,
the son of the living God.
Matt 16:16

You are the Christ,
the son of the living God.
Matt 16:16

You are the Christ,
the son of the living God.
Matt 16:16

You are the Christ,
the son of the living God.
Matt 16:16

You are the Christ,
the son of the living God.
Matt 16:16

You are the Christ,
the son of the living God.
Matt 16:16

You are the Christ,
the son of the living God.
Matt 16:16


You are the Christ,
the son of the living God.
Matt 16:16

You are the Christ,
the son of the living God.
Matt 16:16

You are the Christ,
the son of the living God.
Matt 16:16

You are the Christ,
the son of the living God.
Matt 16:16

October 28, 2001
Matthew Chapters 14-15




This is what I learned today!

Jesus is the powerful Son of God who can do miracles. Many people followed Jesus around to learn and to be healed by Him. Jesus and His disciples were with a large crowd one evening when everyone had gotten tired and hungry. The disciples found only five loaves of bread and two fish to eat. Jesus thanked His heavenly Father for the food and had the disciples pass it out to the people. A mighty miracle happened! Everyone in the large crowd got fed and the disciples had twelve baskets of bread left over. Later that night, the disciples were in a boat. A big wind came up and frightened the disciples. Jesus saw they were having trouble rowing the boat. He walked on the water out to the boat. The disciples were amazed at what they saw and worshiped Jesus, saying He was the Son of God.

Today's Memory Verse

**You are the Christ, the
Son of the living God.
Matthew 16:16**

Miracle of the Multiplying Loaves and Fishes



It might be fun to demonstrate to your small children what it would be like for Jesus to feed 25,000 people with five loaves of bread by feeding your whole family lunch with one saltine cracker (or small roll) and a thimble full of tuna. Keep passing the children broken pieces of bread and fish until they are satisfied. Put the leftovers in a basket. Sing the Matthew Sixteen, Sixteen, Memory Verse Song to the tune "My God Is So Great." Sing the original words to the song as well.

Matthew 16:16, Memory Verse Song (tune: "My God Is So Great")

**My God is so great, so strong, and so mighty,
There's nothing my God cannot do.
(Repeat.)**

**You are the Christ, the Son of the living God.
Matthew sixteen, verse sixteen.
(Repeat.)**

* For tunes to songs, ask about the preschool tape.



Jesus fed thousands of people
from five small loaves and two fish.

Jesus is the powerful Son of God.

Jesus walked on top of the water.

