

Materials I Need:

Legend:



= Option 1, Appropriate for 1st – 2nd Grade

= Option 2, Appropriate for 3rd – 6th Grade

Memory Work:

“He replied, ‘The knowledge of the secrets of the kingdom of heaven has been given to you, but not to them.’” Matthew 13:11 (NIV)

Suggested Thematic Tracks:

① Mysteries of The Kingdom

HOOK: Room Decorations
Teacher Costumes
Solve the Mystery (*Activity*)
Solve the Puzzle (*Activity*)
The Old Testament Mystery Novel (*Discussion*)

BOOK: Sherlock Holmes (*Role Play*)

LOOK: Match the Parables (*Worksheet*)
The Parables (*Crossword Puzzle*)
Complete the Puzzle (*Coloring Activity*)
Parables in Review (*Activity*)

TOOK: Uncover the Mysteries of God with a Soft Heart (*Craft*)
A Pearl a Day (*Take-home Sheet/Craft*)

② Fertile Soil

HOOK: Farming Demonstration (*Activity*)
Plant a Seed (*Activity*)



LOOK: Look, Listen, and Learn (*Worksheet*)
Scriptures for a Soft Heart (*Worksheet*)
The Word of God Seed Packet (*Craft*)
Little Sowers (*Craft/Object Lesson*)

TOOK: Fertile Hearts (*Craft*)
Wheat and Tares: How Can You Tell the Difference? (*Discussion/Take-Home Sheet*)

➤ **Complementary Activities**

 **Hook:**



① **Room Decorations**   Bring in some furnishings or other items you might see in a mystery story. Suggested items might include an old chair, a trunk, a coat tree with a couple of coats and hats on it, a table with a phone, a picnic basket, a pair of muddy boots, a box of tools or fishing equipment, etc. These should be items that would seem very out-of-place in your normal classroom. Place these in locations throughout the room and incorporate them, if you can, into any of the games or activities that are done this morning.

① **Teacher Costumes** 🦋, 🦋 Each teacher should dress like a detective and carry either a small tablet of paper for making notes or a magnifying glass.

① **Solve the Mystery (Activity)** 🦋 Place some clues around the room that will tell your students the names of the parables they will learn about today. These can be randomly placed around the room among the other decorations so that they don't stand out as much. As the students arrive, give them a small sheet of paper and send them on their way, asking them to solve the mystery of the lesson for this morning. They must determine the name of the lesson and list the seven lessons within this morning's lesson. Ideas for your clues might include a pearl necklace or a pearl inside a clam shell, some seeds scattered on the floor with the different types of soils nearby, a net with fish in it, some old and new items grouped together, a loaf of bread, some yeast, or some balls of dough rising in a bowl, a mustard seed taped to an index card, several stalks of wheat tied with a ribbon and a dead weed next to it, etc. You could also jumble up the letters that spell "parables of Jesus," or "Matthew chapter 13," and either scatter them or pile them in one location in the classroom to be sorted and unscrambled. Just before you begin your Bible Adventure time, give the students a chance to present their findings.

① **Solve the Puzzle (Activity)**. 🦋 Each student will need:

duplex copy of **MAT07.GF1 Pgs. 1 & 2** enlarged onto 11x17 cardstock


This puzzle depicts all seven of the parables to be taught this morning.


1. Before class, cut the puzzles apart on the lines and separate into piles with all the like pieces.
2. Keep two piles out and pull one piece each from these as the students arrive to class.
3. Hide the remaining piles throughout the classroom in the props you have brought in for your "Room Decorations." Use baskets, buckets, trunks, boots, bowls, hats, vases, etc., where these piles of puzzle pieces will not be visible to the students.
4. As the students arrive, give them each two pieces of their puzzle and have them select a spot at a table to sit.
5. Once they have put the pieces down at their places, the teacher can give them a clue as to where to find another piece of their puzzle. You will need to make up your own clues based on whatever you come up with to use for your props. For instance, a clue that would direct them to a basket might say something like "look for the woven container" or "search for a reed bowl." Whisper these clues to each student so that they are working at their own pace. They should not be allowed to collect a piece unless given that clue by the teacher.
6. Once they have collected all of their puzzle pieces and have assembled the puzzle, secure with tape and write their names on them. Save these to be used later in the LOOK activity.

② **Farming Demonstration (Activity)**. 🦋, 🦋 Dress up like a farmer or, better yet, invite a real live farmer to your class to demonstrate and discuss fertile soil. Show some different kinds of seeds and ask your students what the necessary elements are to make these seeds grow (water, sunlight, heat, proper growing conditions, good soil, fertilizer, etc.). Show different kinds of soil that would not be good to grow things in such as rocky, hard packed, thorny, or weedy soil. Talk about why these would not make good bases for growth. The students will learn about a farmer who tossed his seed in different kinds of soils. Ask them what kind of results they think he had.

② **Plant a Seed (Activity)**. 🦋, 🦋 Use markers to decorate styrofoam cups. Assist the students in planting seeds in these to take home. As you plant the seeds, talk about how the soil you are using is rich and fertile and good for growing. Ask the students what else would work well for growing seeds. Bring in some rocks, weeds, thorn branches, and dry dirt. Ask them if a seed could grow very well in anything else. This morning they will hear about a man who planted seeds. Ask them if they think his seeds grew.

➤ **Pair 'o Bowls (Starter)**. 🦋, 🦋 What is the teacher wearing on his head? He is wearing today's subject on his head! What could we possibly be talking about in our Bible lesson today? Not Princess Leia. Not the sound of the ocean. But a pair of bowls over his ears to represent Jesus' parables!









 ➤ **Why Parables? (Discussion).** 🍌, 🦋 Explain that a parable is a story that contains a hidden truth. Jesus spoke in parables to teach about heavenly things which are hidden to earthly eyes and ears. Did Jesus want to hide the truths of the kingdom of God? No, He wanted to further make the distinction between those people who belonged to Jesus and those who did not—the wheat and the tares, the sheep and the goats, those who truly believed Jesus and those who wanted the miraculous things Jesus could do for them. People who wanted to know Jesus listened to Him for understanding, although it was difficult. People who only wanted to be impressed by Jesus' signs and wonders did not care about the hidden truths in Jesus' stories and walked away without understanding (Matt. 13:13-15). This was intended to help us see what our eternity might really look like (Matt. 25:31-33).

 ① **The Old Testament Mystery Novel (Discussion).** 🍌, 🦋 What would you consider to be the longest mystery novel? Hands down, the Old Testament wins the prize. The Old Testament is both the longest in the number of words and also the longest in the expanse of time it actually covers. The prophets spoke about how the Messiah would come and tell the mysteries that were hidden since the foundation of the world (Matt. 13:35). In verse 17 of this chapter, Jesus tells the disciples, “Many prophets and righteous men longed to see what you see but did not see *it*, and to hear what you hear but did not hear *it*.” Before Jesus came, and before the New Testament was written, the people of God did not understand how the kingdom of God would come to be. As followers of Christ, we have been given the answers (Matt. 13:11).



Book:

Presentation Ideas –

-  ① **Sherlock Holmes (Role-Play).** Dress up as Sherlock Holmes and tell today's Bible story from a sleuth's point of view.
-  ➤ **Parable of the Sower (Illustration/Coloring Page).** 🍌, 🦋 Matthew 13:18-23, **MAT07.GF2.**
-  ➤ **Wheat and Tares (Illustration/Coloring Page).** 🍌, 🦋 Matthew 13:24-30,36-43, **MAT07.GF3.**
-  ➤ **The Mustard Seed (Illustration/Coloring Page).** 🍌, 🦋 Matthew 13:31-32, **MAT07.GF4.**
-  ➤ **The Leaven (Illustration/Coloring Page).** 🍌, 🦋 Matthew 13:33, **MAT07.GF5.**
-  ➤ **The Pearl of Great Price (Illustration/Coloring Page).** 🍌, 🦋 Matthew 13:44-45, **MAT07.GF6.**
-  ➤ **The Net (Illustration/Coloring Page).** 🍌, 🦋 Matthew 13:47-50, **MAT07.GF7.**
-  ➤ **New and Old Treasures (Illustration/Coloring Page).** 🍌, 🦋 Matthew 13:52, **MAT07.GF8.**

Bible Adventure for 1st – 6th Grades -

Do you love mystery stories? In everything from Nancy Drew and The Hardy Boys to Sherlock Holmes, the characters have to dig, think, and investigate to uncover the hidden truth. A great investment of time and energy is expended to solve the mystery. In the study of Matthew chapter 13, we will see that Jesus used parables to help His disciples uncover the mysteries of the kingdom of heaven.

A parable is a story that contains a hidden truth. To unbelievers, Jesus' parables didn't make any sense. But to believers, they gave great insight and revelation into the kingdom of heaven. The parables of Matthew chapter 13 reveal the contrast between true Christians and people who may appear to be Christians, but in reality they are not.

In the parable of the sower, Jesus tells of a man who scattered seed on four different kinds of soils. The first was a hard path, and when the seeds fell on it the birds came and ate it up. The second soil was very rocky. When the seeds landed on it, they sprang up quickly but soon withered in the hot sun because they

had not developed any roots. The third soil was full of thorns that choked out the seeds when they started to grow. Only the fourth soil was good and produced an abundant crop. The hard path represents the person who hears the Gospel and blatantly rejects it. The rocky soil represents the person who says he is a Christian but gives up his faith when things get too difficult. The thorny soil represents the person who claims he's a Christian but lets the lure of money and material possessions draw him away. Finally, the good soil represents the person who is truly saved and lives a life that is pleasing to God.

In the parable of the wheat and the tares, Jesus described a farmer who planted a crop of wheat, but while he was sleeping, his enemy came and planted weeds among the wheat. It was impossible to tell the difference between the wheat and the weeds (or tares) until the plants were fully mature and had developed heads. Only at harvest time could the weeds be pulled and burned. In this parable, the farmer is Jesus and the wheat stands for true Christians. Satan is the enemy and the weeds are unbelievers who reject Jesus. At the final judgment, Christians will be with Jesus in heaven but unbelievers will be sent to hell.

The parable of the net is similar in that it demonstrated that even though it can be sometimes difficult to distinguish true believers from unbelievers, in the end Jesus will separate them and send the unbelievers to eternal punishment. In this parable, Jesus told of a fisherman who let down his net and caught all sorts of fish. He collected the good fish but threw the bad away. This is how it will be in the end when Jesus "separates the wicked from the righteous."

The parable of the mustard seed and the parable of the leaven also teach similar lessons about the kingdom of heaven. The mustard seed is about a tiny seed that, when planted, becomes a bush large enough for birds to come perch in its branches. The parable of the leaven is about a woman who put a small amount of yeast in her dough, but that tiny amount caused the dough to multiply in size. These stories explain that the kingdom of heaven will start out relatively small but it will spread throughout the world and include not only Jews but Gentiles (or non-Jews), as well.

The parables of the pearl of great price and the hidden treasure focus on the immeasurable value of the kingdom of heaven—so great that a man would sell all he owns to obtain it. Listen to the words of Matthew 13:44-46: "The kingdom of heaven is like treasure hidden in a field. When a man found it, he hid it again, and then in his joy went and sold all he had and bought that field. Again, the kingdom of heaven is like a merchant looking for fine pearls. When he found one of great value, he went away and sold everything he had and bought it."

The final parable tells of a householder who brings out both new and old treasures. Jesus, in telling the parable to His disciples, was teaching them to not throw old things (the Old Testament law) out as they received new teachings but to understand both in the light of one another.

Wow! All these parables teach a lot about the kingdom of heaven. Be like a detective and pour everything that you are into discovering the mysteries of God. Pursue Him with all your heart, soul, mind, and strength. Dig into His Word and find the "pearl of great price" which is God Himself! Pray for a humble heart to understand and share with others. Nothing in the entire universe is more important.

Also, remember that even though it can sometimes be hard to distinguish between true believers and "make-believers," Jesus will sort them out at the final judgment. There are good soils and bad soils, wheat and tares, people who will believe and those who won't. A person's response to God will have consequences that will last for eternity.

Aim Questions

1. **Why did Jesus speak in parables?** *(Many people did not believe the things Jesus taught. In order to reveal more truth to believers and to show mercy to unbelievers, Jesus concealed the truth in stories or parables.)*
2. **What happens to the wheat at harvest? The tares?** *(The wheat goes into the barn because it is good and useful. The tares are bundled up and thrown into the fire because they have no worth.)*
3. **Are you a wheat or a tare? Which of the soils are you, and why?**
4. **Why is the kingdom of heaven like a pearl or treasure that someone would sell all to obtain?** *(The kingdom of heaven is more valuable than anything we could own or possess. The value of the kingdom is why we will sacrifice all to know our Lord and Savior.)*
5. **Why is the kingdom of heaven like leaven or the mustard seed? Who would be included in the kingdom of God? Are you a Gentile? What is a Gentile?** *(Although the Kingdom of the Son of Man started with a few, it has grown into a massive Kingdom that has made a huge impact on this world. Jesus' kingdom will include Jews and Gentiles. A Gentile is anyone that is not a Jew.)*



Look:



① **Match the Parables (Worksheet).** 🐛, 🦋 Have the students use **MAT07.GF9** and match the lesson learned with the parable taught.



① **The Parables (Crossword Puzzle).** 🐛, 🦋 Have the students complete the crossword puzzle that contains words from Matthew 13, **MAT07.GF10**



② **Look, Listen, and Learn (Worksheet).** 🐛, 🦋 Review this morning's parables using this worksheet **MAT07.GF11**. Look up the verses, listen as each student reads a portion of the scripture, and learn by having the students tell the meaning of the parable.



② **Scriptures for a Soft Heart (Worksheet).** 🐛, 🦋 Each student will need:
MAT07.GF12 Pgs. 1 & 2 duplex copied onto cardstock
1 set of verses from **MAT07.GF12 Pg. 3** copied onto white paper
scissors
yarn

Have the student follow the instructions below to complete their worksheet:

1. Look up the verse and find the corresponding word(s) listed that describe what the verse is saying.
2. Cut the verses out and paste them inside of the heart on **MAT07.GF12 Pg.1**.
3. Cut out the large heart once you have filled it with verses, punch a hole at the top and tie a piece of yarn through for hanging.



➤ **Wheat and Tare (Game).** 🐛, 🦋 Each student will need:
copy of **MAT07.GF13 Pgs. 1 & 2**
crayons or markers

1. At the tables, pass out **MAT07.GF13 Pgs. 1 & 2**.
2. Discuss what kind of person Jesus would consider to be wheat, and what kind of person He would consider to be a tare.
3. Have the students color the pictures and crumple up both sheets into balls.
4. Divide the class into two teams and have a large bucket or bin against opposite walls with each team facing its own bucket.
5. Give each team a chance to throw two crumpled balls into the bucket and count the number going in as a single point. Remember the number, but place all the balls that missed into the bucket.
6. When you say "go," each team will race to separate the tares from the wheat. The team that is finished first keeps all the points while the other team deducts a point for every crumpled paper that is not sorted.
7. Discuss the significance of the sorting that will be done on God's day of judgment.

② **The Word of God Seed Packet (Craft).** 🌱, 🦋 Each student will need:

MAT07.GF14 Pgs. 1 & 2 copied onto white paper
birdseed or sunflower seeds
scissors
glue
colored markers or crayons

Have the students follow the instructions below to assemble their seed packets:

1. Cut out the entire packet on **MAT07.GF14 Pg. 1.**
2. Fold toward wrong side on remaining lines.
3. Glue side and bottom flaps in place.
4. Cut out the Word of God slips from **MAT07.GF14 Pg. 2.**
5. Glue birdseed or sunflower seeds next to the verses.
6. Put the verses in the “seed” packet. Add more seeds if you wish.

Discuss with the students the instructions on the seed packet for planting. Ask them what they can do to have good soil in their hearts.

① **Complete the Puzzle (Coloring Activity).** 🌱, 🦋 As you review each of the parables discussed this morning, allow the students to color their puzzles assembled during the HOOK time. The verses for each parable are listed on the back of each puzzle piece. Have them take turns looking up and reading the passage. See if they can tell you the lesson behind each parable.

① **Parables in Review (Activity).** 🌱, 🦋 Have the students use the seven illustrations, **MAT07.GF2–8**, to give them a chance to re-tell each parable and share with one another the meanings.

② **Little Sowers (Craft/Object Lesson).** 🌱, 🦋 You will need a one solid nursery tray. Fill it with good soil and with sandy/rocky soil (Children’s Ministry can provide the good soil, and your classroom can venture out to the field on either side of the church building for sandy/rocky soil and small pebbles). On top of the sandy/rocky soil place small rocks and pebbles. The other half of the container should be filled with good soil. After filling both sides about half-way up, place a strip of foam across the middle. This will simulate the path. On one side of the foam will be the sandy/rocky soil and on the other will be the good soil. You can decorate the ‘path’ with glitter or paint, and you can have the students paint the rocks. The outside of the containers can also be decorated with glitter glue, ribbon, buttons, etc. After the container is finished, water the soil and then sprinkle some seeds across the surface. This clearly demonstrates the parable of the sower. The containers can be placed under the window and the students can watch to see if the good seeds will produce “fruit.” Watch the process weekly.

➤ **Good Seeds Produce Fruit (Hidden Picture).** 🌱 Have the students color the picture and find out how many fruits are in the picture, **MAT07.GF15.**

➤ **Revealed and Concealed (Memory Verse Puzzle/Maze).** 🦋 Jesus told His disciples that they would know secrets about His kingdom that the Jewish leaders and others would not know. God had hidden this knowledge from the others. Have the students read the memory verse and then solve the maze (**MAT07.GF16**). The hidden secret about the maze is that the two maze pieces are mirror images of each other. Therefore, if they solve one piece you should be able to solve the other.

➤ **Aim Questions (Worksheet).** 🌱 Have the students answer the Aim Questions about today’s Bible Adventure, **MAT07.GF17.**

➤ **Passage Review Questions (Worksheet).** 🌱, 🦋 This booklet contains many questions from the Scripture passage covered in today’s lesson. Students may work on them in class and complete them during the week at home, **MAT07.GF18.**

➤ **Matthew 13:11 (Memory Verse Song).** 🌱 Words and music for today’s memory verse are available upon request from Children’s Ministry.



Took:



① Uncover the Mysteries of God with a Soft Heart (Craft). 🐛, 🦋 Each student will need:

MAT07.GF19 copied onto cardstock
scissors
glue
craft stick
crayons, markers, glitter

1. Have the students assemble the heart-shaped magnifying glass bookmark craft as shown in **MAT07.GF19**.
2. Explain how soft hearts are needed within us to see and understand the mysteries of the kingdom that God reveals to us in His Word.
3. Send this craft page home with the verses listed and encourage the students to look up a verse each day and write down what they learned from what they read. If they are not able to read, be sure that you hand these pages to their parents to do with their children this next week.



① A Pearl a Day (Take-home Sheet/Craft). 🐛, 🦋 Each student will need:

copy of **MAT07.GF20 Pgs. 1 & 2**

Each day this next week the students can look up a verse listed (or one they choose for themselves). They should read the verse and write down a few words about what that verse means to them on one of the pearls. Cut that pearl out and paste it into the mouth of the seashell. They can complete their picture during the week by coloring or decorating their sheet and mounting it on another sheet of paper.



② Fertile Hearts (Craft). 🐛, 🦋 Each student will need:

copy of **MAT07.GF21**
styrofoam cup
tape or glue

Have the students follow the instructions below to complete their craft:

1. Cut out the heart strips or individual hearts with verses on them from **MAT07.GF21**
2. Glue or tape on the outside of the styrofoam cup that you planted during the HOOK time.
3. Send these home with the students to look up each verse and talk to someone in their family about what it means.



② Wheat and Tares: How Can You Tell the Difference? (Discussion/Take-Home Sheet).

🐛, 🦋 Talk about the differences between the wheat and the tares. Ask the students the following question:

1. Are these characteristics always easy to see in those around us?
2. What can we look for?
3. How can we discern the true from the make-believe Christians?


Look back to last week's lesson as a reference if you worked on the spiritual character portraits of the Christian and the pretender. Send **MAT07.GF22** home with the students and encourage them to look up the verses this week and to personally seek to be a wheat, and pray for the tares among us.




➤ Parable Booklet (Craft). 🐛, 🦋 Each student will need:

duplex copy of **MAT07.GF23 Pgs. 1 & 2**
duplex copy of **MAT07.GF23 Pgs. 3 & 4**

1. Set up stations and move the students from station to station to color or decorate each page for their mini-booklet.
2. As they work on their page, review the parable and the meaning with them.
3. Fold each duplex copy, assemble the pages in proper order, and staple.
4. Practice sharing these parables with each other.

 ➤ **Wheat and Tares (Game).** 🌾, 🦋 Have the teachers stand several feet apart from each other at one end of the classroom. They are designated as the wheat. Have them raise their arms up toward the ceiling so that they stand tall and firm. Appoint several students to be the tares who move in and out between the wheat, but cannot hide behind them. The remainder of the students are the "separators" who use Nerf balls to try and hit the tares as they dart in and out of the wheat. The object of the game is to destroy all of the tares. Once the game is completed, take turns being the different players. If weather permits, think of the possibilities outside for this game!

 ➤ **Net and Fish (Game).** 🐟, 🦋 Use a large fishing net or sheet to play this game. Toss out a multitude of similar objects (milk cartons, yogurt containers, shoes, Legos, etc.) onto the floor area in your classroom. Give the students turns to scoop up as many objects as they can, and see how fast they can separate the good fish from the bad fish. You will need to distinguish the "righteous" from the "wicked" objects somehow (write R on some and W on others). Time the students and keep score. Give prizes for those who work the fastest, collect the most "righteous," have the best form in tossing the net, etc.

Matthew
13:31-32

Matthew
13:24-30,
36-43


Matthew
13:18-23

Matthew
13:33

Matthew
13:47-50

Matthew
13:52

Matthew
13:44-45




Parable of the Sower




Wheat and Tares




The Mustard Seed



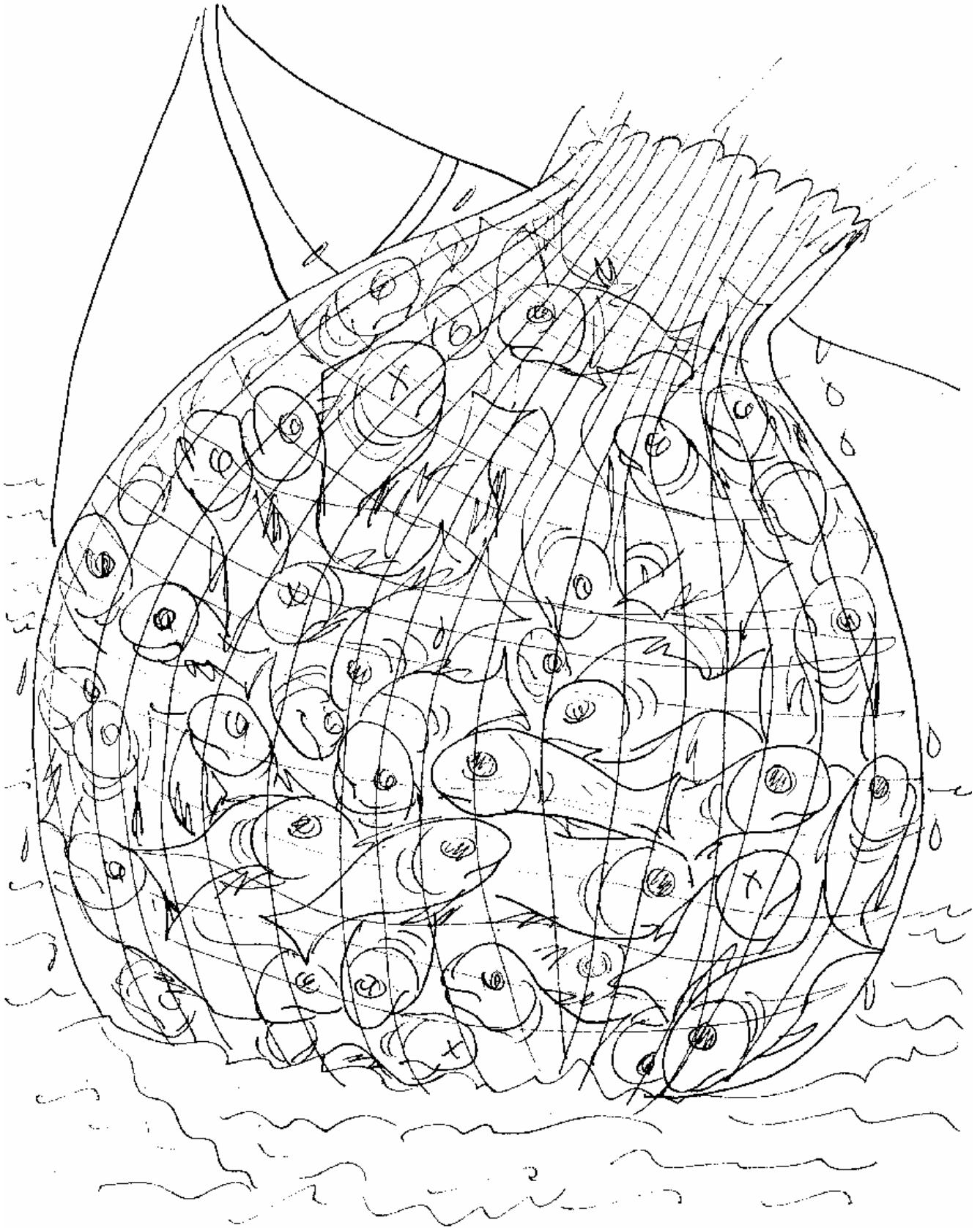
The Leaven



The Pearl of Great Price



The Net



New and Old Treasures



Matthew 13

Match the Parables

Find the parable on the left and match it with the lesson taught on the right. Draw a line between each and write the Scripture reference underneath the name on the left.

Parable of the Net

Parable of the Mustard Seed

Parable of the Householder

Parable of the Pearl of Great Price

Parable of the Leaven

Parable of the Sower

Parable of Wheat and Tares

There are “pretend” Christians among the true believers, and it can be difficult to tell them apart. At judgment they will be separated.

Jesus is the farmer. Satan has planted unbelievers among the believers in the world. Full maturity reveals their true hearts, and they will be separated and burned at the judgment.

The soils represent different conditions of a person’s heart and their receptiveness and response to the Word of God.


The kingdom of God will start out small, but will grow and spread to include many people, not just the Jewish nation.

All of God’s laws are important—those from the Old Testament as well as the New Testament.

The kingdom of heaven has immeasurable value.

Matthew 13

The Parables



ACROSS

1. These were thrown on four types of soil. (Matt. 13:3)
3. The enemy sowed these among the wheat to corrupt the field. (Matt. 13:25)
4. He corrupted the good crop by spreading weeds. (Matt. 13:25)
8. A story that hides Biblical truth from the enemies of God. (Matt. 13:34)
9. Seed fell here and produced a healthy crop. (Matt. 13:8)
12. Smelly, smelly, and gets thrown away. (Matt. 13:48)
13. These choked the plants once the plants started to grow from seed. (Matt. 13:7)
14. All who do evil and hate God are here for eternity. (Matt. 13:50)
15. Believers will worship God for eternity here.
16. Jesus saw this prophet's prophecy fulfilled through parables. (Matt. 13:14)

DOWN

1. He threw the seed; specific job of a farmer. (Matt. 13:18)
2. A merchant sold all that he had so he would own this: oyster's jewel (Matt. 13:45-46)
5. A little spreads through flour. (Matt. 13:33)
6. I saiah was one: God's messenger. (Matt. 13:35)
7. Shallow soil; seeds cannot grow deep and roots die. (Matt. 13:5)
9. These swimmers are keepers. (Matt. 13:48)
10. They ate the seed on the path. (Matt. 13:4)
11. They let their net down and caught good and bad fish. (Matt. 13:48)

LOOK, LISTEN, AND LEARN

Look up the verses listed, and write the name of the parable covered in that passage. Then under the name, using your own words, write the explanation or meaning of that parable.

Look it up! Read the Scripture passage.


Matthew 13:31-32



Matthew 13: 1-9

Listen to what God says through His Holy Spirit working in your heart.

Matthew 13: 47-50



Matthew 13: 24-30

Memorize, meditate, and apply what you learn.

Matthew 13:44







*Scriptures
for a Soft
Heart*



*Scriptures
for a Soft
Heart*



(1 Sam. 16:7) The Lord Sees My Heart

(1 Chron. 28:9) The Lord Searches My Heart

(Ps. 119:11) Hide His Word in My Heart

(Rom. 10:9-11) Confess and Believe Christ is Lord

(Heb. 10:22) Draw Near to God with a Clean Heart

(Deut. 6:5) Love God with My Whole Heart

(Matt. 15:18) My Mouth Speaks for My

(Heb. 13:20-21) God Equips Us to do His Will

(Eph. 5:12) Be an Imitator of God

(1 Sam. 16:7) The Lord Sees My Heart

(1 Chron. 28:9) The Lord Searches My Heart

(Ps. 119:11) Hide His Word in My Heart

(Rom. 10:9-11) Confess and Believe Christ is King

(Rom. 10:9-11) Confess and Believe Christ is Lord

(Deut. 6:5) Love God with My Whole Heart

(Matt. 15:18) My Mouth Speaks for My

(Heb. 13:20-21) God Equips Us to do His Will

(Eph. 5:12) Be an Imitator of God

(1 Sam. 16:7) The Lord Sees My Heart

(1 Chron. 28:9) The Lord Searches My Heart

(Ps. 119:11) Hide His Word in My Heart

(Rom. 10:9-11) Confess and Believe Christ is Lord

(Heb. 10:22) Draw Near to God with a Clean Heart

(Deut. 6:5) Love God with My Whole Heart

(Matt. 15:18) My Mouth Speaks for My

(Heb. 13:20-21) God Equips Us to do His Will

(Eph. 5:12) Be an Imitator of God

(1 Sam. 16:7) The Lord Sees My Heart

(1 Chron. 28:9) The Lord Searches My Heart

(Ps. 119:11) Hide His Word in My Heart

(Rom. 10:9-11) Confess and Believe Christ is King

(Rom. 10:9-11) Confess and Believe Christ is Lord

(Deut. 6:5) Love God with My Whole Heart

(Matt. 15:18) My Mouth Speaks for My

(Heb. 13:20-21) God Equips Us to do His Will

(Eph. 5:12) Be an Imitator of God

(1 Sam. 16:7) The Lord Sees My Heart

(1 Chron. 28:9) The Lord Searches My Heart

(Ps. 119:11) Hide His Word in My Heart

(Rom. 10:9-11) Confess and Believe Christ is Lord

(Heb. 10:22) Draw Near to God with a Clean Heart

(Deut. 6:5) Love God with My Whole Heart

(Matt. 15:18) My Mouth Speaks for My

(Heb. 13:20-21) God Equips Us to do His Will

(Eph. 5:12) Be an Imitator of God

(1 Sam. 16:7) The Lord Sees My Heart

(1 Chron. 28:9) The Lord Searches My Heart

(Ps. 119:11) Hide His Word in My Heart

(Rom. 10:9-11) Confess and Believe Christ is Lord

(Heb. 10:22) Draw Near to God with a Clean Heart

(Deut. 6:5) Love God with My Whole Heart

(Matt. 15:18) My Mouth Speaks for My

(Heb. 13:20-21) God Equips Us to do His Will

(Eph. 5:12) Be an Imitator of God



Tare?



Wheat?

Word of God “Seed” Packet

Cut out entire packet.

Fold remaining lines toward back of packet.

Glue side and bottom flaps in place.

Cut out Word of God slips from page 2.

Glue birdseed or sunflower seeds next to verses.

Put verses in “seed” packet. Add more seeds.

When planted in good soil, the Word of God will produce a crop 100 times greater than what was sown.

Avoid planting on paths where seed can be trampled on or stolen by birds.

Avoid rocky areas where young plants will wither for lack of moisture.

Avoid planting among thorns which will grow and choke the plants.

The Word of God SEED



When heard and retained by a good and noble heart, this Word will produce a generous crop.

Cut out these verses. Glue some seeds on the margin. Put them in the assembled seed packet from page 1.

You are worthy, our Lord and God, to receive glory and honor and power, for you created all things... Revelation 4:11a

...for all have sinned and fall short of the glory of God... Romans 3:23

Surely the arm of the LORD is not too short to save, nor His ear too dull to hear. But your iniquities have separated you from your God; your sins have hidden His face from you, so that He will not hear. Isaiah 59:1, 2

For God so loved the world that He gave His one and only Son, that whoever believes in Him shall not perish but have eternal life. John 3:16

For the wages of sin is death, but the gift of God is eternal life in Christ Jesus our Lord. Romans 6:23

Good Seeds Produce Fruit

From our Bible Adventure today, we learned that only good seeds produce lasting fruit. As you are coloring the picture below, count how many pieces of fruit are in the picture.





Revealed and Concealed

Matthew 13:11 "He replied, 'The knowledge of the secrets of the kingdom of heaven has been given to you, but not to them.'"

Jesus told His disciples that they would know secrets about His kingdom that the Jewish leaders and others would not know. The Jewish leaders could not find the secrets because God had hidden them.

Can you solve this maze and find out a secret about it? If you cannot discover the hidden secret, ask your teacher.



Aim Questions

Answer the following questions about today's Bible Adventure.

1. Why did Jesus speak in parables?
2. What happens to the wheat at harvest? The tares?
3. Are you a wheat or a tare? Which of the soils are you, and why?
4. Why is the kingdom of heaven like a pearl or treasure that someone would sell all to obtain?
5. Why is the kingdom of heaven like leaven or the mustard seed?
6. Who would be included in the kingdom of God? Are you a Gentile? (What is a Gentile?)

As believers, we need to invest in finding the hidden treasures in Scripture that reveals God Himself. Pray for a humble heart to understand and share God's Word with other believers as well as non-believers.



"He replied, 'The knowledge of the secrets of the kingdom of heaven has been given to you, but not to them.'"

Matthew 13:11

Passage Review Questions

Matthew 13

What four types of soil did Jesus include in His parable? (13:3-5,7-8)

Were the first three types of soil's good or bad? (13: 3-5,7)

The soils represent different types of faith. What kind of faith does the fourth soil describe? (13:8)

Do all believers produce the same amount of fruit? (13:8)

To what does Jesus compare the kingdom of heaven? (13:24)

Who is the enemy who sowed tares among the wheat? (13:25, 39)

How do you know a tare (unbeliever) from the wheat (believer)? (13:26)

How did Jesus speak to the crowds to distinguish between unbelievers and believers? (13:34)

Who sowed the good seed? (13:37)

What is the “harvest” symbolizing? (13:39)

What happens to the tares (unbelievers)? (13:30, 40-42)

What happens to the wheat (believers)? (13:30, 43)

What is the kingdom of heaven like? (13:44)

How much does the man in the parable value the field (the kingdom)? (13:44)

What is the kingdom of heaven like? (13:45)

How much is the pearl (the kingdom) worth to the merchant? (13:46)

What is the kingdom of heaven like? (13:47)

In the end times, what will happen to unbelievers? (13:49-50)

How did the people in Jesus’ hometown receive His homecoming? (13:57)

How did Jesus respond to the people’s unbelief? (13:58)

Uncover the Mysteries of God with a Soft Heart

Matthew 5:8

Matthew 13:23

1 Corinthians 4:1

Deuteronomy 6:5

John 15:10

James 1:23,

Matthew 11:15

Psalms 139:23-24

1 Corinthians 2:6-7


Romans 16:25-27

Ephesians 1:7-9

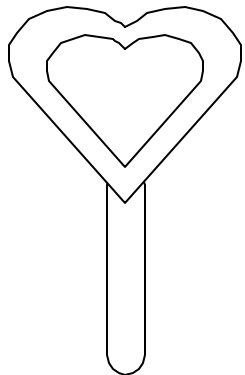
Ephesians 6:19

Colossians 1:25-27

Colossians 2:2-3



example



Color or decorate and cut out the heart-shaped magnifying glass around the outside as well as the inside heart above and paste it to a craft stick. Use as a Bible bookmark this week as you look up the verses and meditate on the Word of God.

If our hearts remain soft we will better understand the mysteries of the kingdom of God.

A Pearl a Day

This coming week, look up one of these verses, or others you choose each day, and write a few words describing what you learned from this passage inside one of the large pearls on this page. Cut out the pearl and paste it inside your shell.

At the end of the week, color, cut, paste and frame or hang your completed shell artwork with the pearls inside.

John 15:5

2 Corinthians 9:6

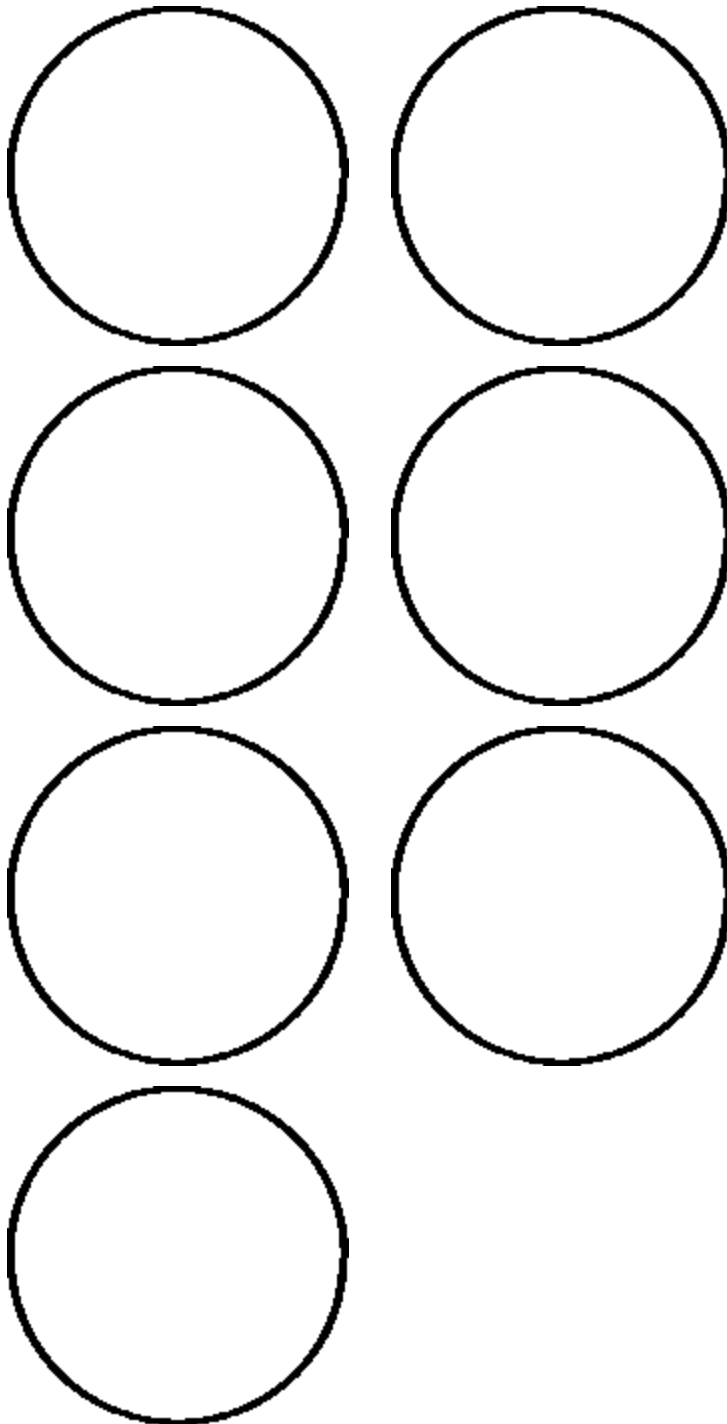
2 Corinthians 13:5


Proverbs 9:10

Matthew 6:21

Philippians 2:14-15

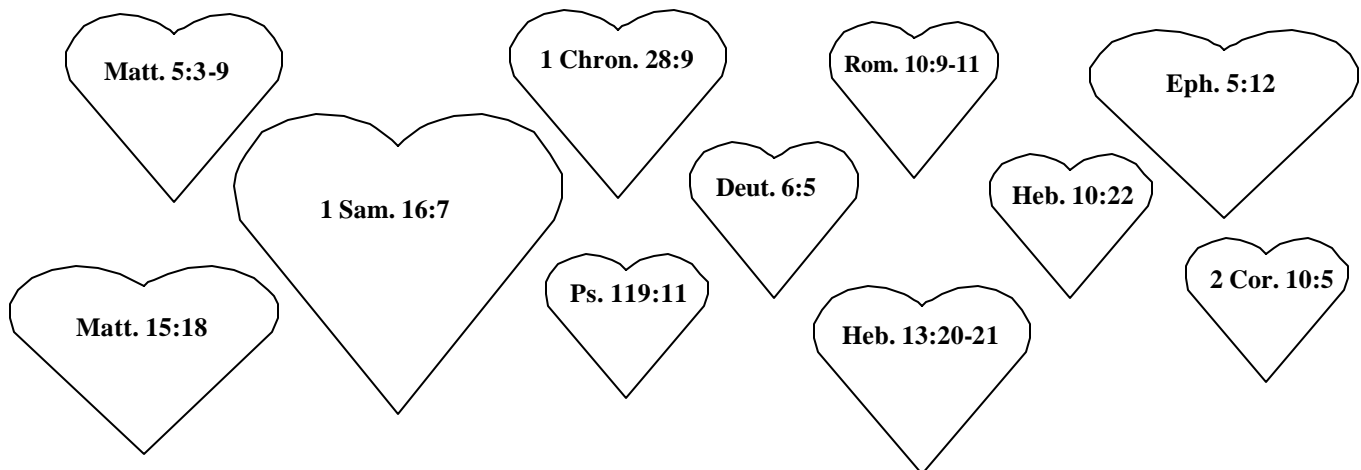
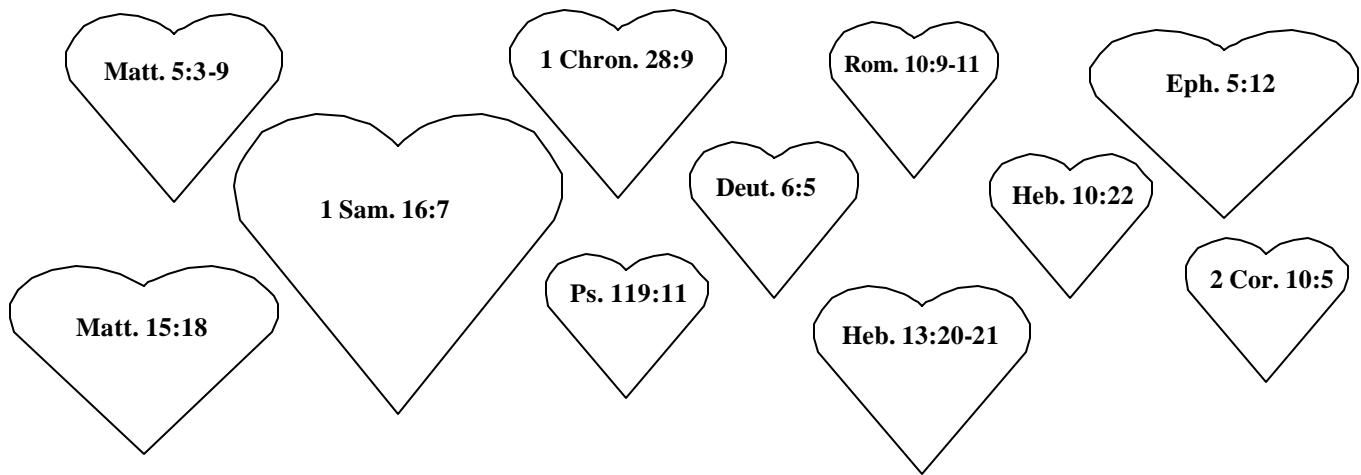
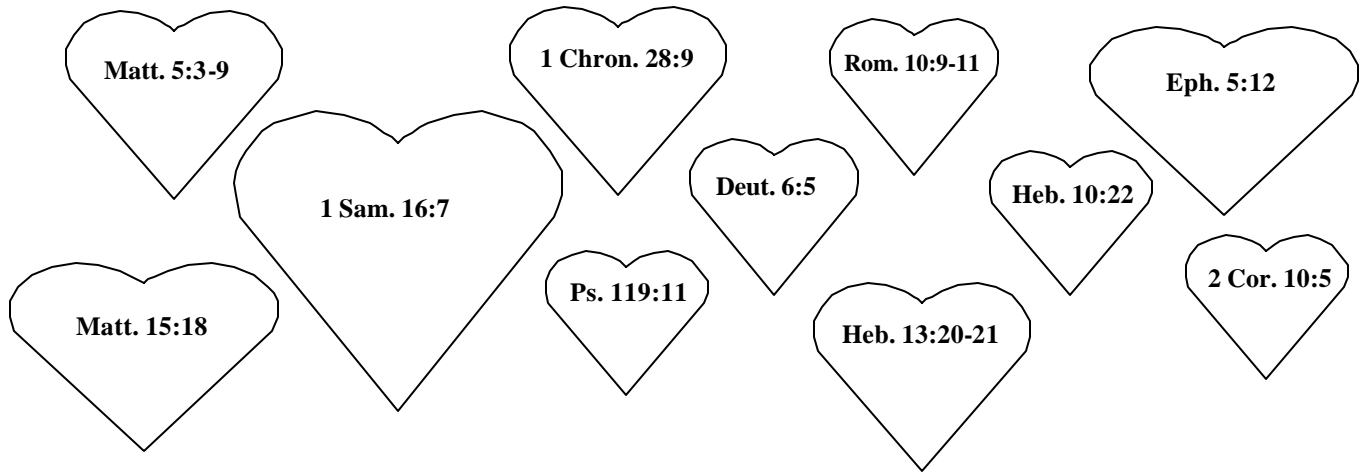
Romans 5:8





Fertile Hearts

Plant seeds inside styrofoam cups. Color on the cups with markers. Color and cut out these hearts, individually or in groups, using them to complete the decoration of your planting cups. Use as many hearts as you can on your cup. It's okay to overlap some as long as you can still read the verse reference.



Wheat and Tares

How Can You Tell the Difference?



Look up these verses and write a few words of how you can apply what you have learned.

Matthew 5:43-44 _____

Romans 12:20-21 _____


Matthew 5:14-16 _____

Galatians 5:16-22 _____

Matthew 7:17 _____

Matthew 6:33 _____

New and Old Treasures




Matthew 13:52

THE PARABLES OF JESUS



Matthew Chapter 13




Parable of the Sower




Matthew 13:18-23

The Pearl of Great Price



Matthew 13:44-45

The Leaven



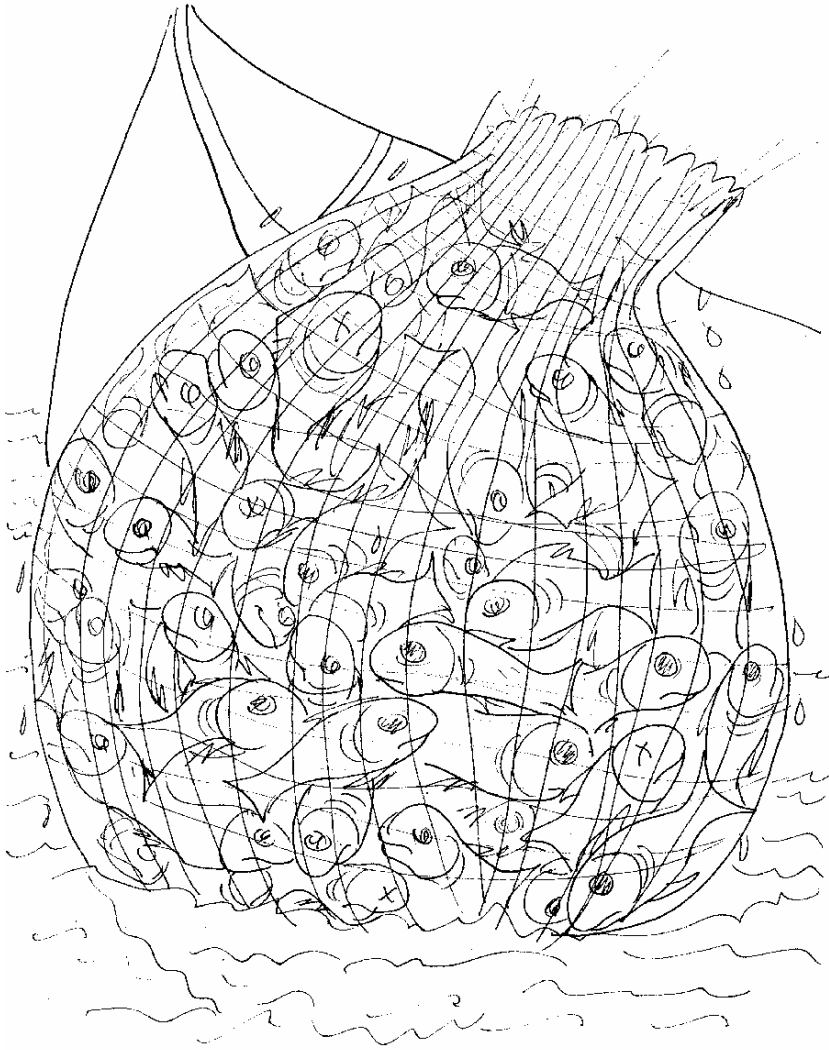
Matthew 13:33

Wheat and Tares




Matthew 13:24-30, 36-43

The Net



Matthew 13:47-50

The Mustard Seed



Matthew 13:31-32