




Materials I Need:

Legend:



-  = Option 1, Appropriate for 1st – 2nd Grade
 = Option 2, Appropriate for 3rd – 6th Grade

Memory Work:

“Come to Me, all you who weary and burdened, and I will give you rest.” Matthew 11:28 (NIV)

Suggested Thematic Tracks:

① **Light of the World**

- HOOK:** Review the Proof (*Discussion/Activity*)
Light Illuminates the Darkness (*Demonstration*)
LOOK: Light Illuminates the Darkness (*Craft*)
TOOK: Rejection of the Gospel Today (*Discussion/Activity*)
Ways to Praise (*Craft*)

② **Portrait of a Believer**



- HOOK:** Portraits of People (*Activity*)
BOOK: Are You Listening? (*Skit*)
Rotten Fruit (*Object Lesson*)
LOOK: Spiritual Portraits of People (*Activity*)
TOOK: What Do You Do With Jesus? (*Review*)
Portrait of Me (*Craft*)


➤ **Complementary Activities**




Hook:




① **Review the Proof (*Discussion/Activity*).**   Ask the students what they know about Jesus. Use the information from the second lesson in Matthew (MAT02) to review with them the proof that Jesus was the Messiah: He was born to a virgin, descended from the lineage of David, proclaimed as the Messiah by John the Baptist, proclaimed to be the Son by the Father at the time of His baptism, defeated Satan in the wilderness, performed many miracles, was sinless, etc. Use **MAT06.GF1 Pgs. 1-4** to help you review how plain and simple the facts are for those who have soft hearts to believe. Use this information to make up a review game: matching, hunting, or as proof pin-ups on the wall. Tape a drawing of Jesus on the wall. Blindfold the students and have them try to paste the proof as close to Christ as possible without touching Him. Explain that, as clear as the picture was that Jesus was God, the Pharisees didn't get it. Their hearts were hard and they would not follow Him.

 ① **Light Illuminates the Darkness (Demonstration).** 🐞, 🦋 In the same way a light will wipe away the darkness, the darkness cannot be present in the light. Darkness rejects or hides from light. Demonstrate this by shining a bright light into a box that was totally dark. Cut a hole inside of the box and insert a toilet paper tube. On the top of the box, cut another hole the exact diameter of your light source and insert your light into the hole. Have the students take turns looking through the tube as you turn the light on and off. Ask them to describe what they see. This can be used as a way to think of how the light, or righteousness, of God not only outshines the darkness, but the darkness cannot be present when the light of God is present. When Jesus came to earth, He was the "light of the world" and radiated the righteousness of God. The darkness, or evil, in the world was changed forever. Some people believed and humbly followed Jesus, trusting in His sovereign authority. Others, like the Pharisees and the cities in which Jesus was performing miracles, rejected Him. In the chapters studied earlier, the impact of His light in the lives of His disciples and those who believed was clearly seen. This morning the students will see how these other people rejected this light.

 ② **Portraits of People (Activity).** 🐞, 🦋 Each student will need:
MAT06.GF2 Pgs. 1-3 copied onto white cardstock
crayons or markers
scissors
envelope to put pieces in

1. Color and cut out each of the characters on **MAT06.GF2 Pgs 1-3**
2. Then cut each of these individual characters into thirds, horizontally.
3. Rearrange each character to be someone totally different. See how many funny, different characters you can make.

Everyone looks different on the outside. What is on the outside does not totally reveal what is on the inside. It's what is on the inside that counts. God looks at our hearts. Are they soft toward Him? Do we desire to obey Him? Does sin make our hearts ache? Do we love Jesus above all else? Do we want to serve Him with everything we do? Do we acknowledge His power in our lives and the lives of those around us? Tell the students that this morning they will learn how the Pharisees, the seemingly-perfect religious leaders of Israel, looked so good on the outside but refused to believe, submit, and follow with their hearts on the inside.

 ➤ **The PERFECTION Game (Activity).** 🐞, 🦋 Set up an obstacle course in the classroom and ask the students to proceed through it. Have teachers criticizing each and every move the students make. Make up rules for the obstacle game as you go along, and vary them for different students. For instance, tell them that they cannot walk along the balance beam in street shoes but must be wearing sneakers because they might fall with slippery shoes. Or tell them that they are walking too fast or too slow for Sunday. Tell them that their voices are too loud because they are inside a church building, etc. Each time they "mess up," the teacher can give them a stone to carry as they continue. Not only is this course difficult, these rocks will become heavier and heavier as time goes on. Send the students back to the beginning to start over. The idea is to totally frustrate them until they realize that they cannot possibly complete the course perfectly. Once they have all had enough, ask them to line up behind one of the teachers, and follow the lead teacher doing just as they do. This is the only way to complete this course perfectly. Collect the rocks from the students and put them in a backpack that the teacher can carry (make sure the rocks are not too heavy to begin with). The teacher will lay out the course and has the authority to determine how the students are doing as they complete it. As long as the students are diligent in trying to follow in the teacher's steps, the teacher continues to lead them through the course. Explain that, this morning the students will learn how the religious leaders in Israel made it impossible to keep all the Old Testament laws. The burden of keeping each one of these laws was tremendous. Christ came, took the burden of sin away, and offered an easier way.



Book:

Presentation Ideas –



② **Are You Listening? (Skit).** 🍌, 🦋 Here are two ideas for skits that would set the scene to present today's Bible Adventure. These could be presented either during the HOOK time or as a precursor for the BOOK time.

1. **Ignoring the Call:** A mom calls her children for dinner. The first child hears but ignores and continues playing. The second child cannot hear because they are wearing headphones and listening to music. Talk about each one and how, even though neither child obeyed the mother, the one who heard and chose not to come to dinner should receive a stronger punishment than the one who simply did not hear (those who don't hear versus those who hear and ignore the call).
2. **Changed Forever:** A television reporter arrives on the scene of a huge collision where, miraculously, no one was injured. He interviews different people who all experienced this same event but came away with different perspectives. One says that he has always been a lucky guy and sees this as another lucky event in his life. Another views this as a lesson in paying attention to driving safely, and commits to attend a safe drivers class. A third person says it was like a dream, and he or she is still waiting to wake up. And a fourth person feels as if his or her life has been spared for a reason, and will seek to have a more productive life. All four experienced the same collision. Two saw the event as something special and experienced a change as a result. The other two were not impacted at all by this event, and continued on as before (Pharisee versus a follower).

Explain that, as Christ continued His earthly ministry, some came to believe and follow, and others were either indifferent to God's call or outright rejected the Gospel.



② **Rotten Fruit (Object Lesson).** 🍌, 🦋 If you plan ahead or visit your local grocer a day before class, you might be able to obtain some fruit which still looks fairly good on the outside but is actually rotting on the inside. If you can time it just right and demonstrate this for the class, it would be a good way to lead into today's Bible Adventure and talk about how the Pharisees looked and acted so righteous but in fact were rotten at the core.



Disciples Pick Grain (Illustration/Coloring Page). 🍌, 🦋 Matthew 12:1, **MAT06.GF3.**



Jesus Heals the Man's Shriveled Hand (Illustration/Coloring Page). 🍌, 🦋 Matthew 12:13, **MAT06.GF4.**



Proud and Angry Pharisees (Illustration/Coloring Page). 🍌, 🦋 Matthew 12:14, **MAT06.GF5.**

Bible Adventure for 1st – 6th Grades -

Imagine for a moment a building full of people where the electricity has been out for hours. It is so dark that no one can even see their hands before their faces. Suddenly, the electricity comes back on and the lights overcome the heavy darkness. Some rejoice at the coming of the light but others do not. Why? It is because they have been sneaking around in the darkness stealing from people's desks and purses and doing other kinds of evil. They reject the light because it exposes their wickedness. In much the same way, the world was full of darkness when Jesus came to earth. Jesus poured His "light" of truth and hope into the world and changed it forever. People responded to Him in two different ways. Some believed and humbly followed Jesus. They recognized Him as the true King. Others, however, rejected Him. They were proud and did not want to change their sinful ways. So far in our study of Matthew, we have seen the huge impact Jesus made on His disciples and others who believed in Him. In chapters 11 and 12, we'll see Jesus confront those who rejected His light.

Chapter 11 opens with Jesus giving His disciples some final instructions before He headed off to preach in the towns of Galilee. Along the way, Jesus spoke to the multitudes about John the Baptist, and then He began rebuking the cities of Korazin, Bethsaida, and Capernaum. The people of these cities had seen Jesus perform some of His mightiest miracles, yet they rejected Him and refused to repent of their sin. They simply didn't care and had no desire to change. This rejection was and is the greatest offense against a Holy God.

Directly after His stern rebuke, Jesus lifted His voice in prayer and thanked God that, even though many seemingly-important people rejected Him, His message of salvation was still going forth to those with humble hearts. He explained to the people that He had the authority to show them who God is. Anyone who came to know Jesus would also know His Father in heaven. Then He offered a most wonderful invitation. "Come to Me, all you who are weary and burdened, and I will give you rest. Take my yoke upon you and learn from Me, for I am gentle and humble in heart, and you will find rest for your souls. For My yoke is easy and My burden is light" (Matthew 11:28-30). For the proud person who rejects Jesus, there is nothing but rebuke and condemnation, but for the humble believer there is rest and salvation from the darkness of sin.

Unfortunately, in chapter 12, the focus turns all too quickly back to the rejection of Jesus. The Pharisees accused Jesus of disobeying the laws of the Sabbath. First, His disciples picked heads of grain in the fields because of their great hunger. Second, He healed a man with a shriveled hand. The Pharisees claimed that this was unlawful for Jesus to do because no work was allowed on the Sabbath. The Pharisees wanted to use the Sabbath rules as a means to trap Jesus and make themselves look important and self-righteous. However, Jesus made it abundantly clear to them that showing compassion and mercy are far more valuable to God than following a list of rules. Later, after Jesus healed a demon-possessed man, the Pharisees accused Him of casting out the demon by the power of Satan. Their blatant and continuous rejection of what the Holy Spirit had clearly done, even to the point of saying it was done by the power of Satan, was a cold denial of what they knew to be true. This was unforgivable because they knew the truth of the Holy Spirit and yet hardened their hearts toward God by rejecting His Son, Jesus.

What are you going to do with Jesus? Don't be like the Pharisees who were proud and rejected Him, even though they knew the truth of Who He was. They saw His power and authority through the mighty miracles He performed, yet they turned away and stubbornly held on to their sin. Today, you have heard the truth about Jesus. Don't ignore it. Humbly come to Him, confess your sin and ask Him to be the King of your life.

Aim Questions

1. **What was the greatest sin of Korazin, Bethsaida, and Capernaum?** *(They rejected Jesus and refused to repent of their sin.)*
2. **Why did the Pharisees reject Jesus?** *(They were proud and did not want to change their sinful ways.)*
3. **Why did the disciples and some of the multitude believe Jesus and accept His authority?** *(They recognized Him as the true King.)*
4. **What are some of the things Jesus did to prove His sovereign authority?** *(He performed mighty miracles.)*
5. **What should our attitude be toward Jesus?**



Look:




① **Light Illuminates the Darkness (Craft).** 🐞, 🦋 Review how the light of Jesus illuminated the hard hearts of the Pharisees, those without Christ, and sin in the world around us today. As you discuss and review, allow the students to decorate a light switch plate. Carefully write or glue the words, "The Light of Christ Illuminates Darkness" onto each switch plate. Decorate with puffy paint or markers. Let dry and spray with clear acrylic (spray outside the building).



➤ **Apathy (Discussion).** 🦋 Discuss with the students the meaning of "apathy." Explain how for the Pharisees it was the deliberate rejection of that which they knew to be of God. Ask the students how they can be apathetic at school, at home, at church.




② **Spiritual Portraits of People (Activity).** 🐞, 🦋 Use **MAT06.GF6** to blow up into larger pictures (draw yourself or use the copy machine) of the "Pharisee," a "disciple," a "pretender," a "Christian," and Christ. Tape these up on the wall or use in the table groups. Write on or next to these pictures the spiritual qualities of each type of person. Look for verses that substantiate those qualities you assign to each.


-  ➤ **Keep a Soft Heart for Christ (Craft).** 🍌, 🦋 Each student will need:
- 2 squares of fabric or yarn cut into a heart shape, using **MAT06.GF7** for a template
 - yarn or heavy thread
 - needle
 - batting or cotton balls
 - fabric paint


Have the students follow the instructions below to complete their craft:


1. Cut out heart-shaped fabric or felt and sew together with yarn or heavy thread.
2. Just before completing the sewing, stuff the shape with batting or cotton balls.
3. Attach a piece of yarn to the top for a hanger.
4. Decorate with fabric paints or use fabric markers.
5. Write on the front of the heart: "Keep a soft, humble heart before the Lord."

-  ➤ **Come to Me (Craft).** 🍌, 🦋 Have the students color and cut out the picture of Jesus from **MAT06.GF8** and paste it to a small sheet of colored paper or cardstock. Have them cut and paste the memory verse across the bottom of the card and decorate as desired.

-  ➤ **Weary and Burdened? (Maze/Puzzle)** 🍌, 🦋 Have the students solve the maze, **MAT06.GF9**. Ask them where Jesus is called a lamb in the New Testament. Hint: John 1:29, 1:36.


-  ➤ **Aim Questions (Worksheet).** 🍌 Have the students answer the Aim Questions about today's Bible Adventure, **MAT06.GF10**.


-  ➤ **Passage Review Questions (Worksheet).** 🍌, 🦋 This booklet contains many questions from the Scripture passage covered in today's lesson. Students may work on them in class and complete them during the week at home, **MAT06.GF11**.


-  ➤ **Matthew 11:28 (Memory Verse Song).** 🍌 Words and music for today's memory verse are available upon request from Children's Ministry.



Took:

-  ① **Rejection of the Gospel Today (Discussion/Activity).** 🍌, 🦋 Discuss ways that people reject or remain indifferent toward the Gospel in today's society. Bring a newspaper or magazines to find examples that we see everyday around us. Ask the students what rejection of the Gospel brings.

-  ② **What Do You Do With Jesus? (Review).** 🍌, 🦋 Take a final look at the Pharisee, the disciple, the Christian, and the pretender from the LOOK activity. Review what each person did with what he or she knew about Jesus. Now ask the students, based on what they know about Jesus, what will they do with that knowledge? Be prepared to pray with them if they wish to make a commitment.

-  ② **Portrait of Me (Craft).** 🍌, 🦋 Now that the students know what the portraits of different characters are, they can truthfully analyze their self-portraits. Give the students a mirror and ask them to draw a picture of themselves on a sheet of paper. Ask them the following questions:

1. What do I look like spiritually?
2. What does my heart look like?
3. Do I simply "look religious" on the outside but am empty on the inside?
4. How does my life demonstrate that I am changed because of what I know about Christ?
5. Can others see the "fruit"?
6. Do I look like a Christian because I come from a Christian family?



① **Ways to Praise (Craft)**. 🦋, 🦋 Each student will need:

copy of **MAT06.GF12 Pg.1 & 2**
markers or crayons
scissors
glue
glitter or sequins
sheet of colored 9x12 construction paper

1. Cut out the PRAISE notes from **MAT06.GF12 Pg.2**.
2. Paste them to **MAT06.GF12 Pg.1**.
3. Ask the students some ways to praise Jesus this week. Assist them in writing these randomly on the page. Use different colored markers or fabric paints to write these words or phrases.
4. Have the students decorate with glitter or sequins if desired.
5. Complete by mounting this to a sheet of construction paper.
6. Encourage the students to maintain an attitude that constantly acknowledges Jesus as Lord, King of Kings, the Son of God, God with us. Ask them to praise Him for His power all around us and that He is our light in a dark world.



My head knows why I should follow Jesus.

Jesus performed Miracles, such as healing the sick, among His followers.

At Jesus' baptism, God's Holy Spirit came down from heaven like a dove and rested upon Jesus.

Jesus cast out demons from those who were demon-possessed.

Jesus did not sin when He was tempted in the desert by Satan

Jesus never sinned.

Jesus fulfilled the signs of Old Testament prophecy.

Jesus came in righteousness.

John the Baptist pointed to Jesus

Jesus was baptized to show that He was a friend to sinners.

Jesus proved that He was the promised Messiah.

Jesus came to save people from their sins.

God said, "This is my Son (Jesus), Whom I love; with Him I am well pleased."

Below the text in each box, write the chapter and verse in Matthew where you find that proof.

But does my heart desire to follow Jesus?

“Repent, for the kingdom of heaven is near.”
Matthew 4:17b

OBEDIENCE	Monday	Tuesday	Wednesday	Thursday	Friday	Saturday	Sunday
Read my Bible							
Pray							
Obey my parents							
Tell the truth							
Love/be kind to others							

We show our head knowlege by being able to tell others why we should follow Jesus.

But we show our heart's desire to follow Him by repenting (turning from our sin) and obeying Him.

Do you desire to follow Him? Test yourself this week. Color in the hearts as you obey Jesus in these areas each day.



My head knows why I should follow Jesus.







John the Baptist pointed to Jesus as the Messiah.




At Jesus' baptism, God's Holy Spirit came down from heaven like a dove and rested upon Jesus.




Jesus did not sin when He was tempted in the desert by Satan.





Jesus performed Miracles, such as healing the sick, among His followers.



Jesus came to save people from their sins.








Disciples Pick Grain



Jesus Heals the Man's Shriveled Hand



Proud and Angry Pharisees



Christ




Disciple



Pharisee




Pretender



Christian





Use this template to cut out onto fabric or felt.

Each student will need:

- ⇒ two heart-shaped felt or fabric cutouts
- ⇒ fabric paint or marker
- ⇒ heavy thread or yarn
- ⇒ cotton or batting
- ⇒ a piece of yarn or string to hang the finished heart



**“Come to Me, all you who are weary and
burdened, and I will give you rest.”
Matthew 11:28**



**“Come to Me, all you who are weary and
burdened, and I will give you rest.”
Matthew 11:28**

Weary and Burdened?

"Come to me, all you who are weary and burdened, and I will give you rest."

Matthew 11:28

Jesus promises rest to all those who are weary and burdened. Follow the maze to see if you can find your way to the Lamb.

Start

