

**Materials I Need:**

**Key for symbols:**

- This symbol represents ideas that can be used for two-year-olds through kindergarten. Please remember to slow way down for two-year-olds and keep the pace moving for five-year-olds.
- ② This symbol represents ideas that can be used for two- and three-year-olds.
- ④ This symbol represents ideas that are best used for four-year-olds through kindergarten.

**Memory Verse:**

**Matthew 6:33: But seek first His kingdom and His righteousness.**

**Hook:**

- Teachers' Tips for Matthew Lesson One:** The Bible Adventure story circle is best controlled when the children are given the limits of sitting in a chair. The young 2's will need time to adjust to carrying chairs and making a circle, but the time taken at the beginning of the year is well worth the effort. The first couple of lessons, the teachers may choose to arrange the chairs in a circle for the 2's. As time goes on, the children can learn the responsibility of carrying their chairs in front of them to the story area and placing them in a circle so everyone will get to see the Bible Adventure pictures.
- Big Picture Ideas for the Book of Matthew:**
  - Idea #1: Seeking Jesus and His Kingdom: (MAT01ECGF8, MAT01ECGF9, MAT01ECGF10, and MAT01ECGF17)** Each classroom will receive a 4' x 4' board with the title "Seeking Jesus and His Kingdom," a GF8 picture of Jesus, and a GF9 picture of a child detective. The theme to carry out through the Matthew lessons will be "Seeking the Kingdom of Heaven." The first couple of weeks of class, the board could be decorated with the children's handprints, or fingerprints, along with pictures of the students. Each student's picture could be glued onto a GF10 magnifying glass (die-cut type matte), and at the end of Matthew in December, the children can take their pictures home as ornaments for the Christmas tree. Each week of the lesson, one new, colored, and laminated picture (or clue/secret) will be added to the board with Velcro (see **MAT01ECGF17**). The pictures can be handled by the students during review time.
  - Idea #2: Seeking Children: (MAT01ECGF10)** Hang a large butcher paper on the wall with enough cutout GF10 magnifying glasses taped on it for each child in class. The first week of class, take pictures of each child in the classroom. Cut the pictures of the children into circles to fit inside each of the drawn magnifying glasses. Write "Seeking Jesus and His Kingdom" at the top of the paper.
  - Idea #3: Crown from the Ceiling: (MAT01ECGF11)** Draw a large crown on poster board, using the GF11 picture as a guide. Let children help you decorate the large crown that that you will hang from the ceiling. Each week, hang another story picture from the crown. Place it at a level that the children can see it and touch it. This will be a reminder to the children of what they are learning about King Jesus that week.
- Magnifying Glasses for Room Decor: (MAT01ECGF10)** Hang real magnifying glasses or GF10 pictures from the ceiling. Explain to the children that they are there to remind us that we are seeking to know about King Jesus through our study of the book of Matthew in the Bible. Occasionally, play a game in which the child who is under a designated magnifying glass is the next leader. For example, a child could lead the children around the room to different motions that represent packing or traveling and seeking Jesus while the music is playing. When the music stops, the child under the magnifying glass that has a star sticker on it is the next leader.

- Baby Center:** Provide baby dolls, baby blankets, dishes, and clothing for the children. Talk about what a baby does (sleep, cry, burp, laugh, etc.) and have the children show how to take care of a baby. In today's Bible Adventure, a very special baby is born. Jesus is born and is the King of heaven and earth. Only a few people knew that He was a King. The name Jesus means "God is Savior." Why did Jesus come from heaven to earth? (To save us from our sins.)
- Sweet Smelling Center:** Provide perfumes, cloves, cinnamon, citrus rind, vanilla, extracts, etc., in small containers (sandwich bags or yogurt containers would work) for the children to smell. Ask the children if they recognize any of the smells. In today's Bible Adventure, some men, called magi, search for the baby Jesus to give Him gifts because they knew He was the King of the Jews. They gave him sweet smelling spices similar to what is being smelled today.
- "Discussion of Long Trips" Center:** Make available transportation toys and a camel figure or a picture of a camel. While the children play, talk about going on a trip with the family. How did they travel? Where did they go? Did they stay overnight away from home? Show the children a picture of a camel and ask them what it is. "Today, in our Bible Adventure, we will hear about some men who went on a long, long trip. They were called magi. But they didn't have a car or plane to ride in. They probably rode on camels. A camel ride is a bumpy ride, and the magi (wise men) had a long way to go. But the magi were happy to go on their long trip because they were seeking King Jesus."
- Betty Lukens Flannel Graph:** Provide the characters used in today's Bible Adventure (Mary, Joseph, Jesus, angel, magi, house, camels, star. Matthew 2:11 indicates that the magi were not in the stable at the birth of Christ but went to the house where Jesus lived.). Allow the children to arrange the board and talk about what they think is happening with the figures.
- Feeling Center:** Place items in a bag that we might take on a trip, like binoculars, camera, water bottle, hat, sandals, shirt, socks, towel, soap, toothbrush, toothpaste, snack food, map, and flashlight. One at a time, the children feel in the bag and try to guess what they are feeling. Then place the item on a table. When the bag is emptied, ask the children which things they think the wise men took with them on their trip to find the baby Jesus.
- Crown Decorating: (MAT01ECGF11)** Each child uses bright markers to color a small crown. Cut or tear them out and use the crowns for the following activity.
- Pin the Crown on the Baby: (MAT01ECGF11 and MAT01ECGF12)** Enlarge a picture of young Jesus and place it on poster board on the wall. Blindfolded children take turns gluing a GF11 paper crown on the picture. Younger children would not be blindfolded. Use a glue stick on the back of the crown as you hand it to them.
- Play Dough:** Use angel, star, and camel cookie cutters (and any others you might have that pertain to the Bible story). Talk about angels bringing messages, stars that God puts in the sky, and camels that were used for transportation in the Bible.



## **Book:**

### **Presentation Ideas -**

- Color and show the **MAT01ECGF1, MAT01ECGF2, MAT01ECGF3, MAT01ECGF4, MAT01ECGF5, MAT01ECGF6, and MAT01ECGF7** pictures as you tell the Bible Adventure.
- Presentation Idea:** If you have access to a large, colorful picture of the magi or the Betty Lukens flannel graph pictures, you could show them before or after the story to allow the children to appreciate the richness of the magi and the sacrificial effort they made in seeking King Jesus.
- Matthew Review Board: (MAT01ECGF17)** Put the GF17 picture on the "Seeking God's Kingdom" board. Ask the children to look for this picture in the story. This board will be used for review in future weeks.

### **Bible Adventure for 2's & 3's-**

This is my favorite book! (*Hold up your Bible.*) It is called the Bible. In this Bible are lots of stories to read--interesting, important stories that are written by God to us. I read these stories again and again, and every time, I learn something new.

*(Open your Bible to the bookmark that has been placed in the book of Matthew.)* The Bible book of Matthew tells us all about the true King whose heavenly kingdom will last forever. This King is named Jesus. Jesus came from heaven to live on earth for a time, and today's Bible Adventure is about what happened when Jesus was born.

*(Show the MAT01ECGF1 picture.)* One day, an angel came to a woman named Mary. The angel said, "I have happy news for you! You will have a baby, a very special baby. He will grow up to be the King of heaven. He will be a good and righteous King. You will call your baby Jesus because He will save His people from their sins." God's angel also went to tell Mary's husband about the special baby that would be born to Mary.

*(Show the MAT01ECGF3 picture.)* The night Jesus was born, God put a bright star in the sky to announce that a special baby had been born in the town of Bethlehem. The baby was God's Son, Jesus. Men called magi, who lived a long way from Bethlehem, saw the star. They were excited because they knew that the star meant that the baby who was born would be a king.

*(Show the MAT01ECGF4 picture.)* The magi wanted to find the baby King and worship Him. They rode on their camels for many weeks, following the star.

*(Show the MAT01ECGF6 picture.)* The magi rode their camels toward Bethlehem, following the bright star that God had put in the sky. The star stopped over the place in Bethlehem where Christ Jesus lived with Mary and Joseph. When the magi saw Jesus, they bowed down and worshiped Him. They were glad to find the young King of heaven. The magi gave Jesus their best gifts. They gave their treasures of gold, sweet smelling frankincense, and myrrh. What a happy day it was for the magi when they worshiped the true King, Jesus!

**Prayer:** Dear God, thank You for sending Your Son, Jesus, to be born in Bethlehem. I want to worship King Jesus, like the magi did. In Jesus' name I pray, amen.

### **Bible Adventure for 4's, 5's & K-**

You probably like to have Mom or Dad read books to you. This is my favorite book. *(Hold up your Bible.)* In this Bible, there are lots of stories to read—interesting, important stories that are written by God to us. I read these stories again and again, and every time, I learn something new.

God told men what to write in these stories so that we could know about God and His wonderful kingdom—the kingdom of heaven. In the Old Testament part of the Bible *(open to the Old Testament)*, we learned about a king named David. God promised King David that his kingdom would last forever. After King David died, his son, Solomon, became king of Israel, and then his grandson and great grandson after him.

*(Open your Bible to the bookmark that has been placed in the book of Matthew.)* The Bible book of Matthew tells us all about the names of these kings, and then it tells us about the true King whose heavenly kingdom will last forever. This King is named Jesus, and each week at Bible School, we will learn something new about King Jesus from the book of Matthew. I will also look for some special helpers each week in this class. You will all get to take turns. It will be a lot of fun learning about Jesus from the Bible book of Matthew. It will also be a lot of fun finding a special helper. Get ready for today's story. Glue yourself to your chair, and fold your hands in your lap. Now sit quietly and listen to the words in the Bible from Matthew.

*(Show the MAT01ECGF1 picture.)* One day, an angel came to Mary and gave her a wonderful surprise. The angel said, "Mary, I have happy news for you! You will have a baby, a very special baby. He will grow up to be the King of heaven. He will be a good and righteous king. You will call your baby Jesus because Jesus will save His people from their sins."

*(Show the MAT01ECGF2 picture.)* God's angel also went to tell Joseph about the special baby, God's Son, who would be born to Mary. The angel said, "Take care of Mary and baby Jesus. Jesus is God's Son, and you will call His name Jesus." Joseph and Mary loved God and trusted God when He said that their baby would be the special King of heaven.

*(Show the MAT01ECGF3 picture.)* God put a bright star in the sky to announce that a special baby had been born in the town of Bethlehem. The baby was God's Son, Jesus, King of heaven. Men called magi, wise men who lived a long way from Bethlehem, saw the star. They were excited because they knew that the star meant that the baby who was born would be a king.

*(Show the MAT01ECGF4 picture.)* The magi wanted to find the King and worship Him. They rode on their camels day after day for many weeks to find the young King. They were hot and tired, riding, riding, clop, clop, clop!

*(Show the MAT01ECGF5 picture.)* When the magi came to Jerusalem, they asked King Herod, "Where is the new king of the Jews? We saw His star and have come to worship Him."

King Herod was angry because he wanted to be the only king of the Jews. He asked the teachers of the Bible, "Where does the Bible say that the Christ King will be born? Find out for me, quickly!" The Bible teachers said that the Christ King would be born in Bethlehem, a town not very far away. King Herod told the magi to go find the new king and then come back to tell him where he was living.

(Show the MAT01ECGF6 picture.) The magi rode on their camels toward Bethlehem, following the bright star that God had put in the sky. The star stopped over the place where Christ Jesus lived with Mary and Joseph. When the magi saw Jesus, they bowed down and worshiped Him. They were glad to find the young King of heaven.

The magi gave Jesus their best gifts because they knew that Jesus was the King. They gave gold, sweet smelling frankincense, and myrrh. What a happy day it was for the magi when they worshiped King Jesus.

(Show the MAT01ECGF7 picture.) God knew that jealous King Herod would try to find and kill Jesus because Herod didn't want any other kings to take his place. An angel told Joseph in a dream, "Take Mary and Jesus to Egypt. Get out of town quickly because King Herod will be coming to find Jesus."

Joseph obeyed God and took his family to Egypt, far from Bethlehem. They left at night and walked as fast as they could. God took care of King Jesus because He had a plan for Jesus to grow up and save people from their sins. God's plan was for many people to worship Jesus as the true King of heaven.

You and I can worship King Jesus as God's Son. We can love Him in our hearts and obey His words in the Bible. We can worship Jesus by singing songs of praise to Him.

**Prayer:** Dear God, thank You for sending Your Son, Jesus, to be born in Bethlehem. Thank You that He saves His people from their sins. I want to worship King Jesus, like the magi did. In Jesus' name I pray, amen.

#### Aim Questions

##### Aim Questions for 2's & 3's:

1. What book gives us stories written by God? (*Bible.*)
2. In today's story, who was born to Mary? (*Baby Jesus.*)
3. Who did the magi bring gifts for and worship as the King? (*Jesus.*)

##### Aim Questions for 4's, 5's & K:

1. What was the name of the baby who was born as the King of heaven? (*Jesus.*)
2. Who came seeking to worship King Jesus? (*Magi brought their best gifts of gold, frankincense, and myrrh.*)
3. Why didn't King Herod want to worship Jesus? (*Herod did not want anyone to take his place as king.*)
4. How can you and I worship King Jesus? (*Listen to His words in the Bible, obey them, and sing praise songs to Him.*)



#### Look:

- Aim Questions:** The questions can be written on the back of several large stars, taped to the wall, and taken down by the individual children at the appropriate time. Number the stars if you want the questions read in order.
- Snack Suggestion:** Serve star cookies or finger Jell-o cut in star shapes. What does the star remind them of?
- Transition Idea:** Have the children move as if they were riding camels. They might sway from side to side or go up and down.
- Memory Verse Activity:** Bring a large magnifying glass and look at the class through it. Say the verse several times and ask what the word "seek" means. (To look or search for.) Say "I seek Jacob" as you stop the glass in front of him and look at him through the glass.
- Worship the King Activity Page: (MAT01ECGF6)** Give each child a GF6 page to color. Give each child a large star to stick in the sky. Squirt a sweet-smelling fragrance onto a tiny bit of cotton ball and let the children glue it to the incense or myrrh container on the page. Dab glue on the bag of gold

and sprinkle glitter on the glue. Talk about the special gifts the magi brought to Jesus because they knew He was a king.

**The Magi Maze: (MAT01ECGF13)** Make enough copies of the maze picture for every student. They can color the maze while drawing a path to Jesus.

**Find the Stars Memory Verse Review: (MAT01ECGF14)** Let the children talk about what is happening in the GF14 page as they look for hidden stars in the picture. There are ten hidden stars, including the one in the sky. Talk about how the magi were following the star to look for the King. Relate that to the memory verse in which we can seek to follow Jesus, too. We want to seek Jesus' kingdom and His right ways. Encourage the children to say the verse over and over.

**"Twinkle, Twinkle, Special Star" Finger Play:** (tune: *Twinkle, Twinkle, Little Star*)

Twinkle, twinkle, special star,	(Open and close fingers.)
How I wonder what you are.	(Put forefinger to temple.)
Up above the world so high,	(Point up.)
Like a diamond in the sky,	
Twinkle, twinkle, special star,	(Open and close fingers.)
How I wonder what you are.	

Magi travel in the dark,	(Walk fingers.)
Thank you for your mighty spark,	
They could not see where to go,	(Put hand above eyes.)
If you did not twinkle so.	
Twinkle, twinkle, special star,	(Open and close fingers.)
Now I know just what you are!	

**Follow the Flashlight "Star":** Divide the children into two teams, each standing in a line. The first child in each line stands in the middle of the room. Turn off the lights and use a flashlight to bounce a shining "star" around the room. The two children in the middle try to follow and step on the star. When one does, say, "You found the star!" Those two children return to the back of their lines and the front ones get a turn. Let everyone have a turn trying to follow and step on the star. End the game by seating the children on the floor quietly in the dark. Shine the flashlight on a large, glittery star that is hanging from the ceiling. Sing the "We Three Kings" chorus to remind the children that worshipping Jesus is a very important thing.

**"Walk as Fast as You Can" Activity:** When Joseph and Mary took Jesus to Egypt, they left in the night and walked as fast as they could. Start the children on one side of the room or behind a line outside. Have those children who have "long hair" walk as fast as they can to the other side of the room or to a finish line. Continue with other requirements until all the children have had a chance to walk fast. Show the difference between a fast walk and a run. Repeat if time allows. Who can really walk fast? Do long legs help us walk faster?

**Twinkle, Twinkle, Brilliant Star** (tune: "Twinkle, Twinkle, Little Star")

Twinkle, twinkle, brilliant star.	(Fingers open and shut like star bursts.)
Over Bethlehem afar.	(Swipe hand across horizon.)
Put by God way up high,	(Point and look up.)
You're the brightest in the sky.	(Hands open up and wide beside you as you look with shock.)
Twinkle, twinkle brilliant star	(Fingers open and shut like star bursts.)
Over Bethlehem afar.	

Twinkle, twinkle brilliant star,	(Fingers open and shut like star bursts.)
Over Bethlehem afar.	(Swipe hand across horizon.)
Jesus is the new born King.	(Hands over head like a crown.)
Magi worship; gifts they bring.	(Kneel with palms up; pretend to hand over something.)
Twinkle, twinkle, brilliant star,	(Continue kneeling as your fingers open and shut like star bursts.)
Over Bethlehem afar.	

**Traveling Balloons:** Give each child a balloon that is blown up. Let them try to draw a camel on it with a marking pen. Line the children up along a wall opposite the room from a hanging star. They are to pretend to be the magi, looking for the star. To make the game more fun for older children, have them rub their balloons on their hair so that it sticks to them as they walk with it to the star. They can't touch their balloon. If it falls off or if they touch it, they have to go back to the start line.

---

④ **Egg Carton Matthew Review:** Decorate the outside of an egg carton with stickers and glue on construction paper pieces, ribbon pieces, and strips of colored paper that have been wound around a pencil. Inside the carton, draw in each pocket either a crown, the letter "V," a question mark, or a happy face. A miniature marshmallow is placed in the carton and each child takes a turn shaking it. When they open the carton lid, they get to do one of the following actions, depending on where the marshmallow landed. If they landed on a crown, they give a high five and say "Jesus is King." If they landed on a "V," they say the memory verse. If they landed on a question mark, they get to answer a review question. If they landed on a happy face, they get to share something they remember about the Bible Adventure in the book of Matthew. This would be a fun activity to keep handy if you find yourself with extra time throughout the lessons in Matthew.

④ **Seeking Crowns and Stars:** While other children are busy with other activities, let a few children take turns with a magnifying glass, trying to find the picture of a tiny crown or star that has been hidden somewhere in the room. When a child finds one, he returns to you, whispers where he found it, and passes the glass to the next child to do the same. When all have had a turn, talk about what they heard about a crown or star in the Bible Adventure. Tell the children that throughout the book of Matthew, we will be seeking to learn more things about the King of heaven--Jesus.

### Songs:

**Matthew 6:33, Memory Verse Song** (tune: "Do Lord")

But seek first His kingdom  
And His righteousness.  
But seek first His kingdom  
And His righteousness.  
But seek first His kingdom  
And His righteousness.  
Matthew six, thirty three. (Repeat.)

**"We Three Kings of Orient Are" Chorus**


O-oh, star of wonder, star of night,  
Star with roy-al beau-ty bright,  
Westward lead-ing, still pro-ceed-ing,  
Guide us to Thy per-fect light. (Jesus!)




### Took:

**Take a Snack!** Make star-shaped cookies at home and let the children decorate them. Place one in a sandwich bag for each child to share with a friend as they tell them about Jesus. Eat another for snack while reviewing the Bible Adventure.

**"Love Gift Bag" Craft: (MAT01ECGF15 and MAT01ECGF16)** Provide each child with a self-locking plastic sandwich bag, GF15 pictures of obedience, a GF16 star, and a three-foot length of yarn or ribbon. Have the children choose three of the pictures to put into their gift bag along with a star. They may color or decorate their pictures. Punch holes on either side of the bag at the top and tie the ends of the ribbon in each hole. Star stickers or other stickers can be added to the outside of the bag for decoration. It can be carried around the neck or over the shoulder. The star will remind students that the magi followed the star. They were seeking Jesus so they could worship Him. The magi brought the gifts to show their love for the King of the Jews. The pictures will remind the children how we show other people we love them by being kind. Ask the children how the pictures are showing their gifts of love. "How is the little girl showing her love? (By listening.) How is the little boy showing his love? (By helping.)" Encourage the children to give their pictures (gifts) of love to family members this week. Talk about Jesus as our Lord and King and how He gave us the greatest gift of all by coming to save us from our sins.

 **“Ways to Worship Jesus” Centers:** The magi went seeking for the new king, and when they found Him, they worshiped King Jesus with gifts. We can worship King Jesus in many ways. We worship Him when we read the Bible, pray to God, obey Him, praise and sing to Him, and serve and share with others. Take the children from place to place, seeking to worship Jesus in different ways. The following ideas are examples of what you might do.

- ♥ **Book:** Gather a few of the children on a blanket (outside, if desirable) and read a child’s story book about the Bible passage today. Talk about worshiping God by listening to stories from the Bible.
- ♥ **Prayer:** Pray and praise the Lord for all the things He provides for us each day--family, love, food, friends, and clothes.
- ♥ **Obey:** Color pictures of children being obedient. When we obey our parents, we are worshiping God because that is what He asks us to do. Make this into a game by playing a matching game. Use two sets of pictures, turn them face down, and let the children find matches as they turn two face up.
- ♥ **Praise & Singing:** Gather children on a blanket outside. Ask children to each name something they want to thank God for. It might be something they see around them. Stop and sing “God Is So Good” while praising Him.
- ♥ **Sharing:** God is worshiped when we are kind to others and share with them. Cut stars out of poster board. Punch a hole near an edge. Thread a ribbon through it for hanging. Decorate with glitter glue and let it dry. Share a star with someone as you tell them about Jesus, the newborn King.


 **Preschool Page for Parents: (MAT01ECPPP)** Send a page home with each child, encouraging parents to reinforce the Bible truths at home. Spend a few minutes before the children go home creatively reviewing the song and memory verse.



The angel told Mary she would have a baby named Jesus.



The angel told Joseph God's son Jesus would save people from their sins.




The bright star in the sky showed the magi where the new King had been born.





The magi rode a long way to find the young King of the Jews.




The magi said to King Herod, "We have come to worship the new King."



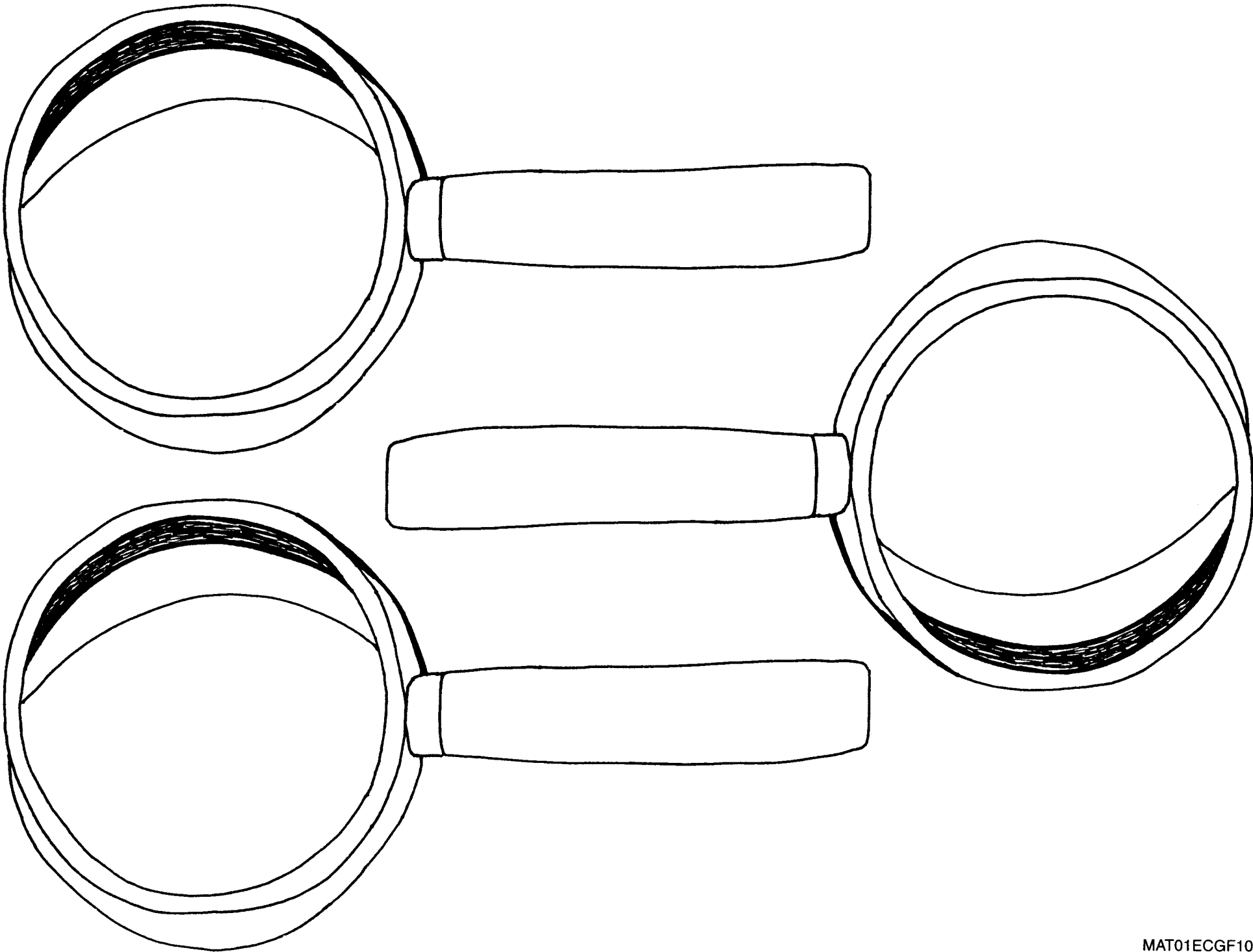
The magi worshiped King Jesus with gifts of gold, frankincense, and myrrh.



God told Joseph to take his family to Egypt until King Herod was gone.















# Wise Men Seek King Jesus










## Lesson 1



The wise men worshiped King Jesus with their best gifts.

## Lesson 2



Jesus called disciples to repent and follow Him.




## **This is what I learned today!**

Today we started the book of Matthew. God had promised King David that his kingdom would last forever. We learned that Jesus is the promised King whose heavenly kingdom will last forever. Jesus was born to Joseph and Mary. God put a bright star in the sky over Bethlehem to announce that the King, Jesus, had been born. Wise men called magi saw the star from far away. They traveled many weeks on their camels to find the young King. The star led the magi to the place where Christ Jesus lived. When they saw Jesus, they bowed down and gave him their best gifts. They knew that Jesus was the King of the Jews. After the magi left, Joseph took Mary and Jesus to Egypt for awhile because jealous King Herod wanted Jesus killed. God kept Jesus and His family safe because He had a plan for Jesus to grow up and save people from their sins.

### **Today's Memory Verse**

**Matthew 6:33:**  
**But seek first His kingdom**  
**and His righteousness.**

### **Seek Jesus and His Kingdom**



Take your children outside at night and look at the night sky as you discuss the star which appeared at Jesus' birth. Talk about the magi being overjoyed when they saw the star, for they knew a King had been born (Matthew 2:10).

Cut out the star at the top of the page and cover it with foil. Tape it to a straw. Let your family members take turns leading "worship" as you sing the memory verse song. The child can hold the star high in the air as you all sing.

For more fun with the star, let the child holding the star lead the rest of the family to "Bethlehem." Wherever the child goes, the family follows, just as the magi followed where the star led them.

#### **Matthew 6:33, Memory Verse Song**

*(tune: "Do Lord")*

**But seek first His kingdom and His righteousness.**  
**But seek first His kingdom and His righteousness.**  
**But seek first His kingdom and His righteousness.**  
**Matthew six, thirty-three.**  
**(Repeat.)**

\* For tunes to songs, ask about the preschool tape.



The wise men worshiped King Jesus with their best gifts.