

**Materials I Need:**

**Legend:**



= Option 1, Appropriate for 1<sup>st</sup> – 2<sup>nd</sup> Grade

= Option 2, Appropriate for 3<sup>rd</sup> – 6<sup>th</sup> Grade

**Memory Work:**

“She will give birth to a son, and you are to give Him the name Jesus, because He will save His people from their sins.” Matthew 1:21

**Suggested Thematic Tracks:**

① Magi

**HOOK:** Meet the Magi (*Coloring Page*)

Look for the Star (*Activity*)

Arrival of the Magi (*Skit*)

**LOOK:** Words of Worship (*Worksheet*)

**TOOK:** The Magi Came to Worship the King Jesus (*Worksheet*)

Arrival of the Magi (*Skit*)

Wise Men Seek Him (*Craft*)

② Jesus Is King

**HOOK:** Who Is the King? (*Activity*)

Find the Perfect Match (*Activity*)

**BOOK:** Clues of the Coming King (*Activity*)

**LOOK:** Clues Point to Jesus (*Worksheet*)

**TOOK:** Whom Do You Worship? (*Discussion/Craft*)

③ Worthy of Worship

**HOOK:** What's It Worth? (*Activity/Discussion*)

**LOOK:** Who Knew His Worth (*Worksheet*)

④ Baby Jesus

**HOOK:** Welcome, Baby (*Discussion*)

It's a Boy! (*Discussion*)

**LOOK:** Welcome Cake (*Snack*)

How Others Responded (*Worksheet*)

➤ **Complementary Activities**

## Hook:

- ① **Meet the Magi (Coloring Page).** 🦋 Have the students color and decorate the picture on **MAT01.GF1** using markers, sequins, and glitter. Ask the students the following questions:
1. Who are these men who are dressed like kings?
  2. Where did they come from and where are they headed?
  3. What do you think they are carrying with them?

- ① **Look for the Star (Activity).**

🦋 Paste stars up all over the classroom. Each star should have a Messianic prophecy on it. As the students arrive, give them each a Scripture reference and ask them to search for the star that has that particular verse on it. Once they have found it, have them bring it to the teacher.

🦋 Have the students trace stars on a sheet of paper and then discuss how God made the stars and how beautiful they are. Tell them that this morning they will hear about a special star that had a very special job.

- ① **Arrival of the Magi (Skit).** 🦋, 🦋 While the students are looking for the stars (see **Look for the Star** activity), have three wise men or Magi arrive in the classroom. They, too, are looking for the star they saw in the sky. They are looking for the King of Israel. They can tell the students where they have traveled, a little bit about themselves, and why they are trying to find this King. They can talk to the students about the gifts they are bringing and how special it will be to present these gifts to this King.


- ② **Who Is the King? (Activity).** 🦋, 🦋 Make 11 copies each of **MAT01.GF2 Pgs. 1 & 2**. In each magnified crown from **MAT01.GF2 Pg. 1**, write one of the listed Bible verses. Cut around each magnifying glass and put them all around the room (walls, desks, ceiling, etc.) Give a copy of **MAT01.GF2 Pg. 2** to the first 11 students who arrive at least five minutes before the HOOK begins. Send them on a hunt for clues to find the true King. When they find one of the magnifying glasses, they should look up the verse and write it in the space provided. The students who arrive after the first 11 students (or less than five minutes before class begins) should team up with those who already have begun to look for clues. Before the BOOK time, ask the students to read one of the clues they found about the coming King. Ask them to listen during the Bible Adventure to hear whether the person in the story could be the King.


- ② **Find the Perfect Match (Activity).** 🦋, 🦋 This can be an individual or a group activity. Make one copy of **MAT01.GF3 Pg. 1** and tape it somewhere in the front of the class. Make copies of **MAT01.GF3 Pg. 2** for each student (or for each group of four students). When all copies have been passed out, instruct the students to stand when they have found the perfect pattern match to the large one you have taped up. When a student stands, have a teacher check to make sure he or she is correct. If so, you may want to give a small treat. If not, have the student try again. Tell the students that in today's Bible Adventure, they will hear who was the perfect match to the prophecies about the coming King.

- ③ **What's It Worth? (Activity/Discussion).**


🦋 Bring in a variety of items of different values. Place these on the table for your small group and discuss with the students the "worth" of each item. Choose items that are age appropriate. You may supplement with photos or magazine pictures. Include several items on which it is difficult to place a dollar value such as someone's life, the earth, memories, etc.


🦋 Bring pictures of items to place around the room. Use a variety of items ranging in value from little to much to priceless (i.e., a newborn baby, the moon). Give each student a piece of paper. Ask the students to go around the room and look at each picture, then write the items down in the order in which they believe their worth to be (least to most). Lead a discussion about which items they valued most and why. How did they determine worth? Is it more difficult to place a value on things that cannot be purchased or those that can be?

-  ④ **Welcome, Baby (Discussion).** 🎀, 🦋 Use baby shower decorations, including a cake that says, “Welcome, Little One.” Ask the students the following questions:
1. Do you know anyone who is expecting a baby?
  2. Have you been to see a baby at the hospital or held a newborn?
  3. What kind of preparation is made for the new baby?
  4. What is a newborn like?
  5. Are the parents happy about the new baby?

-  ④ **It's a Boy! (Discussion).** 🎀, 🦋 Remind the students how much excitement the birth of a new baby brings. Tell them to pretend that a husband and wife from a far-away place had to come to their town so that they could fill out important paperwork for the city government. The woman was expecting and, just as they arrive, the woman has the baby. This was no ordinary baby, either, but the most important Ruler/King to have ever been born! Have the students pretend that their parents are going to take them to meet the new baby and help to welcome it. Ask them the following questions:
6. How would you feel?
  7. What would you do and what would you say?
  8. Would you perhaps bow or curtsy, be very polite and kind?
  9. Would you ask where the baby was from and what his kingdom was like?
  10. Would you bring a gift?

Tell the students that, in today's Bible Adventure, they will hear a true story of what others did when the real King of Kings was born.


-  ➤ **My Family Tree and Me (Worksheet/Discussion).** 🦋 This worksheet/discussion is to give the students a perspective as to how people are related. Most know their parents and their grandparents. But how many know the generations before them? Ask the students to fill in the boxes on **MAT01.GF4** with the names that they know. (If there aren't enough boxes, they can add additional ones.) After completion, talk about what all of these people did:
1. Where did or do they live?
  2. How did they meet each other?
  3. Are they still alive today?
  4. What were the circumstances of their parents' meeting?
  5. Where were they born?

-  ➤ **Who's in Your Family? (Activity).** 🎀 Bring in photos of your family members. If you have pictures and stories to go along with grandparents, great-grandparents, it will make this sharing time more fun. Talk to the students about their families and relatives who have come before them. Can they trace back their family name? You might want to arrange your photos on a tree design, which you have made ahead of class on a piece of butcher paper. As you paste these on the wall, the students can get the idea of a family tree whose lineage leads to your birth. This morning the students will learn about the family tree and lineage of someone much more special than any of us!



### **Book:**

#### **Presentation Ideas –**

-  ② **Clues of the Coming King (Activity).** 🎀, 🦋 Just before the Bible Adventure is presented, call upon the students to read one of the clues they found during the HOOK time about the coming King. Ask the class to listen during the Bible Adventure to hear whether the person in the story could be the King.

#### **Bible Adventure for 1<sup>st</sup> – 6<sup>th</sup> Grades -**

Do you remember the promise God made to King David? God promised him that from his family would come a King who would rule forever. Years earlier, God had also promised Abraham that the whole world would be blessed through one of his offspring. The Jews referred to this promised King as the Messiah. Through years and years of heartache and turmoil, they longed for the coming of the Messiah so that He could deliver them from the nations that oppressed them. They were waiting for Him to set up

a kingdom that would never end.

Finally the time had come for the Messiah to enter the world, and His name was Jesus. However, He did not arrive in a way that most Jews expected. They were looking for a grand king, but Jesus came as a baby to a poor and humble family.

The reason the Gospel of Matthew was written was to prove to doubting Jews that Jesus was indeed the long-expected Messiah of Israel and legally had a right to claim the throne of David. In chapter 1, this task was accomplished by tracing the genealogy of Jesus. A genealogy is a record of someone's parents, grandparents, great-grandparents, great-great-grandparents, great-great-great-grandparents and on and on it goes. Another word for all these grandparents is ancestors. Some of Jesus' ancestors were kings of Israel like David and Solomon. Others, however, were not kings at all, and some were Gentiles and women of bad reputations. But God used them to demonstrate that Jesus is a King of mercy who came to take away the sins of the world.

Jesus' mother was a young woman named Mary. She was engaged to Joseph, but before they were married she became pregnant. Because Joseph was not the father of the baby, he decided to quietly break off the engagement. Before he went through with it, however, an angel of the Lord came to him and declared "Joseph son of David, do not be afraid to take Mary home as you wife, because what is conceived in her is from the Holy Spirit" (Matt. 1:20). God had caused Mary to become pregnant with Jesus but Joseph would be his legal, earthly father. The angel called Joseph "son of David" because King David was one of his ancestors. As Joseph's legal son, Jesus was a part of David's family and worthy to be a king. But Jesus would be no ordinary king. In Matthew 1:21 the angel said of Mary, "She will give birth to a son, and you are to give Him the name Jesus, because He will save His people from their sins." No other king has ever been able to rescue people from the hopelessness of their sins.

After Jesus was born, a group of men from the east came to worship Him. These men were called Magi, which means kingmakers. They were wealthy traders who had great influence in their country. God used a star to lead them to the new King. This took some time and while they were on their way, the star disappeared. They decided to go to Jerusalem where Herod was the ruler. They thought that perhaps Jesus would be in his palace. When they did not find Him, they asked Herod where they could find the King of the Jews. Herod, being a greedy and jealous person, became afraid that this new king would steal all his power so he secretly planned to kill Him. He sent the Magi on to Bethlehem, the City of David, and asked them to return when they had found out where Jesus was living. God again used the star to lead them to Jesus. When they finally saw Him, they fell down and worshiped Him and offered Him gifts of gold, frankincense, and myrrh.

Later in a dream, God warned the Magi not to tell Herod anything about Jesus because Herod planned to kill Him. They returned to their country another way and Herod was furious. He ordered all the baby boys two years and under to be killed. God told Joseph to take Mary and Jesus to Egypt to escape Herod's wrath. After Herod died, they returned to Israel and eventually moved back to Joseph's hometown of Nazareth.

Matthew proved that Jesus is the promised Messiah. He came to earth to die and take the punishment for the sins of the world. He rose from the grave and one day He will come back to rule the earth as King forever. He is the fulfillment of God's promise to Abraham and David. Just like the Magi, we need to praise and worship Jesus as the King of Kings. We can do this through our thoughts, words, gifts, actions, and all that we are.

God was faithful to keep His promise to Abraham and David. At just the right time, He sent Jesus to save the world from sin and at just the right time He will come back again to establish a kingdom that will never end. You can trust God that He will always keep His word and work all things out in His perfect timing.

#### **Aim Questions:**

- 1. Who were the two important ancestors of Jesus?** *(David and Abraham.)*
- 2. What does "Christ" or "Messiah" mean?** *(Promised chosen King.)*
- 3. What was this Messiah going to do?** *(Save His people from their sin and rule forever.)*
- 4. Who came to Jesus and worshiped Him as king?** *(Magi.)*
- 5. How can you worship Jesus?** *(Praise, prayer, obedience.)*



## Look:



① **Words of Worship (Worksheet).** 🐛, 🦋 Each student will need:

copy of **MAT01.GF5 Pgs. 1 & 2**  
colored construction paper  
crayons or markers  
glue  
scissors

Have the students look up the verses listed inside the shapes on **MAT01.GF5 Pg. 1** and match them with those provided on **MAT01.GF5 Pg. 2**. Then have them cut and paste each one in the appropriate space, and color and decorate as desired. Help the mount the finished sheet on a piece of construction paper so that it is truly worthy “refrigerator art.” Review the words in each of these verses and help the students to understand the meaning behind them. Encourage them to choose one each day this week to read several times during that day.



② **Clues Point to Jesus (Worksheet)** 🦋 Copy **MAT01.GF6** for each student. Call upon a student to read the worksheet text from a box in the left-hand column, then you read the verse from the Bible. Do the same with corresponding box/verse in the right-hand column. Ask the students to draw a line from one box to the other as each set of verses is read. You may want to briefly discuss how the clues of the prophecy point to and are fulfilled by Jesus to make sure that the students understand them.



③ **Who Knew His Worth? (Worksheet).** 🐛, 🦋 Copy **MAT01.GF7** for each student. Ask the students to read the text next to each picture and fill in the verse. If the person/group worshiped Jesus and valued Him as worthy, have the students draw a smiley face in the circle next to that picture. If not, have them draw a frowning face.



④ **Welcome Cake (Snack).** 🐛, 🦋 Serve the shower cake from the HOOK time.



④ **How Others Responded (Worksheet).** 🐛, 🦋 Copy **MAT01.GF8** for each student. Have the students color each picture as you read to them from your NIV Bible about how each of those in the picture responded to the news of Christ’s birth or to meeting Him. Ask them to put a smiley or frowning face in the circle next to each picture according to the response of that person/group.



➤ **Lost Letters (Memory Verse Puzzle).** 🐛, 🦋 Have the students complete the memory verse by inserting the missing vowels into the incomplete verse, **MAT01.GF9**.




➤ **Genealogy Relay (Game).** 🦋 Boys and girls will make two different lines on one side of the room. A teacher will be standing on the opposite side between two piles of costumes and props, one for the boys and one for the girls. Three at a time, the students will run up to the teacher and draw a card prepared beforehand. Include on each card a name from the genealogy of Christ and a Scripture reference from the Old Testament that gives a little insight into who this person was. The team of three students will not reveal the name outright, or the Scripture reference, but will attempt to get the rest of their team to guess the name of the character. Any kind of drama or description can be used. To make things more difficult, you may choose to write in some key words on the card that the students may not use in describing or acting out this character. When their team guesses the name, one of the three will write that name on the whiteboard on their side. Subsequent names drawn and guessed will be placed above or below that person to show the order in which they occurred in the genealogy. The first team to reach seven names wins.



➤ **Aim Questions (Worksheet).** 🐛 Have the students answer the Aim Questions about today’s Bible Adventure, **MAT01.GF10**.




➤ **Passage Review Questions (Worksheet).** 🦋 This booklet contains many questions from the Scripture passage covered in today’s lesson. Students may work on them in class and complete them during the week at home, **MAT01.GF11**.


 ➤ **Matthew 1:21 (Memory Verse Song).** 🎵 Words and music for today's memory verse are available upon request from Children's Ministry.


---




### Took:

 ① **The Magi Came to Worship the King Jesus (Worksheet).** 🎵 Talk with the students about ways that they can worship King Jesus everyday. Have them write ways that they can do this next to the pictures, **MAT01.GF12**.

 ① **Arrival of the Magi (Skit).** 🎵, 🦋 The Magi return to class with the news of what they found once they reached Bethlehem. Their excitement and reverence over what they saw, who was there, and how God spoke to them in a dream should be portrayed to the class. They might talk about how they had met with King Herod in Jerusalem before they traveled to Bethlehem and how they decided not to go back there again after God spoke to them. These were truly wise men. The teacher should invite them to stay and help the students work through their worksheets and make their cards.

 ① **Wise Men Seek Him (Craft).** 🎵, 🦋 Have the students decorate and fold **MAT01.GF13** into a card. Envelopes are available upon request from Children's Ministry. You may also request church business cards with a map on the back to place inside the cards. Have the students take the cards home to share with unbelieving friends.

 ② **Whom Do You Worship? (Discussion/Craft).** 🎵, 🦋

#### Discussion:

Ask the students the following questions:

1. To what do the actions of your lives point?
2. Do others see clues that you worship the true King?
3. Is He Lord of your lives?
4. Have you searched for Him?
5. What gifts do you have that you could give to Him? (Time in reading their Bibles; prayer; sharing Him with others; obedience to His Word and their parents; worship; praise; etc.)
6. Do you give your gifts to Him?

#### Craft:

Each student will need:

- glue
- scissors
- 1 sheet of pre-cut gold foil.
- MAT01.GF14 Pg. 1** copied onto white cardstock
- 1 crown from **MAT01.GF14 Pg. 2**
- 7 different-colored jewels made by copying **MAT01.GF14 Pg. 3** onto 7 different - colored sheets of paper: red-ruby, purple-amethyst, green-emerald, white-diamond, blue-sapphire, turquoise-turquoise, yellow-topaz. (Pre-cut these for younger students.)
- glitter (optional)

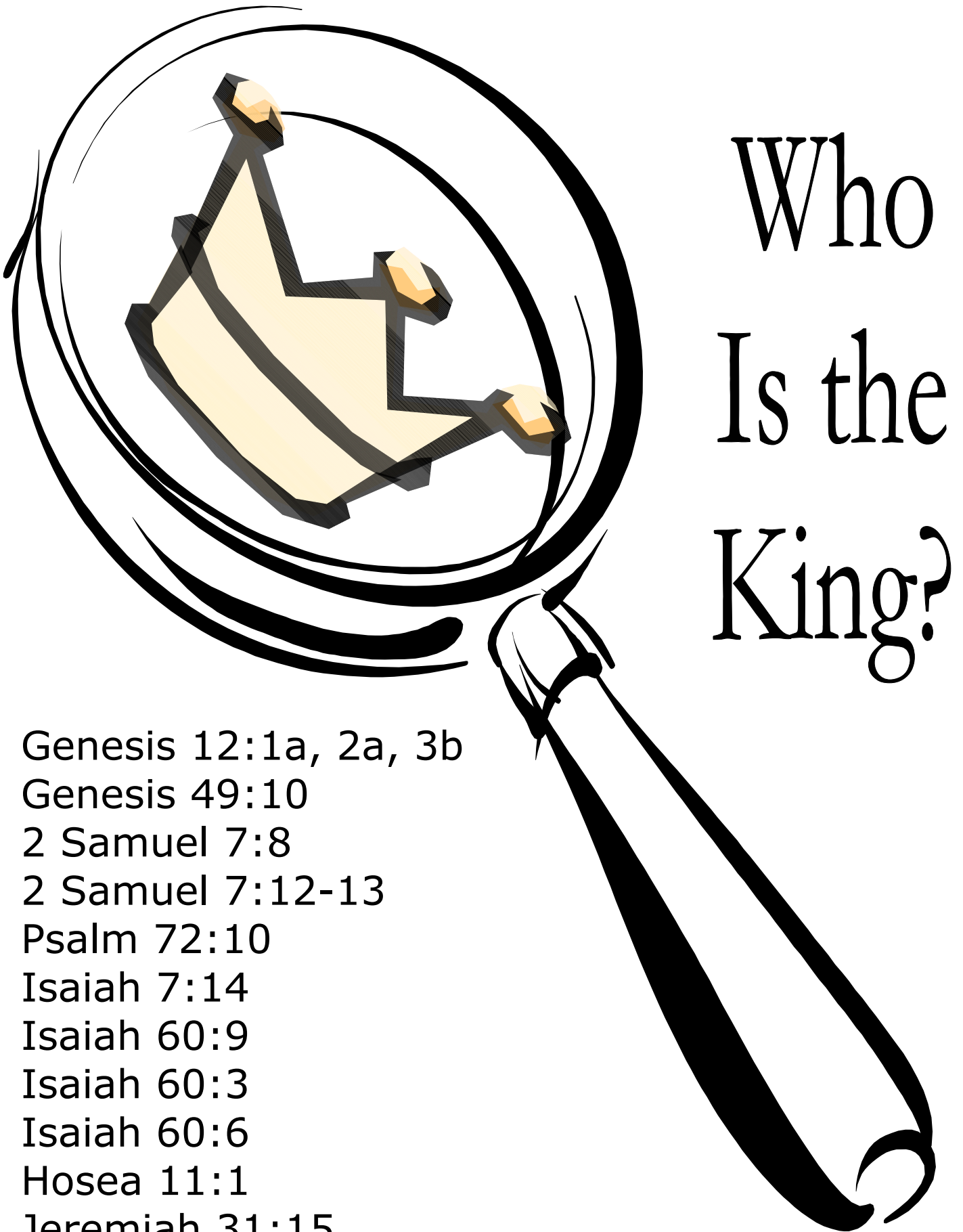
Have the students follow the instructions below to complete their crafts:

1. Write a different gift (discussed during the discussion time just prior to the craft) on each jewel.
2. Glue gold foil onto crown with WRONG sides together.
3. Cut around crown and tabs.
4. Glue jewels onto gold side of crown.
5. Add glitter if desired.
6. Glue tabs of crown onto **MAT01.GF14 Pg. 1** where indicated.

Encourage the students to give these gifts to the Lord throughout the coming week.

# Meet the Magi





# Who Is the King?

Genesis 12:1a, 2a, 3b  
Genesis 49:10  
2 Samuel 7:8  
2 Samuel 7:12-13  
Psalm 72:10  
Isaiah 7:14  
Isaiah 60:9  
Isaiah 60:3  
Isaiah 60:6  
Hosea 11:1  
Jeremiah 31:15



Genesis 12:1a, 2a, 3b

---

---

---

---

---

---

Genesis 49:10

---

---

---

---

---

2 Samuel 7:8 and 2 Samuel 7:12-13

---

---

---

Psalms 72:10

---

---

---

---

---

Isaiah 7:14

---

---

---

---

---

Isaiah 60:3, 6, 9

---

---

---

---

---

---

Jeremiah 31:15

---

---

---

---

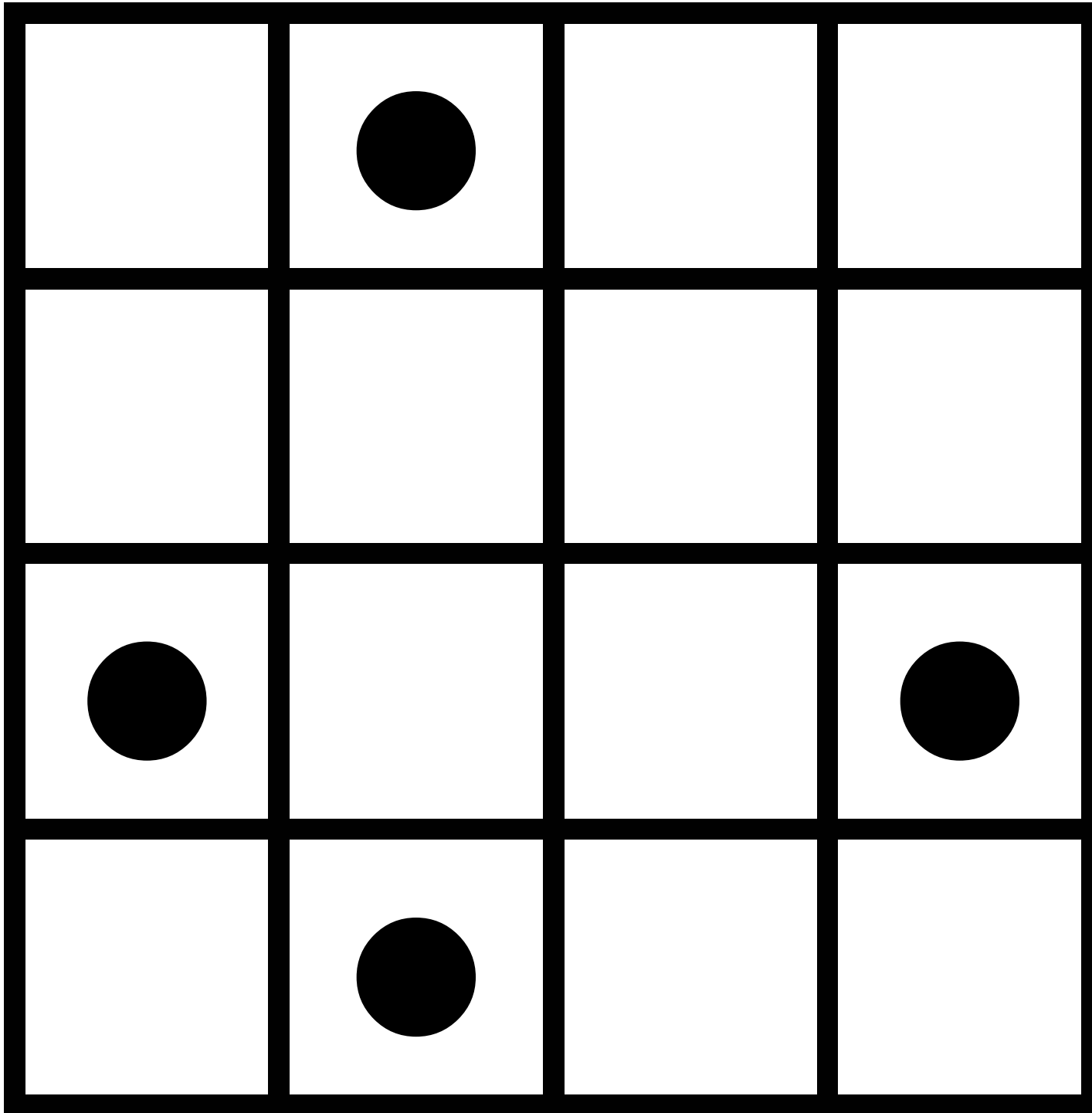
---

Hosea 11:1

---

---

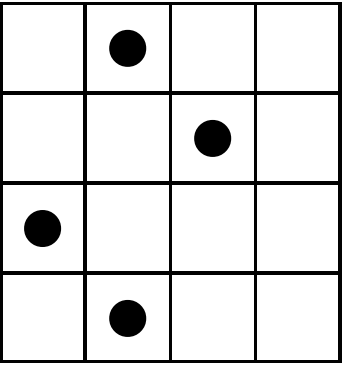
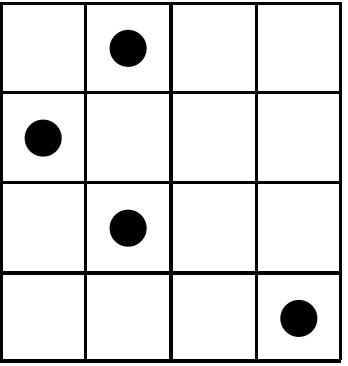
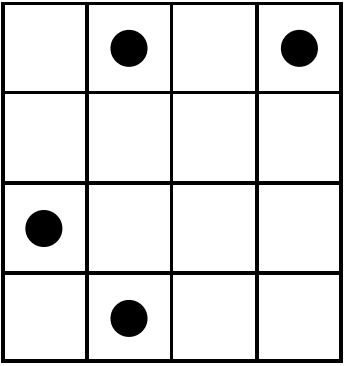
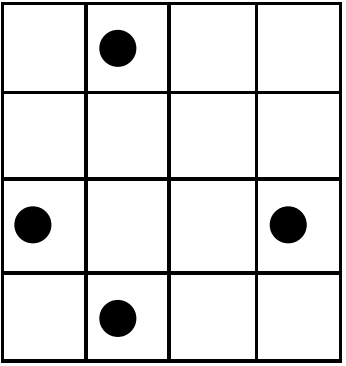
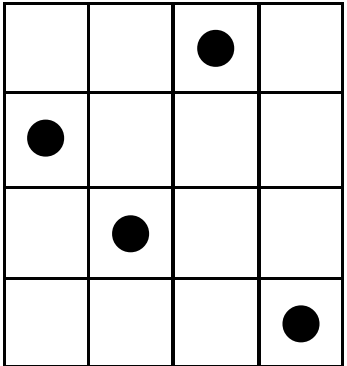
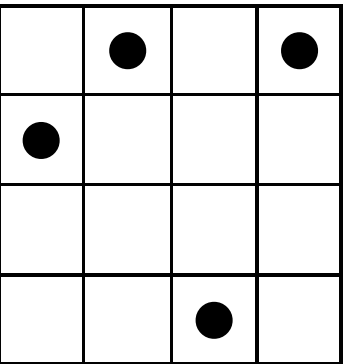
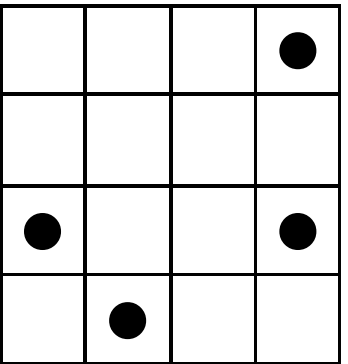
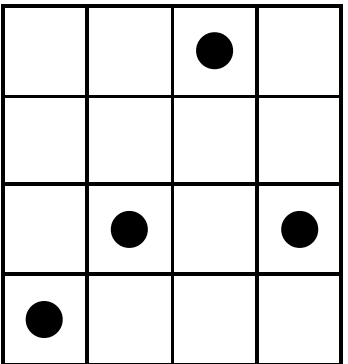
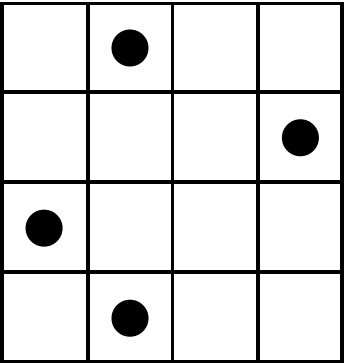
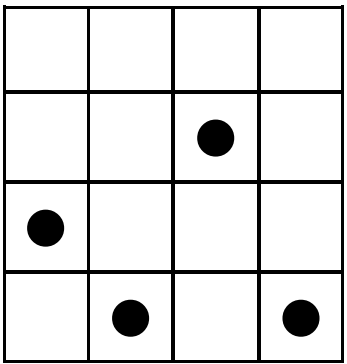
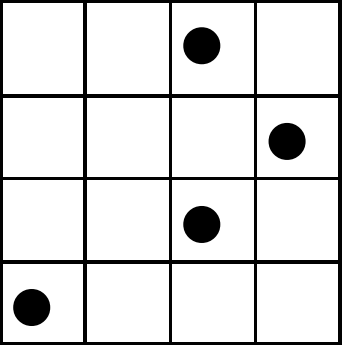

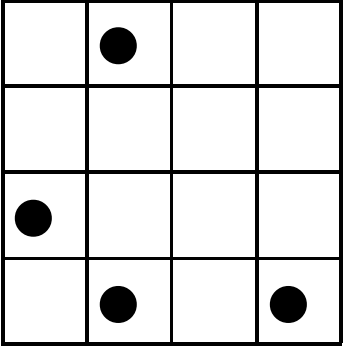
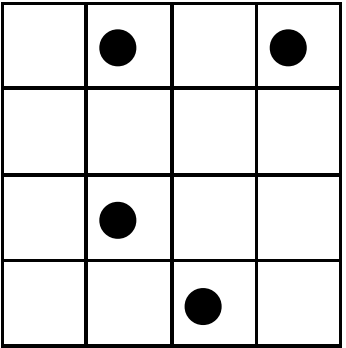
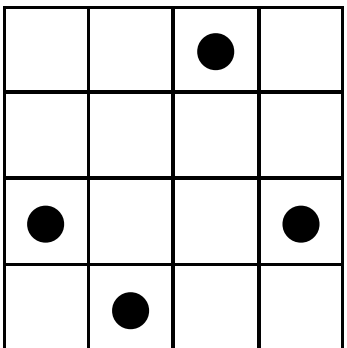
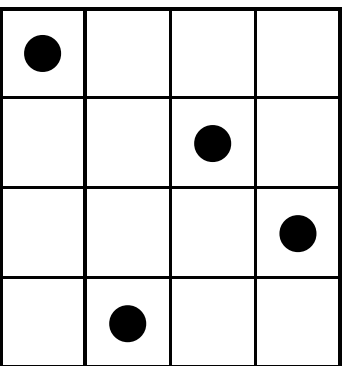
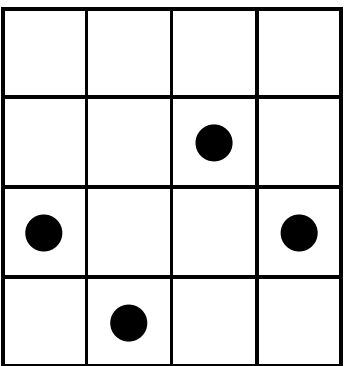
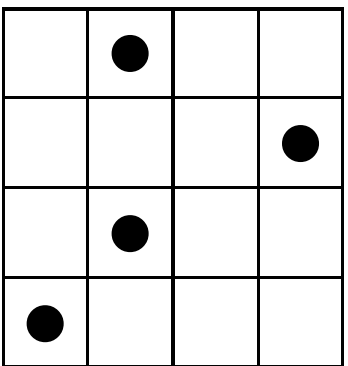
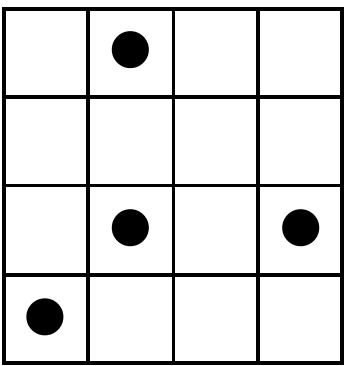
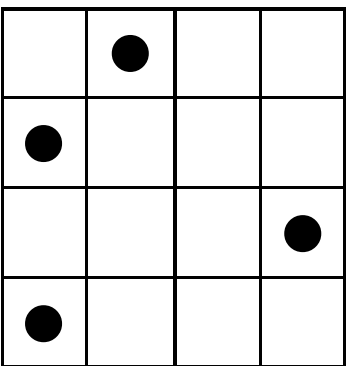
---



Find the  
perfect  
match.

—

Which  
box on  
page  
two  
matches  
this  
one  
exactly?



# My Family Tree and Me

Great-Great  
Grandmother

Great-Great  
Grandfather

Great-Great  
Grandmother

Great-Great  
Grandfather

Great-Grandmother

Great-Grandfather

Great-Grandmother

Great-Grandfather

Grandmother

Grandfather

Grandmother

Grandfather

Aunt / Uncle

Aunt / Uncle

Aunt / Uncle

Mother

Father

Sister / Brother

Sister / Brother

Me

# Words of Worship

Look up the verses inside the shapes. Then match them up with the appropriate space on the next page.  
Color each shape a different color.




Isaiah 12:5



Psalm 100:1-2



Hebrews 12:28



Psalm 103:1-4



Psalm 66:4



Psalm 29:2



Psalm 95:6

“Ascribe to the LORD the glory due His name; worship the LORD in the splendor of His holiness.”

“Therefore, since we are receiving a kingdom that cannot be shaken, let us be thankful, and so worship God acceptably with reverence and awe, for our ‘God is a consuming fire’.”

“Sing to the LORD, for He has done glorious things; let this be known to all the world.”

“Praise the LORD, O my soul: all my inmost being, praise His holy name. Praise the LORD, O my soul, and forget not all His benefits—who forgives all your sins and heals all your diseases, who redeems your life from the pit and crowns you with love and compassion...”

“Shout for joy to the Lord, all the earth. Worship the LORD with gladness; come before Him with joyful songs.”

“Come, let us bow down in worship, let us kneel before the LORD our Maker; for He is our God and we are the people of His pasture, the flock under His care.”

“All the earth bows down to You; they sing praise to Your name.”

# Clues Point to Jesus

Do the clues given before Jesus Christ was born point to Him as the King?

Read the Scriptures and then the summaries in the left-hand column. Do the same for the Scriptures and summaries in the right-hand column.

Next, draw a line from the prophecy (clue) to Jesus' fulfillment.

READ: Genesis 12:1a, 2a, 3b  
God tells Abraham that through his descendants will come the One who will be a blessing to all the people of the earth.

READ: Genesis 49:10  
The King who is Ruler of all will be from the line of Judah.

READ: 2 Samuel 7:8, 12-13  
God tells David that one of his descendants will come in God's name and God will establish His kingdom

READ: Isaiah 7:14  
A son born of a virgin and called Immanuel (Jesus) would be a sign to the people of God's true King.

READ: Psalm 72:10  
Isaiah 60:3, 6, 9  
The Ruler would be worshiped by wise men and presented with gifts.

READ: Jeremiah 31:15  
Babies would be killed around the place of His birth.

READ: Hosea 11:1  
God's Son would live in Egypt for a time.

READ: Micah 5:2  
The Ruler would be born in the city of Bethlehem.

READ: Matthew 1:1-17  
Christ was a descendant of Abraham...Judah...and David.

READ: Matthew 1:18-20,25  
Jesus mother, Mary, was a virgin when she gave birth to Him.

READ: Matthew 1:21-23,25  
Jesus' was given the name Immanuel by his parents.

READ: Matthew 2:1a  
Jesus was born in the city of Bethlehem.

READ: Matthew 2:1-2,11  
The wise men from the East came from afar to worship Jesus and present Him with gifts.


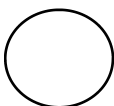
READ: Matthew 2:13-15  
Joseph took Mary and Jesus to live in Egypt for a time.

READ: Matthew 2:16-18  
Evil King Herod ordered his men to kill all the baby boys around Bethlehem.

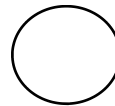
# WHO KNEW HIS WORTH?

Read the verses listed beside each picture. Think about what you read as you color the picture. If the person/group in the picture realized Jesus' worth (King of Kings-worthy of all worship,) put a smiley face in the circle next to the picture. If not, put a frowning face in the circle.

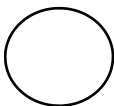
MATTHEW 2:1-2, 11



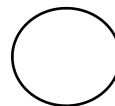
MATTHEW 1:20-25



MATTHEW 2:1-3, 13



LUKE 2:15-20


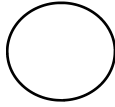


Jesus Christ is the King promised by God.  
He is the One who died to save us from our sins.  
He is worthy of our worship, trust, and obedience.


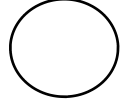
# HOW OTHERS RESPONDED

Read the verses listed beside each picture. Think about what you read as you color the picture. According to the response of the person or group in the picture, put a smiley face in the circle next to the picture. If not, put a frowning face in the circle.


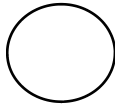
MATTHEW 2:1-2, 11



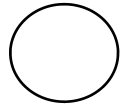
MATTHEW 1:20-25



MATTHEW 2:1-3, 13



LUKE 2:15-20



Jesus Christ is the King promised by God.  
He is the One who died to save us from our sins.  
He is worthy of our worship, trust, and obedience.

## Lost Letters

TODAY'S VERSE LOST ALL ITS VOWELS. WE  
FOUND THEM BUT WE NEED YOUR HELP TO  
RETURN THEM TO THEIR PLACES.

(HINT: CROSS OUT THE VOWELS AS YOU USE THEM.)

A A A  
A A A  
A  
  
7

E E E E  
E E E E  
E E E E  
E E E  
  
15

I I I  
I I I  
I I I  
  
9

O O  
O O  
O O  
  
6

U  
U  
  
2

"Sh\_\_ w\_\_ll g\_\_v\_\_ b\_\_rth t\_\_ \_\_  
s\_\_n, \_\_nd y\_\_u \_\_r\_\_ t\_\_  
g\_\_v\_\_ H\_\_m th\_\_ n\_\_m\_\_  
J\_\_s\_\_s, b\_\_c\_\_ \_\_s\_\_ H\_\_ w\_\_ll  
s\_\_v\_\_ H\_\_s p\_\_ \_\_pl\_\_ fr\_\_m  
th\_\_ \_\_r s\_\_ns."


M\_\_tth\_\_w 1:21 (NIV)

# Aim Questions

Answer the following questions about today's Bible Adventure.

1. Who were the two important ancestors of Jesus?
2. What does "Christ" or "Messiah" mean?
3. What was this Messiah going to do?
4. Who came to Jesus and worshiped Him as King?
5. How can you worship Jesus?

*Just as the wise Magi did long ago,  
we should seek Him, bring Him gifts and worship Him today.  
This week, worship Him with your gifts of love, trust, time,  
and right actions and attitudes.*



*"She will give birth to a son, and you are to give Him the name Jesus,  
because He will save His people from their sins."*

*Matthew 1:21*

## **Passage Review Questions**

### **Matthew Chapters 1-2**

With what person does Matthew start his genealogy of Christ?  
(1:2)

What king is named? (1:6)

How many generations did Matthew record? (1:17)

What two parents are introduced? (1:18)

What was Joseph going to do when he discovered that Mary was pregnant? (1:19)

Who advised Joseph in a dream not to do divorce Mary? (1:20)

What was Joseph to name this son? Why? (1:21)

What does Jesus, or Immanuel, mean? (1:23)

When Joseph woke up from his dream, what did he do?  
(1:24)

Who came from the east to visit Jesus in Bethlehem? (2:1)

Who was king at this time? (2:1)

Did King Herod have a good heart and welcome Jesus into the world? (2:3, 16)

What did Herod say that he wanted the Magi to do when they found "King Jesus"? (2:7-8)

What did the Magi do when they first looked on King Jesus?  
(2:11)


Who warned Joseph to flee Bethlehem because of Herod's coming slaughter? (2:13)

How long did Joseph keep his family in Egypt? (2:15)

Who told Joseph it was safe to go back to Israel because Herod had died? (2:19-20)

Where did Joseph take his family to live in Israel, thus fulfilling a prophecy? (2:22-23)


# The Magi Came to Worship the King Jesus



## How can I worship the King?




\_\_\_\_\_



\_\_\_\_\_



\_\_\_\_\_



\_\_\_\_\_



\_\_\_\_\_




# Come and Worship Him



“She will give birth to a son, and you are to give Him the name Jesus, because He will save His people from their sins.”

Matthew 1:21

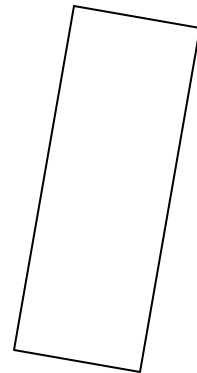
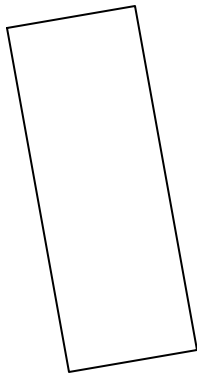


# DO YOU WORSHIP?

**Q** :If a detective were hired to find out whom you worship as king, what would he decide? How would he determine this?

**A** :The way you live your life would be his clues.  
He would watch how you spend your time and your money.  
He would watch your reactions to various situations.  
He would see what brings you peace and joy.

# KING JESUS



GIVE THESE JEWELS OF WORSHIP TO KING JESUS EVERY DAY!

"She will give birth to a son, and you are to give Him the name Jesus,  
because He will save His people from their sins." Matthew 1:21

Cut around  
crown  
DO NOT cut  
off side tabs

DO  
NOT  
CUT  
OFF  
THIS  
TAB

DO  
NOT  
CUT  
OFF  
THIS  
TAB

<———— Fold tabs toward center at crown lines ———>

DO  
NOT  
CUT  
OFF  
THIS  
TAB

>———— Fold tabs toward center at crown lines ———<

DO  
NOT  
CUT  
OFF  
THIS  
TAB

Cut around  
crown  
DO NOT cut  
off side tabs

