

February 8, 1998

Luke Review

Early Childhood

BLUK22EC

Follow Jesus, the Holy Son of God!

**Materials I Need:**

**Memory Verses: (Review verses)**

**The Holy One to be born will be called the Son of God. Luke 1:35**

**They left everything and followed Jesus. Luke 5:11**

**Love the Lord your God with all your heart, soul, strength, and mind, and love your neighbor as yourself. Luke 10:27**

**Blessed is the king who comes in the name of the Lord! Luke 19:38**

**Aim Questions for 2's & 3's:**

1. **Did the angels say that Jesus was the holy Son of God?** *(Yes. They told Mary, Joseph, and the shepherds.)*
2. **Did God the Father say that Jesus was the holy Son of God?** *(Yes. When Jesus was baptized, God spoke from heaven.)*
3. **Did Jesus do miracles that showed He was the holy Son of God?** *(Yes. He made the water calm and brought dead people back to life. Choose any of the stories you emphasized throughout the book.)*
4. **Did the disciples leave everything and follow Jesus?** *(Yes. They knew that Jesus was the holy Son of God.)*
5. **Did the people wave palm branches and sing when Jesus went to Jerusalem?** *(Yes. They believed that Jesus was the King who came from God.)*
6. **Did Jesus die on the cross and then come back to life to show that He was the holy King from God?** *(Yes. He took my punishment for the wrong things I do.)*
7. **Do you want Jesus to open the kingdom door for you?** *(Yes)*

**Aim Questions for 4's, 5's & K:**

1. **Who did the angels say Jesus was?** *(The angels told Mary, Joseph, and the shepherds that Jesus was the holy Son of God.)*
2. **What did God the Father say about Jesus when He was baptized?** *(The voice from heaven said that Jesus was the holy Son of God.)*
3. **What did the disciples do when Jesus asked them to follow Him?** *(They left everything and followed Jesus. Luke 5:11)*
4. **What miracles did Jesus do that proved He was the Son of God?** *(He made the water calm and brought dead people back to life. Choose any of the stories you emphasized throughout the book.)*
5. **What did the people do when Jesus rode into Jerusalem on a donkey?** *(They waved palm branches and sang that Jesus was the King who came from God.)*
6. **Did Jesus die on the cross and then come back to life to prove that He was the holy King from God?** *(Yes. He took my punishment for the wrong things I do.)*
7. **Do you want to love and follow Jesus?** *(Show the BLUK10ECGF3 picture and sing the "Love Your Neighbor" song found in the Song section on page four of lesson nine.)*

**Key for symbols:**



This box symbol represents ideas that can be used for two-year-olds through kindergarten. Please remember to slow down the pace for two-year-olds and keep the pace moving for five-year-olds.

② This symbol represents ideas that are best used for two- and three-year-olds.

④ This symbol represents ideas that are best used for four-year-olds through kindergarten.



### Hook:

**Disciple Pretend Game:** As the children come into the room, give them each a special name tag with a picture of either Matthew or Peter. Those who receive a Peter name tag can glue a fish on their tag and learn to say, "I love to fish." Talk about the fact that Peter was a fisherman who loved to fish. Those who receive a Matthew name tag can glue a coin on their tag and learn to say, "I love money!" Matthew was a tax collector who loved money and cheated people out of money. After the children have been checked in, gather them together and sing the "Disciple Song." (See the Song section.) Have the children wearing the Peter name tags stand as they sing his name in the song. Have the children wearing the Matthew name tags stand as they sing his name in the song. When they come to the name Judas Iscariot, indicate displeasure by turning thumbs down. Then have the children take off their name tags and tape them to a picture of Jesus on the wall. Matthew and Peter left everything to follow Jesus. Say the Luke 5:11 memory verse as the children tape their disciple name tags to Jesus.

**"Let's Look at Luke" Book Center: (BLUK22ECGF1 & BLUK22ECGF2)** Let the children fold a 9" x 12" piece of construction paper in half and decorate it. Talk about Doctor Luke who wrote the book. Sing the "Look in Luke with Me" song as the children work. Later the children will add their GF1 and GF2 pictures to their books.

**Make a Manger Center:** (To do when the children are coming in the room.) Supplies: 8-oz. cream cheese boxes, straw, glue, farm animals, colors. Have the farm animals sitting around on your table. Let the children decorate their manger boxes with colors. Then help them glue in some straw. While you are doing all this, talk about how Jesus was the Holy One from God. Even though He was God's Son, He wasn't born in a castle with a crown but He was born in a stable and laid in a manger. Say the Luke 1:35 memory verse. Ask the children who is the Holy One from God.

**Palm Branch Center: (BLUK22ECGF5)** Have cut-outs of a palm branch. Let the children decorate their branches with colors and green construction paper bits. As they are doing this talk about how people waved palm branches and sang when Jesus came into Jerusalem. The people said, "Blessed is the King who comes in the name of the Lord." The people did this because Jesus was the Holy One from God. Ask the children who is the Holy One from God. Sing the Luke 19:38 memory verse song as the children wave their palm branches.

**Foot Patterns:** Trace around the feet of the children and let them tear out the shape and tape it to the floor to make a path around the room. Talk about following in someone's foot steps and that it means going where they are going and doing what you see them doing. Sing the "Disciple Song" as you follow the steps around the room.



### Book:

#### **Presentation Ideas -**

Make sure that the pictures you use for the Bible Adventure are removed from the manual and in order so that there will be no delays. The children will be more attentive if the pictures are nicely colored. Hopefully, you saved your colored pictures as you went along. If you didn't, begin this practice with the next series of lessons.

On large pieces of butcher paper, draw a rough map of Israel or use the Betty Lukens flannel board and figures. As you review the Luke book, put the appropriate pictures from the Bible Adventure (or Betty Lukens figures) where the events happened. For example, the angel came to Mary and Joseph at Nazareth, the angels came to the shepherds by Bethlehem, Jesus was baptized by the Jordan River, Jesus healed throughout Israel, Jesus came to Jerusalem on a donkey, and He died and came back to life in Jerusalem.

The children will not be able to sit through a long, extended Bible Adventure review time unless you show a lot of pictures, say only a few words, and intersperse moving times throughout. The moving

times can be as simple as standing up while they're singing a song or saying the memory verse, or going to the wall to tape a picture or name tag. Longer story breaks are effective, too, if you want to do a reinforcement activity as you go along.

### **Bible Adventure for 2's & 3's -**

Luke wrote his book so that we can know that Jesus is the most special person who ever lived. Jesus is the holy Son of God.

*(Show the BLUK01ECGF3 picture of Gabriel.)* God sent His angel, Gabriel, to tell Mary and Joseph that they would have a son. This special son would be the holy Son of God. *(Show the BLUK01ECGF5 picture. Say the Luke 1:35 memory verse together several times as you look at the next pictures.)*

*(Show the BLUK02ECGF3 picture.)* Jesus was not born in a king's palace with a crown for a hat. The holy Son of God was born in a stable with a manger for His bed.

*(Show the BLUK02ECGF4 and BLUK02ECGF5 pictures.)* The angels told the shepherds, "Go to Bethlehem and see the holy Son of God!" The shepherds found the baby Jesus in the manger just as the angels promised.

*(Show the BLUK02ECGF7 picture.)* Jesus grew up and loved God's Bible words. He learned all He could from God's Word. *(Hug your Bible to your chest and tell the children that you love God's Word, too.)*

*(Show the BLUK03ECGF3 picture.)* When John the Baptist baptized Jesus, God's voice came from heaven. He said, "Jesus is My Son. I am pleased with Him."

*(Show the BLUK04ECGF4 picture.)* Jesus chose twelve men to follow Him wherever He went. *(Point to the pictures of the disciples as you slowly, very slowly, sing the "Disciple Song." See the Song section.)* The disciples saw Jesus do many miracles. Peter said to Jesus, "You are the Holy One from God."

*(Show the BLUK04ECGF2 picture.)* Peter left his fishing and followed Jesus. *(Show the BLUK18ECGF10 picture of money.)* Matthew left his money and followed Jesus. *(Say the Luke 5:11 memory verse several times together.)*

*(Show the BLUK06ECGF2 picture.)* Jesus had great power from God. He said to the dead man, "Get up!" and the boy sat up. Wow! Jesus' words were powerful!

*(Show the BLUK07ECGF2 picture.)* Jesus told the wind to stop blowing and it did. Jesus had powerful words. He could do anything because He was the holy Son of God.

Jesus didn't just want to make peoples' outside bodies well. He wanted people to be well in their hearts. *(Show the BLUK10ECGF3 picture.)* Jesus said, "Everyone's heart is full of selfish sin." *(Draw a mad face in the heart.)* Jesus said, "I can make your heart clean. Believe that I am the holy One from God and I will take away your sins."

*(Show the BLUK17ECGF2 picture.)* When Jesus came to Jerusalem, people sang songs and waved palm branches because they were happy that the holy King Jesus was coming in the name of the Lord. *(Sing the Luke 19:38 memory verse song.)*

*(Show the BLUK09ECGF3 picture.)* The Pharisees and temple leaders said they loved God but they didn't. They didn't even notice their neighbors who were hurting. Jesus said, "If you really love the true God, you will love Jesus and you will love your neighbors." *(Sing the "Love Your Neighbor" song found in the Song section on page four of lesson nine.)*

*(Show the BLUK12ECGF2 picture.)* The Pharisees and temple leaders didn't think they had selfish sin. They didn't want to listen to Jesus. They wanted to kill Jesus.

*(Show the BLUK20ECGF3 picture.)* Jesus had to die to take away your selfish sins and my selfish sins. The good news is that Jesus didn't stay in the tomb because He is the holy King from God.

*(Show the BLUK21ECGF2 picture of the empty tomb.)* The angels said, "Jesus is alive! He really is the holy Son of God!" Isn't that great news?

*(Show the BLUK10ECGF2 picture.)* Because Jesus is the holy Son of God, He can open the door to His kingdom for you, if you will ask Him. Knock on the door by asking Jesus to take away the wrong things you do. Tell Jesus you want to love Him with all your heart. Tell Him you want to love your neighbor, too. Let's pray and ask Jesus to make us into the boys and girls He wants us to be.

**Prayer:** Dear God, thank You for sending Jesus to be the true King. He is alive in heaven! Give me a clean heart so I can live with You in Your heavenly kingdom. I want to love You and my neighbors. In Jesus' name, Amen.

### **Bible Adventure for 4's, 5's & K -**

(Use the Bible Adventure for the 2's and 3's, adding any story pictures that you featured this year.)

---



### Look:

- Bean Bag Follower Game:** Place each disciple's picture and name on the floor on a piece of paper. Together repeat "\_\_\_ followed Jesus" as the children take turns throwing a bean bag on a name. Repeat, using the children's names and saying, "\_\_\_ wants to follow Jesus."

---

- Love Your Neighbor Activity:** Use this activity to reinforce the "love your neighbor" part of the Bible Adventure review. As you are singing the "Love Your Neighbor" song, hold hands and go around in a circle (Like "Ring Around the Rosie"). When you get to the last "Jesus says," the teacher can fall down and say "help me, help me." As the children help the teacher up, the teacher can say, "Thank you for loving your neighbor by helping me." Twos especially will like to do this over and over.
- "Let's Look at Luke" Book Center: (BLUK22ECGF1 & BLUK22ECGF2)** Fold 8 1/2" x 11" pieces of white paper into fourths. For younger children, you will need to have cut through the two folds so that the paper forms a book. (Older children can do the folding and cutting.) These pages will fit inside the Luke Book construction paper covers decorated during Hook time. Complete the children's Luke books by letting the children color the GF1 and GF2 pictures, cutting the pictures out, and gluing them in their books. After the books are completed, let the children tell the story of Jesus from their own Luke books. At the end of class, let them tape or glue their name tags to the back of their books.
- Powerful Words Activity:** Use this activity to reinforce the miracle part of the Bible review. Have all the children lay down on the floor like the dead man. Walk around the room pointing to each child and saying "dead, dead, dead, Alive!" The child that you pointed to as you said "Alive!" can stand up. As each child stands, have them follow you around the room as you have other children stand. By the end, everyone will be following the leader (have the other teachers help the children follow). As you are doing this, talk about how Jesus' words are so powerful that He can even raise people from the dead or calm a storm! He is the Holy One from God! His words are in the Bible and they are powerful for us! Just like in the game, Jesus will help us as we follow Him and His Words in the Bible. Show them your Bible as you are saying all this.
- London Bridges Game:** Have the children stand in a line with the teacher and one student or the assistant being the bridge. Have the line of children go under your arms just like "London Bridges," singing, "Jesus is my Savior, Savior, Savior. Jesus is my Savior, I want to follow Him." The children who are caught together say, "I want to follow Jesus." Make sure all the children get a turn.
- ④ **Hidden Pictures:** Hide pictures from the Bible Adventure around the room. Ask the children to find one and then return to their seats in the circle, placing their "find" on the floor in front of them. Ask them to arrange the pictures in the order they were in the Bible Adventure.
- ④ **Listen and Clap Game:** As a review activity, ask the children to listen for words or things they heard in the Bible Adventure today. If they hear something that was in the Adventure, they get to clap once. If it was not in the Adventure, they should remain quiet with zipped lips!
- ④ **"Pull out a Picture" Review:** Tape small pictures of the progression of the book of Luke on a string. Place them in a bag. Ask a child to come up and pull on the string until he finds the first picture (which should be in order). He gets to tell what is happening in the picture. This continues until all the children have had a turn to pull a picture and share.
- ④ **Concentration Game:** Using a double set of pictures from the review, place them face down on the floor. Ask a child to choose two pictures. If they match, he gets to tell about that part of the story. If they don't match, he turns them face down again. They win when they get a match!
- ④ **Follower Party Hats:** Each child receives a paper plate with a small pie-shaped wedge cut out of it. Overlap the edges to make a cone-shaped party hat. Lay it flat and decorate with stickers, stencils, stamps and markers. Write "I am following Jesus!" on each hat. Make tassels for the top of the hat with crepe paper slivers or yarn pieces that are taped to the inside top of the hat. Size the hat to fit the child. Staple together. Punch holes in the bottom of two sides of the hat. Tie a 10" piece of yarn in each for ties. Wear this hat for the party.

- ④ **Let's Follow Jesus Party:** For a snack, give each child a graham cracker to decorate with frosting. Use decorator tubes of colored frosting to draw shapes of feet or crosses. (You may want to provide stencils for older children to trace around.) Sing songs from the book of Luke. Bounce balloons and keep them from touching the floor or other children. Have a musical parade marching to music and singing, carrying a piece of crepe paper for a streamer.

---

**Song Review:** Reviewing the story of Luke using songs is a great way to remind the students about what we've learned in Luke. The following songs, taken as a whole, give a good picture of what Luke told us about Jesus. Lesson 1, "J-E-S-U-S"; Lesson 4, "Disciple Song"; Lesson 11, "I Have Decided to Follow Jesus"; Lesson 18, "Luke 19:38"; Lesson 19, "Jesus My Lord"; Lesson 20, "Jesus Is the Holy One." You can intersperse them with the pictures as you retell the story of Luke, or use them as a song time with the children, or break them out into separate centers with activities to go along with them. A tape with just these songs on it, in order, will be available from the Children's Department.

**Songs:**

**J-E-S-U-S** (to the tune of "There Was a Farmer Had a Dog")

The Holy One is coming soon  
And Jesus is His name-oh  
J-E-S-U-S, J-E-S-U-S, J-E-S-U-S,  
Jesus is His name-oh.

2. The Holy One is born today  
And Jesus is His name-oh  
J-E-S-U-S, J-E-S-U-S, J-E-S-U-S,  
Jesus is His name-oh.

3. The Holy One baptizes us  
And Jesus is His name-oh  
J-E-S-U-S, J-E-S-U-S, J-E-S-U-S,  
Jesus is His name-oh.

**The Disciple Song** (to the tune of the "ABC" song)

Peter and Bartholomew  
They're disciples one and two  
After them Philip and John  
Matthew, Thomas and Simon  
Then the Jameses--there are two  
Here is Judas and Andrew.  
Now at last, get this straight,  
Is Judas Iscariot. (*pronounce it "is-carry-ate"*)  
Jesus chose them, now you know.  
Will you follow Him also?

**Luke 19:38, Memory Verse Song** (tune: "Father We Adore You," by Terrye Coelho, ©1973 Maranatha Music)

"Blessed is the King who comes  
In the na-ame of the Lord."  
Luke nineteen thirty-eight.

*Optional verse:*

Jesus we adore you;  
lay our lives before you.  
How we love you.

(*Although this tune is usually sung slowly, keep it upbeat for the memory verse version.*)

**I Have Decided to Follow Jesus**

1. I have decided to follow Jesus,  
I have decided to follow Jesus,  
I have decided to follow Jesus,  
No turnin' back, no turnin' back!

2. The Lord God loves me, and He cares for me, (x3)  
No turnin' back, no turnin' back!
3. I know He'll feed me, and that He'll clothe me, (x3)  
No turnin' back, no turnin' back!

**Jesus** (tune: "Michael Row the Boat")

1. Jesus is the Holy One--hallelujah (repeat)
  2. Jesus died for you and me--hallelujah (repeat)
  3. Jesus died on a cross--hallelujah (repeat)
  4. Jesus paid for our sins--hallelujah (repeat)
  5. Jesus is the Son of God--hallelujah (repeat)
- 

**Jesus, My Lord** (tune: "This Is the Day")

Jesus, my Lord, (echo) I'll remember Him. (echo)  
He came for me, (echo) I'll say it again! (echo)  
Jesus, my Lord, I'll remember Him,  
He came for me, I'll say it again!  
Jesus, my Lord, (echo) I'll remember Him. (echo)

---

**Look in Luke with Me** (See page six of lesson one.)

④ **A Follower I Will Be:** (tune: "Farmer in the Dell")

A follower I will be; a follower I will be.  
Hi, Ho, Away I go! A follower I will be.  
A follower will obey; a follower will obey.  
Hi, Ho, Away we go! A follower will obey.  
A follower loves his neighbor; a follower loves his neighbor.  
Hi, Ho, Away I go. A follower loves his neighbor.

**I Will Follow Jesus** (tune: "I'm in the Lord's Army")

I will follow Jesus no matter what, Jesus no matter what, Jesus no matter what!  
I will follow Jesus no matter what, 'cause He's the holy King!  
He's the holy King! (Yes, sir!) He's the holy King! (Yes, sir!)  
I will follow Jesus no matter what, 'cause He's the holy King!

I will follow all that the Bible says, all that the Bible says, all that the Bible says!  
I will follow all that the Bible says 'cause it's the holy Word!  
It's the holy Word! (Yes, sir!) It's the holy Word! (Yes, sir!)  
I will follow all that the Bible says 'cause it's the holy Word!

---



**Took:**


**Love God and Neighbor Center: (BLUK22ECGF3 & BLUK22ECGF4)** Supplies: GF3 heart, GF4 crown, GF4 person, glue, colors. Let the children decorate their hearts, crowns, and persons with colors and sequins. Then glue the crown and the person onto their big heart. While they are decorating, tell them that the crown stands for Jesus the Holy King and the person is like our neighbor. Repeat the memory verse Luke 10:27. Sing the "Love Your Neighbor" song as you are making the craft. Tell the children that this heart will be a good reminder that we are to love God and love our neighbor.

**Follow the Leader:** Have all the children grab onto a piece of rope so that they are lined up behind the teacher. Take the children on an "adventure walk" around the church grounds, telling all the children to be sure to hang on to the rope and to walk exactly the way that you do. Have fun by walking with little steps, big steps, jumping, skipping, running, and walking sideways. When you have finished your walk, tell the children that Jesus asked people to follow Him. Sing "The Disciple Song" together. Jesus wants us to be followers, too.

④ **Aim Question Review:** Review pictures and Aim Questions with a "Hot Potato" game. Pass a bean bag that is the pretend hot potato from child to child as fast as possible without letting it touch the


floor. When the music stops, the child holding the bag gets to answer the next question or tell what is happening in the picture that was used in the Bible Adventure review this week.


- ④ **Neighbors and Followers Game:** Let the children draw a paper out of a bag that says either “neighbor” or “follower” on it. The neighbors stand along one side of the room and the followers on the other. Talk about how part of loving your neighbor is getting to know him, helping him, and telling him about Jesus. Each follower gets to go find a neighbor and take him by the hand along the foot path on the floor. At the first station (guided by a teacher), the followers get to know their neighbor by asking questions like “How many pets do you have, brothers or sisters, where do you live?” At the second station they draw a picture that shows a way they can help their neighbor-- calling on the phone, writing a letter, going to the grocery store, helping clean house, or washing dishes. At the end of the path is a Bible. The follower can share with his neighbor about who Jesus is and how He died for our sins. Teachers will need to guide at each station.



**Let's Look at Luke  
Book Center  
Pictures**


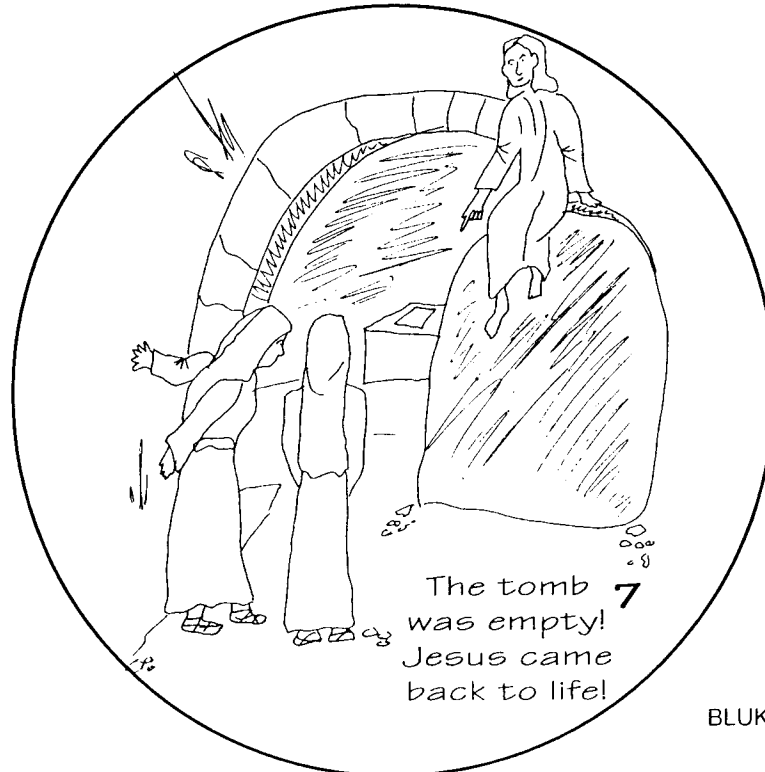
Cut out the  
story circles  
and glue them  
to the pages  
in the children's  
"Look in Luke"  
books.






**Let's Look at Luke  
Book Center  
Pictures**

Cut out the story circles and glue them to the pages in the children's "Look in Luke" books.





*Love God*

*Love your neighbor*

# *Love God and Neighbor Center*

*Love God*


*Love God*

*Love God*

*Love God*

*Love God*

*Love God*



**Palm Branch  
Craft Center**

Cut out one palm tree per child  
from green construction paper.  
Fringe the edges of the leaves  
by snipping them with scissors.

