

October 19, 1997

Luke 8

Early Childhood

BLUK07EC

Be Careful How You Listen!

Materials I Need:

Memory Verse:

They left everything and followed Jesus. Luke 5:11

Aim Questions for 2's & 3's:

1. Did the disciples listen to Jesus' powerful words? *(Yes)*
2. What happened when Jesus and the disciples were in the boat? *(The wind rocked the boat.)*
3. Were the disciples afraid when the water was coming over the sides of the boat? *(Yes)*
4. What did Jesus say to the wind? *(Stop blowing; be still!)*
5. Why does Jesus have powerful words? *(He's the holy Son of God.)*
6. When you are afraid, can you remember that Jesus has powerful words? *(Yes)*

Aim Questions for 4's, 5's & K:

1. Why did people follow Jesus wherever He went? *(He healed people and preached powerful words.)*
2. What four kinds of soils did Jesus tell about in the parable story? *(Hard path, rocky, thorny, and good soils)*
3. How did Jesus use those soils to describe how people listen to God's Word? *(Some people hear Jesus' words and forget them. Some people like to hear but forget them when hard times come. Some people like to hear but forget them when they think too much about spending money. Some people hear God's words and keep trying to obey them.)*
4. What will we do if we have listened carefully to Jesus' words? *(We will obey them. We will be kind like Jesus and share with people like Jesus.)*
5. If you have listened carefully to Jesus' words, then what should you do with them? *(Obey them and tell them to others so they can know Jesus and obey Him, too.)*

Key for symbols:



This box symbol represents ideas that can be used for two-year-olds through kindergarten. Please remember to slow down the pace for two-year-olds and keep the pace moving for five-year-olds.



This symbol represents ideas that are best used for two- and three-year-olds.



This symbol represents ideas that are best used for four-year-olds through kindergarten.



Hook:



Luke Review Center: Using pictures from several of the last week's lessons, scatter them on the floor in the middle of the circle. Ask a child to pick one and tell what was happening in the picture. Help the child arrange the pictures in order. If you have invited a farmer or guest (Guest Speaker idea from later in Hook section), this could be a way of the children telling the guest what they have learned. Add to the pictures either a "listening ear" or a "non-listening ear" shape, (ear shape with a slashed circle around it) depending upon whether the people were listening to Jesus or not listening.



Listening Activity: Using the sound effects CDs or a tape you have made of different sounds around the house, ask the children to try to guess what they are hearing. Talk about listening carefully and what that means. For the young children, include the sounds of wind and water. For the older children, include animal sounds that would be heard by a farmer.

- ② **Boat Center:** Bring bins or large pans of water for the children to play in with boats. Request the boat bin from the Children's Department. Let the children blow the water to make waves. See what happens when the waves get too high. Water gets in the boat and it turns over. In today's Bible Adventure, we will hear about a boat that almost tipped over. Sing the "Jumped in the Boat" song from the Song section.
- ② **"Boat in a Storm" Water Activity:** This is a cool outdoor game for a hot day. Fill a small wading pool with water. Give each child a plastic spoon. Drop a Ping-Pong ball in the middle of the pool. Pretend that the ball is a boat in a storm that needs to get to shore. On "go," have all the children try to get the ball to the opposite side of the pool from where they are by making waves with their spoons. When the teacher says, "Be still," the children stop what they are doing and let the waves calm down. Then the children say, "Jesus really is the holy Son of God!" In today's Bible Adventure, we will hear about a boat in a storm. Some rules for play: Children may not touch the ball or other children with their spoons. They also may not intentionally splash other children. Don't encourage the children to play this game to win--just to have fun!
- ② **Transition to Bible Adventure Activity:** Create a boat shape with masking tape on the floor. Make sure the boat is big enough for all the children to fit inside. One by one, call the children to leave their play areas and come aboard your boat. Use this song to call the children, to the tune of "London Bridge."
(Child's name), (Child's name), leave your play.
Come aboard right away.
On our boat we'll cross the sea.
Come along and sail with me.
You may need to repeat the song to get a child's attention. As children join you in the boat, tell them you're glad they've joined you. Have the children in the boat sing the rhyme with you to call the next child until everyone comes aboard.
- ④ **Whisper a Message:** With children sitting in a circle, whisper a message to the child on each side of you. Point out the children who are sitting half way around the circle from you. They get to report what the message was that was whispered. Talk about listening very carefully, looking right at the person speaking and trying to say exactly what they say. That is the way we should listen carefully to anyone who is speaking to us. We should listen the most carefully to the Bible lessons because through them God speaks to us.
- ④ **Guest Speaker:** Invite a farmer to come to the class and talk about farming. He could talk about farming methods today and long ago. Ask him to bring pictures or samples and tell about the changes that he looks for in the plants as they grow.
- ④ **Feeling Soils:** Place rocks and different soils in shoe boxes for the children to feel with their fingers. Try to plant seeds in the hard soil. Talk about the good dirt. Show pictures of how the roots go down and get vitamins from the soil. With water and sunshine, the seeds grow into plants. Let the children plant seeds today. Choose seeds that are easy and fun to grow. Marigolds, sunflowers, radishes, cucumbers, and bush beans are just a few examples. Many common vegetables and seeds will sprout if given a chance. Recycle some kitchen containers as planters. Milk cartons and small cans are fun to decorate and reuse as flower pots. Another option is to show the children how a seed can spring up quickly, but will die if not planted in good soil by sprinkling grass seed or bird seed on a moist sponge. Keep the sponge moist. These seeds will grow very quickly. They will not make more seeds unless they are planted in the ground.
- ④ **Grain Center:** Bring stalks of grain or bags of different kinds of grains. Let the children get the wheat seeds from the stalk. Try counting a hundred seeds of one kind of grain. Begin by dividing the seeds into groups of ten. Explain to the children that a good crop will produce a hundred seeds from one seed. In today's Bible Adventure, we will hear a story Jesus told about seeds and dirt.



Book:

Presentation Ideas -

- ❑ Use the Betty Lukens' flannel graph pieces as you tell the Bible Adventure. Be sure and request them from the Children's Department and look them over ahead of time to see what pictures are available.
- ② If you have decorated your classroom by painting water and land scenes on it, tape a boat on the water scene.
- ② Put a boat into a pan of water as you tell the story.
- ② Put masking tape on the floor in the shape of a boat. Make a large area and ask the children to sit inside the "boat."
- ② Ask the children to blow with their mouths to make a wind sound during that part of the story.
- ② Use the **BLUK07ECGF1 & BLUK07ECGF2** pictures as you tell the Bible Adventure.
- ④ Bring plants at various stages of growth, including the last stage--fruit-bearing or flower-producing.
- ④ Use the **BLUK07ECGF1 & BLUK07ECGF3** pictures as you tell the Bible Adventure.
- ④ Use the **BLUK07ECGF6** pictures with the four ears to show the responses to God's Word "seeds." Lift up one ear and there is a bird eating the seed. Lift up another ear and there is a worried face. Lift up another ear and there is someone having a good time. Lift up another ear and someone is sharing their shirt.

Bible Adventure for 2's & 3's -

(Show a picture of Jesus healing someone.) Jesus' words had great power. When Jesus spoke, things happened, just like that! *(Snap your finger!)* When Jesus spoke, blind people *(Close your eyes.)* could see. *(Open your eyes.)* When Jesus spoke, lame people could walk. *(Let your fingers "walk.")* When Jesus spoke, sick people got well. *(Look like you are sick and then well.)* Jesus has powerful words because He is the holy Son of God. *(Review the Luke 1:35 memory verse as you show one of BLUK02ECGF Bible Adventure pictures.)*

(Show the GF1 picture.) People kept coming to Jesus, listening to His powerful words. Jesus talked about the kingdom of God and what His kingdom is like. In God's kingdom, people are kind, even to people who hurt them. In God's kingdom, people share their shirts if they have two and someone else has none.

The disciples loved listening to Jesus' words. They were hearing new things every day. One day, Jesus wanted the disciples to learn a new thing about His words and His power. Jesus took the disciples in a boat out on the Sea of Galilee.

(Show the GF2 picture.) Jesus was very tired and went to sleep in the bottom of the boat. The boat was gently rocking, back and forth, back and forth. *(Encourage the children to gently sway back and forth.)*

Before long, the wind started blowing. *(Blow with your mouth. Ask the children to blow with their mouths.)* The wind was rocking the boat back and forth. *(Demonstrate with a boat.)* The wind blew stronger and harder until the disciples were getting afraid. The water started splashing in the boat and the disciples couldn't keep the water out. The boat was beginning to sink! Oh, no! Would they all fall in the water and drown? Could Jesus do anything to help?

The disciples woke Jesus up from His sleep and said, "The boat is tipping over and we're going to fall in the water!"

Jesus got up from His sleep and used His powerful words to say, "Wind, stop blowing!" *(Snap your finger.)* Just like that, the wind stopped blowing! *(Stop the boat from tipping.)* The water smoothed out and the boat stopped rocking back and forth.

The disciples had never seen anything like this! They said to each other, "Who is this person who speaks to the wind and the water and they obey Him?"

(Speak softly and slowly as you look around at each child.) Do you know who Jesus is? Jesus is the holy Son of God. That's why the wind and water obey Jesus. Jesus created the water in the first place *(John 1:1-3; 10)* and then He calmed the water by speaking powerful words.

Do you believe Jesus can stop the wind blowing? Do you like to hear Jesus' words in the Bible? Jesus' words are powerful when we obey them. Do you want to obey them? I want to obey them.

Prayer: Dear God, thank You for Jesus and His powerful words. Thank You for writing them in the Bible so we can listen to them, too. Help me obey and listen carefully to every word. In Jesus' name I pray, amen.

Bible Adventure for 4's, 5's & K -

(Show the review picture of the angel Gabriel.) What was Gabriel's message about the baby Jesus? *(Repeat the Luke 1:35 memory verse.)*

When Jesus grew up and His disciples left everything to follow Him, why did they listen to every word He said? *(Jesus' words were very important because He is the Holy One from God. Say the Luke 5:11 memory verse as you hold up the GF1 picture of the disciples with Jesus.)*

Jesus' words had great power. When Jesus spoke, things happened, just like that! *(Snap your finger!)* People came to Jesus and said, "Just say the word, Jesus, and we will be healed." Sick people got well every time Jesus said the words, "Be healed."

Close your eyes with me and imagine something in your mind. Imagine you hear lots and lots of people walking. You can hear their sandals flip-flopping against a dirty, dusty road. They have traveled long and hard to come to this special place. They are tired and their feet are sore but there is joy in their hearts. You can hear people talking, talking, laughing, whispering and talking some more.

Now imagine that it gets very, very quiet and you can't hear a thing except one person talking. All those noisy people have sat down on a grassy hill and are listening very carefully to the speaker.

Now open your eyes, because these pretend people also had their eyes looking right at the speaker. Who do you think was the speaker to whom they carefully listened? Yes, you are right. It was Jesus.

The people who were listening to Jesus wanted to hear more about God's kingdom and they wanted to get well. Jesus wanted them to know that hearing His words was not enough in God's kingdom. Obeying His words was as important as hearing them. This is the parable story that He told the people to teach them about listening carefully and obeying.

Jesus said, "A farmer went out to plant seeds." In Jesus' day, a farmer planted the seeds by throwing them out with his hand. *(Demonstrate. Show the GF3 picture.)* "Some of the seeds fell on the hard soil path where people walked. The birds swooped down and ate the seeds off the path. The seeds did not get into the soft dirt and grow into plants."

Jesus said, "Some of the seeds fell on the ground that had rocks in it. The seeds went into the shallow dirt a little ways and started to grow, but there were too many rocks and the seeds couldn't grow." When the roots don't go deep, they don't get enough vitamins. The plants in the rocky soil died without making more seeds.

Jesus said, "Some of the seeds which the farmer scattered fell in dirt that had weeds and thorns growing in it. The seeds began to grow but the weeds were too tall and took all the vitamins and sunshine away from the tiny plants." Without vitamins and light and water, plants die. The seeds in the weedy soil died.

Jesus said, "The last seeds fell on good, soft dirt. The seeds nestled in and began to grow. The roots of the grain plants went down, down, down so that the grain stalks could grow up, up, up. The plants got plenty of vitamins from the ground and plenty of sunshine and rain. The plants grew tall and produced a good crop."

Jesus said to the people, "If you have ears, hear the parable."

The disciples were there with the people listening very carefully. They were confused. They said to Jesus, "We don't understand what you are telling us with the parable story about the seeds and the soils. We have ears to hear, but we want to know the meaning of Your words. Will you explain it to us, please?"

Lovingly, Jesus said, "The seed is the Word of God. It is the Good News Gospel. It is what I am telling people wherever I go. It is what John the Baptist was telling people out in the desert." It is the same message that you and I can share with people. When we tell people about Jesus, we are planting the Good News Gospel seeds. The soils represented the different people who hear the Gospel.

Jesus went on to say, "When I preached in Nazareth, the people didn't have listening ears. The people there didn't want to believe in Me. Their hearts were hard like the hard path and they said, "Jesus is not the Holy One from God. He is Mary and Joseph's son." The people heard Jesus' words with their ears, but they didn't really listen and obey. They didn't believe in Him.

Jesus continued, "Sometimes when I tell the Good News Gospel about the kingdom of God, people hear My words and are glad. They say, 'We like to hear about God's kingdom.' But before long, when someone is mean to them or something sad happens, they forget about God's kindness. They forget about sharing. They are too busy thinking about how sad or hurt they are." These people are like the rocky soil. They get excited when they hear about Jesus but they soon forget Him. They listen for awhile but don't keep listening or obeying.

Jesus said, "When I preach the Good News Gospel, some people hear the words and are glad. They are like the weedy soil because pretty soon they forget, too. They get worried about how they will make enough money to go on vacation or buy new clothes. They would rather play and collect toys than listen to Jesus. They are just interested in bikes, TV, clothes, toys and other fun things. They forget about God's Word, His kindness and His sharing. They hear with their ears but God's Word doesn't make a difference in how they treat people. They are like the weedy soil. They hear Jesus' words but don't listen and obey.

"The good soil people," Jesus said, "are the people who hear My words, leave everything and follow Me. These people keep remembering about God's kindness. They don't forget to share with those who have a need. God's Word goes deep into their hearts and makes them different. They tell others about Jesus and pretty soon, instead of one person believing that Jesus is the Holy One, there are two, then three, then ten. After awhile, there are ten, twenty and a hundred people. These are the people who have ears to hear and hearts to obey." These are the good soil people and the seed grows and grows. These people listen carefully and obey.

Which of the soils do you want to be? Do you want to listen to the seeds of God's Words in the Bible? (*Point to the various soils on the GF6 picture as you talk about our own response to God's Word.*)

Hard-hearted people don't want to listen to the Bible when it says to believe in Jesus, God's own Son. They have ears to hear, but they close them and think about other things.

Rocky hearted people listen to Bible words but go home and forget what they heard.

Thorny hearted people let things like having fun get in the way of learning about God and growing up to be like Jesus.

Good soil people listen carefully to the words in the Bible and receive them into their hearts. If we are good soil people, we will obey the words and put them into action. We will act like Jesus did. We will be kind toward others. We will treat others the way we want to be treated. We will know how to act when someone hurts our feelings. We will know how to act when others are mean. We will act like Jesus because we are filled up with Jesus and sharing the Good News Gospel with our friends.

The disciples thought about what Jesus said to them that day. They had ears to hear. They also had many opportunities to obey Jesus' words. We will hear more about their adventures and if they obey or not next week (or at our table time later today).

Prayer: Dear God, thank You for Jesus and His powerful words. Thank You for sending the Holy One so we can live in God's right ways. Help me want to listen to Jesus' words in the Bible. Amen.



Look:

Prophet Review Center: Bring a big shoebox of dirt and set it in front of you. Ask the Children's Department for pictures of prophets from last year's Old Testament study. Tape the pictures on craft sticks. One prophet at a time, show the three, four, and five-year-old children the pictures of the prophets. Ask the children if they remember the name of the prophet. Let them say the prophet's name after you. Ask, "What did Daniel (or other prophet) say?" Have the children repeat for each prophet, "I want to hear and do God's Word like the good seed." When you have finished a prophet, plant the stick in the good soil. All the prophets heard God's Word and grew like a good seed grows. At the end, hold up a hand mirror for each child to look at himself. Let the child say his name and say, "I want to hear and do God's Word like the good seed." You can tape the children's name tags with their pictures to a craft stick and put them in the soil, too, if you want to make new name tags next week.

Ears to Hear God's Word Center: (BLUK07ECGF5 & BLUK07ECGF6) Make four ears that lift up to show what the people are doing with God's Word. They all hear that Jesus is the holy Son of God, but in one ear, there is no desire to hear. In the second ear, there is a picture of a hard situation that makes the person forget. In the third ear, there are fun things he would rather do. In the fourth, there is faith that leads to obedience. The person might be sharing with someone who has nothing.

- Memory Verse Review:** Each child takes his turn reciting the verse as he puts on the “growing flower” costume (a green T-shirt and flower hat!). Talk about how the children are learning Jesus’ words and growing strong in Him. After that comes obeying His words!
- Finger Puppets: (BLUK07ECGF7)** Color the puppet figure and staple or tape together. Put the child’s name on his puppet. Pretend with the puppets that they are loving Jesus, knowing Jesus and obeying Jesus because His words are growing in them. See if each puppet can tell a little of today’s Bible Adventure. The children could also review former Bible Adventures from looking at pictures.
- Matching Game: (BLUK07ECGF12)** On a piece of poster board, draw nine circles, some with ears in them and some with Bibles. Make construction paper circles a little larger and tape in place at the top to cover each of the nine circles. Children take turns trying to match an ear with a Bible. When they do they are the winner and another child takes his turn. God gave us ears to hear His Word!

- ② **Boat in the Storm Coloring Page: (BLUK07ECGF2)** As the children color their page, review the Bible Adventure Aim Questions. The children can make dark clouds on the top of the page by pressing a cotton ball onto an ink pad and blotting it on the picture. The children can make sounds with their mouths of wind blowing. Glue white cotton balls in the sky on the bottom picture. Draw a sun to show that the dark clouds went away when Jesus spoke. The children can sing the song “I Will Trust.”
- ② **Jesus Calms the Sea Activity:** Have the children stand in a circle with plenty of room between them. Say, “Today we’ll pretend to be a stormy sea. Listen closely and follow my actions. The sea was calm at first.” (*Stand with your arms out to your sides.*) “Gentle waves rocked the boat that Jesus and the disciples were sailing in.” (*Sway back and forth like gentle waves.*) “Then a storm blew in, and the waves got bigger.” (*Sway faster, and wave your arms in a hula fashion.*) The waves got bigger and stronger--the sea was splashing wildly!” (*Sway even faster, and wave your arms in a bigger pattern.*) “Then Jesus said, “Be still!” (*Drop to the floor.*) “And the stormy sea was silent!” (*Put your finger to your lips.*) “Jesus has powerful words because He is the holy Son of God.” Play again and see how quickly your stormy sea can be silenced. Keep reinforcing the idea that Jesus’ words are powerful. When Jesus spoke, the wind stopped blowing (*Snap your fingers!*) just like that!
- ② **Stormy Sea Game:** Children will love turning the room into a wild, stormy sea in this game. Before this activity, inflate and tie off at least one balloon per child. Give each child a balloon and say, “Let’s make the stormy sea that Jesus calmed. When I say ‘Storm!’ toss your balloons up in the air and bop them around. We’ll turn our room into a wild, stormy sea! Then I’ll call out, ‘Be still!’ That’s what Jesus said to make the storm stop. When I say, ‘Be still,’ grab your balloons and sit down quickly and quietly.” As you play this game, encourage the children to bop their balloons upward, rather than toward others. Explain that you want to make tall waves. If any of the balloons pop, toss a new one into the “storm” so that each child has a balloon to snatch when it’s time to sit down.
- ④ **Seeds and Soils Coloring Center: (BLUK07ECGF3)** The children can color their page and glue or tape seeds, tiny rocks, and weeds in the appropriate spots. Use heart confetti to glue on the good soil. God plants His Word in our hearts and we want to obey it so it can grow. Let the children review the Aim Questions as they work.
- ④ **Pebble Pictures: (BLUK07ECGF13)** On a nice day, allow each child to go outside and collect small rocks or pebbles. Use them to make pebble pictures of things or people in today’s story. Pebbles may be arranged on cardboard and glued down or just on a piece of colored paper without the glue. Option: Use beans instead of pebbles to make pictures. Let the children use the pebbles or beans to make a farmer, his donkey and his wagon.
- ④ **Bean Bag Toss: (BLUK07ECGF8)** Enlarge the pictures that represent the four soils. Have the children take turns throwing the beanbag, trying to hit the “good soil” heart. Whichever heart the bag lands on, the child must tell whether it is a good or poor soil and why.
- ④ **Seed Wheel Activity Center: (BLUK07ECGF9)** Bring enough seeds for each child in the class to glue or tape at least one of each kind of seed on the seed wheel. Give each child a seed wheel and let them find and tape the appropriate seed(s) in the right spot. Talk about how many seeds come

from one watermelon seed. Talk about how God plants His Word in our hearts when we listen to the Bible. We want it to grow and grow so that we can tell others about Jesus.

- ④ **Plant a Garden Game:** Choose one child to be the “farmer.” Everyone else is a “seed.” Have all the seeds huddle together in a tight group. One by one the farmer takes each seed by the hand and leads it to a separate spot in the room. As the farmer delivers each seed, he or she gently taps the seed on the head to plant it, and the seed crouches on the floor. When the “garden” has been planted, the farmer hurries from one seed to the next, pretending to pour water on each one. As each seed is watered, it jumps up and waves its arms like a plant swaying in the breeze. The plants keep swaying in the breeze until the last seed is watered. The last seed to “sprout” becomes the new farmer for another round of play. Let the children continue playing until everyone has been the farmer. Talk about wanting to let God’s Good News Gospel “seed” grow in our hearts. How do we grow? We read the Bible and pray every day. Sing the song “Read Your Bible, Pray Every Day.”
- ④ **Sowing Seeds Game: (BLUK07ECGF9)** Play the game as instructed on the GF10 page.

Songs:

② **Stormy Sea** (Tune: "Row, Row, Row Your Boat")

Row, row, row your boat (Row with both hands.)
On the stormy sea. (Sway back and forth.)
The wind is blowing very hard. (Sway and wave arms in the air.)
And waves wash over me. (Hide under arms.)

Jesus stands up very tall (Stand up.)
And calls out, "Peace. Be still!" (Put finger over lips.)
The wind and waves obey His voice. (Extend hand in a stop motion.)
The storm obeys His will. (Fall to ground.)

② **Jumped in the Boat** (Tune: "Jumped in the Boat and the Boat Tipped Over")

Jumped in the boat and went out sailing.
Jumped in the boat and went out sailing.
Jumped in the boat and went out sailing.
Jesus went to sleep.

(Second Verse)

Wind came up and the waves went higher.
Wind came up and the waves went higher.
Wind came up and the waves went higher.
Jesus stayed asleep.

(Third Verse)

We got scared and called to Jesus,
We got scared and called to Jesus,
We got scared and called to Jesus,
"Help us, Jesus, please!"

(Fourth Verse)

Jesus spoke and the wind stopped blowing.
Jesus spoke and the wind stopped blowing.
Jesus spoke and the wind stopped blowing.
He's the Son of God.

② **I Will Trust**

I will trust; I will trust.
I will trust and not be afraid.
I will trust; I will trust.
I will trust and not be afraid.

② **Do You Know Who Jesus Is?** (See the Look section of Lesson #2.)

④ **Read Your Bible, Pray Every Day**

Read your Bible, pray every day, pray every day, pray every day. (Crouch down like a seed in the ground.)
Read your Bible, pray every day, and you'll grow, grow, grow, (Begin growing by slowly getting taller.)
And you'll grow, grow, grow, And you'll grow, grow, grow. (Keep growing by slowly getting taller.)
Read your Bible, pray every day, and you'll grow, grow, grow. (Spread your hands high over your head.)
(Second Verse: Reverse the process.)

Don't read your Bible, don't ever pray, don't ever pray, don't ever pray.
Don't read your Bible, don't ever pray, and you'll shrink, shrink, shrink,
And you'll shrink, shrink, shrink, And you'll shrink, shrink, shrink.
Don't read your Bible, don't ever pray, and you'll shrink, shrink, shrink.

④ **There was a Farmer** (Tune: B-I-N-G-O)

There was a farmer had some seed (Hold out your hand with palm cupped.)
It was the Good News Gospel.
GOS-PEL, GOS-PEL, GOS-PEL! (Fling out your arm as though scattering seed.)
It was the Good News Gospel. (Make a Bible with your hands by holding them together, straight up.)




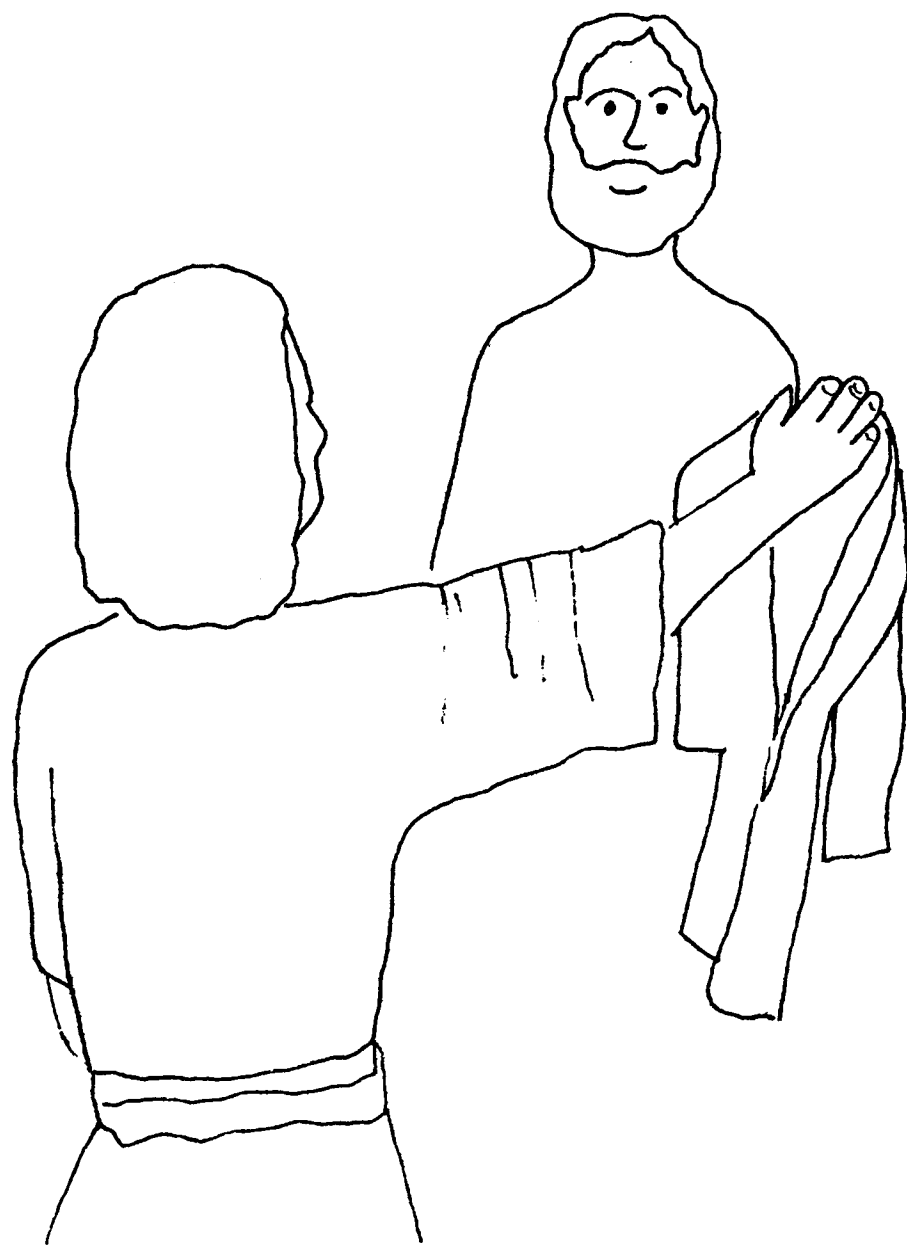
Took:

- Ears to Hear Mask Center: (BLUK07ECGF4)** Let the children each color the picture of the man with the funny ears. They may want to glue pieces of yarn on for hair or glue bits of construction paper for a colorful tie. Talk with the children about what makes this man look funny. He has big ears! "What might big ears be good for? They're great for hearing--hearing God's Word. We don't have big ears like that, but we still want to listen very carefully to the Good News of God's Word and do what it says. God is happy when we listen and do what he tells us to do in His Word." Tape a heart on his shirt to remind the children to obey from the heart as well as hear God's Word. Make a mask by cutting out the face, punching a hole in each ear, reinforcing the holes, and tying yarn through the holes. Let the child put on his mask, look in a mirror, say his name and say, "I want to hear and do God's Word like the good seed."
- Growing Up With Jesus:** Make a growth chart on a large piece of butcher paper attached to the wall. Draw the ruler on a stem of a flower or a "heart flower" with a picture of Jesus in it. As you measure each child, talk about how they can grow strong in their hearts for Jesus. Pray for each child by name to grow up with Jesus in their hearts and obeying His words.
- Easy Finger Paint Center:** Mix one package of Kool-aid, any flavor, with one small container of plain yogurt. The children can then use this "paint" to make pictures on pieces of waxed paper, foil, trays or cookie sheets. Let the children draw things with their fingers. They can draw a Bible, from which we hear about the holy Son of God. They can draw an ear with which we listen carefully to God's Word. The younger children can draw a boat and the older children can make a path, rocks, weeds and good soil. Review the memory verse as the children are "painting" their pictures. (This is also fun to use as a bathtub paint. The children can paint on themselves or on the bathroom walls, if they are ceramic. Clean up is easy and the kids come out of the tub silky smooth.)
- Luke Story Review Circles: (BLUK07ECGF10 & BLUK07ECGF11)** Continue using the circles as you have been throughout the Luke study. For older preschoolers, you could glue the GF13 picture circle on an enlarged picture of a bird. For younger preschoolers, glue the GF12 picture circle on a boat. See the Luke Review Methods for review ideas.
- ④ **Reinforcement Stories:** Jesus tested the disciples. Listen to what happened to the disciples and tell me if they were the "good soil" people who listened and obeyed Jesus' words. Story #1: Share the two- and three-year-old Bible Adventure about Jesus sleeping on the boat during the storm. Ask the children the following questions: What did the disciples do when they were afraid? (*They went to Jesus for help.*) Did they believe Jesus is the Holy One? (*They were learning who Jesus was.*) What kind of "soil" do you think the disciples' hearts were like? (*Good soil, except for one.*) Story #2: Tell the children about Jairus and his daughter. "A man named Jairus went looking for Jesus one day and when he found Him, he fell at His feet. 'Help me, please. Help! My only daughter is dying,' he said. Jesus continued to walk towards Jairus' house, healing people along the way. Suddenly a man ran up to Jairus and told him that his daughter was dead and not to bother Jesus. Jesus heard this and said, 'Don't be afraid. Just believe and she will be healed.' Jesus took Jairus and his wife plus Peter, John and James with him. They went into the house. Jesus took the girl by her hand and said, 'Get up!' She stood up! She was alive again! Her parents were truly amazed. Jesus' words had helped the girl live. Jesus' words are powerful." Ask the children the following questions: Did Jairus listen to Jesus and believe in Him? (Yes) Which kind of "soil" do you think represented Jairus' and his wife's hearts? (*Good soil*) Can you think of other people that we have talked about that were "good soil" people who listened and obeyed God's Word, the seed, and let it grow? How about the four guys who took their friend who couldn't walk to see Jesus and be healed by Him?
- ④ **Scattering Seeds Review:** For the memory verse review, show the review picture of the farmer scattering the seeds. Then scatter your own heart "seeds" around and over the kids each time they say the memory verse. You may want to have a vacuum cleaner handy or do this activity outside. Write the words "God's Seeds--Plant with love and care!" on a 9" x 6" manila envelope and fill it with tiny cut out hearts. Request these items from the Children's Department. Explain to the children that the Word of God is like the seed. When we hear God's word, and live it, we are like the good


soil where the seed can grow and bloom. (Luke 8:4-15) Let the children take home a little envelope with good dirt and heart "seeds" to remind them of the Bible Adventure.

Jesus taught His disciples about the kingdom of God.


In God's kingdom, people share with those who have none.



BLUK07ECGF1




The disciples were afraid when the waves almost sank their boat.




Jesus spoke and His powerful words calmed the waves.

A farmer scattered seeds.







Some seeds fell on the hard path.
Some seeds fell on rocky dirt.
Some seeds fell on weedy dirt.
Some seeds fell on good dirt.
The good soil grew many new seeds.
The good seed is like God's Word.
We want our hearts to be "good soil"
so that God's word can grow.




I want big ears to listen to God's Word.



I want a big
heart, too.






Hard heart



Rocky heart:
Hard times come.



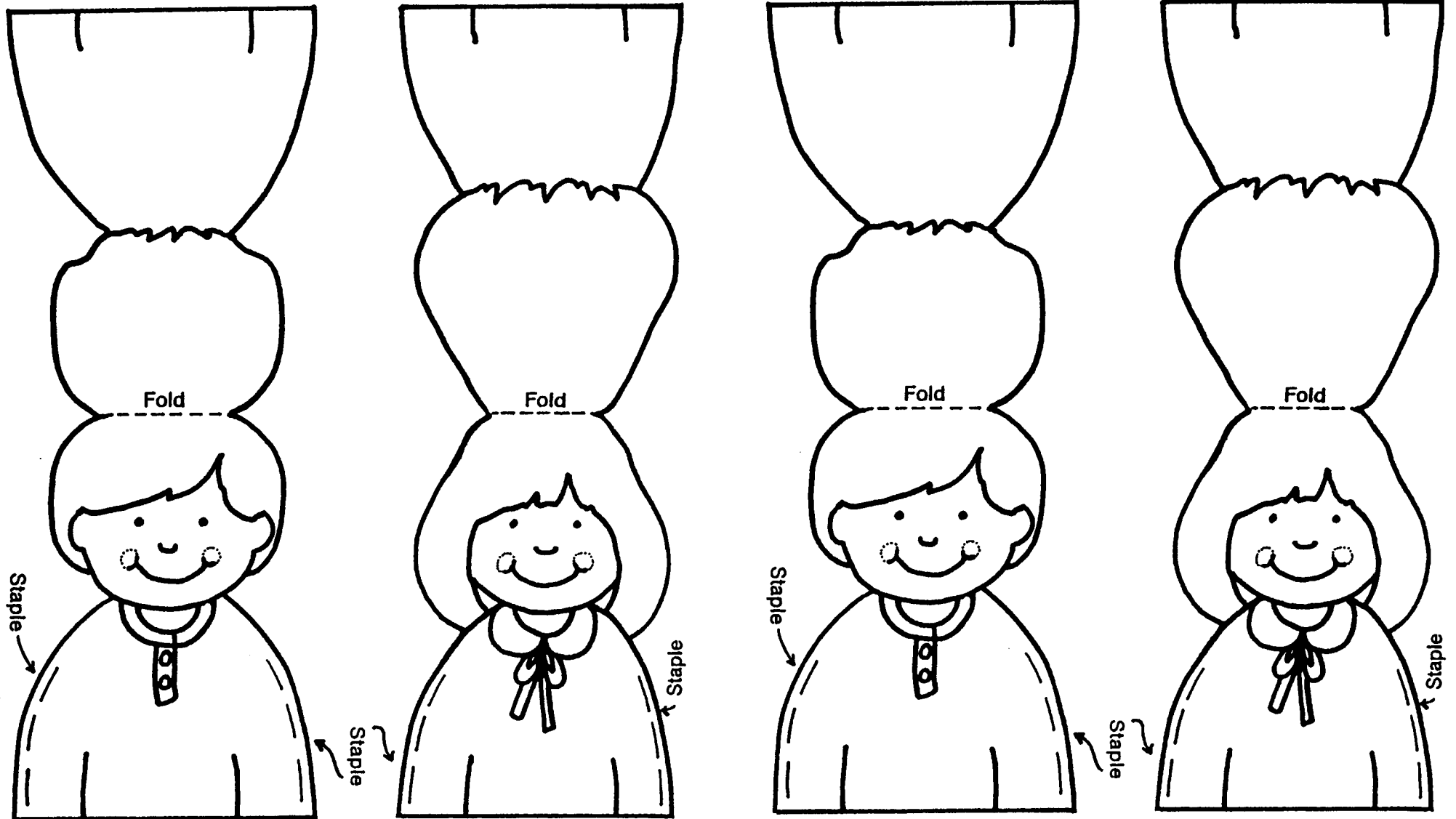
Weedy heart:
Fun! Fun! Fun!




"Love your neighbor" heart.

Finger Puppets


Duplicate the patterns and distribute to the children. Color, cut out along bold lines, and staple along edges.




The good soil represents the heart of someone who listens to God.




Dry Soil



Good Soil




Weedy Soil

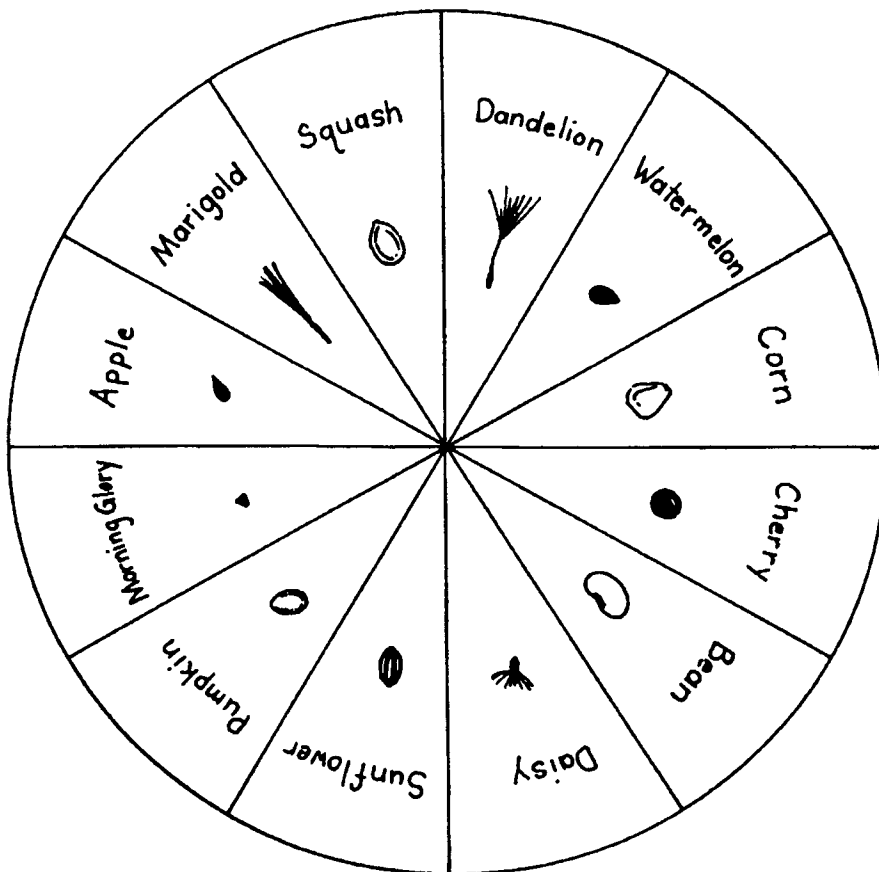


Rocky Soil

Sowing Seeds Game



Make a game spinner by cutting a 5x5-inch square from poster board or cardboard. Trim the corners to create an octagon. Draw lines from the center of the octagon to each corner to create eight sections. In each section, draw or write one of the following: a bird, rocks, weeds and the numbers 1,2,3,4, and 5. Insert a pencil through the center of the octagon to create a spinning top. Give each child ten cereal loops or raisins for "seeds." Place a bowl in the center of the group. Say, "Let's pretend this bowl is our garden. We'll take turns planting our pretend seeds." Let each child take a turn spinning the top. If the pencil lands on a number, he or she must "plant" that number of seeds in the garden. If the pencil lands on the bird, rocks or weeds, the child must take one seed from the garden and add it to his or her own pile of seeds. Have the children play for as long as they like or until all the seeds are planted.





Seed Wheel


Bring enough seeds for each person in the class to glue or tape at least one of each kind of seed on the seed wheel.

Give each child a seed wheel and let them find and tape the appropriate seed(s) in the right spot. Talk about how many seeds come from one watermelon seed.

STORY
CIRCLES
FOR LUKE
LESSON #7.
(2's & 3's)

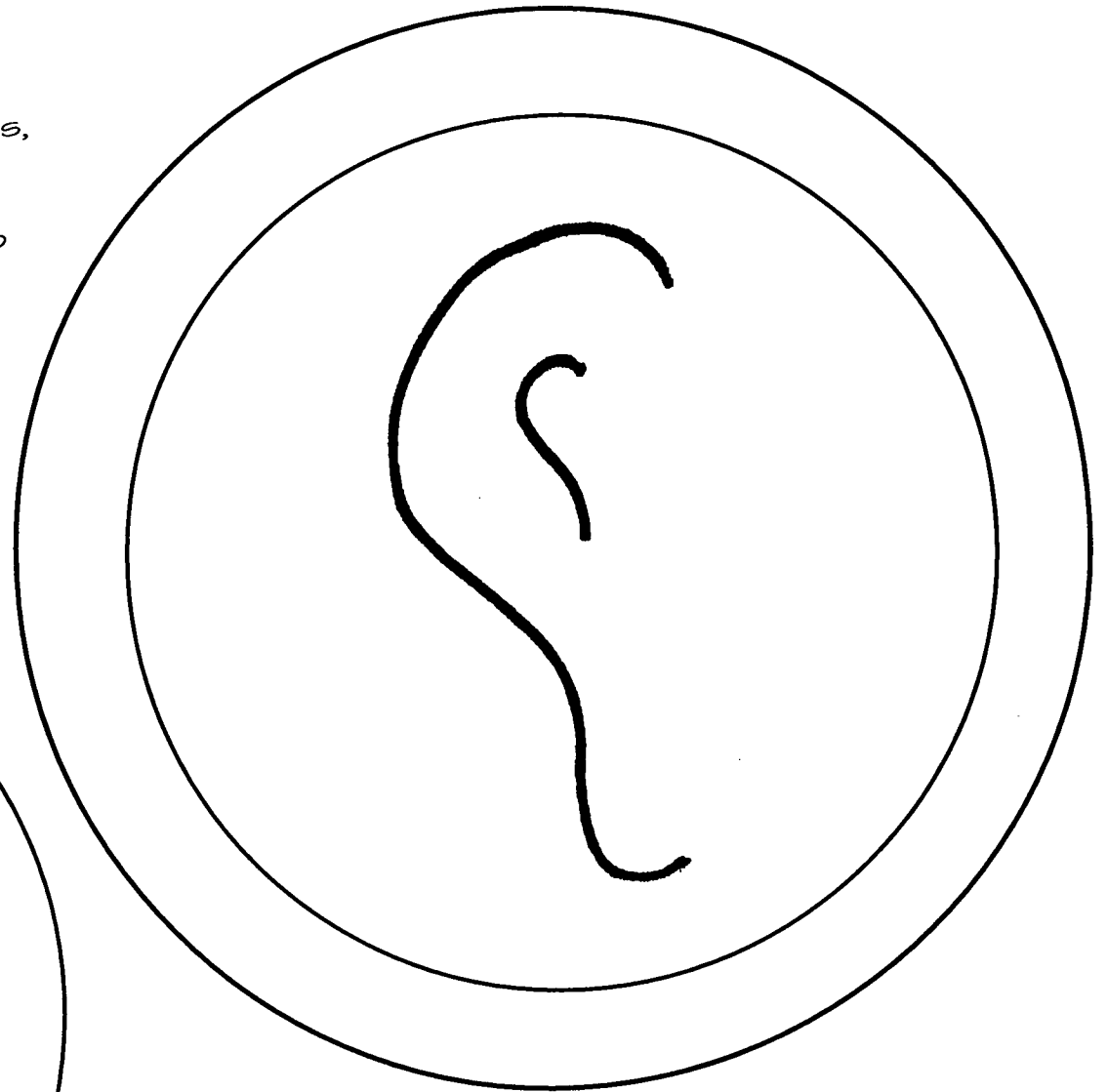



STORY
CIRCLES
FOR LUKE
LESSON #7.




MATCHING GAME

On a piece of poster board, draw nine circles, some with ears in them and some with Bibles. Make construction paper circles a little larger and tape in place at the top to cover each of the nine circles.



↑
Larger circle pattern for construction paper circle



Instructions: Together with the children, collect small rocks or pebbles. Use them to make pebble pictures of things or people in today's Bible Adventure. Pebbles may be arranged on cardboard and glued down. Optional: Use beans instead of pebbles to make pictures.

