

October 12, 1997

Luke 7

Early Childhood

BLUK06EC

Jesus Raised a Man from the Dead!

Materials I Need:

Memory Verse:

They left everything and followed Jesus. Luke 5:11

Aim Questions for 2's & 3's:

1. Did the disciples leave their jobs and follow Jesus wherever He went? *(Yes)*
2. Did Jesus speak powerful words? *(Yes)*
3. What happened when Jesus spoke the words, "Be healed!"? *(People got well.)*
4. Was the mother sad that her only son had died? *(Yes. She was crying.)*
5. What did Jesus say to the dead son? *("Young man, get up!")*
6. Is Jesus the Holy One from God? *(Yes)*

Aim Questions for 4's, 5's & K:

1. What is the name for the men who left their jobs and homes to follow Jesus? *(Disciples or apostles)*
2. What happened when Jesus spoke the words, "Be healed!"? *(The people got well.)*
3. Was the mother sad that her only son had died? *(Yes. She was crying.)*
4. What did Jesus say to the dead son? *("Young man, get up!")*
5. Whose words have power to raise people from the dead? *(Jesus' words)*
6. Did everyone believe that Jesus was the Holy One from God? *(No. The Pharisees did not want to listen to Jesus' words.)*
7. Do you believe that Jesus' words are powerful when you listen and obey? *(Yes)*

Key for symbols:



This box symbol represents ideas that can be used for two-year-olds through kindergarten. Please remember to slow down the pace for two-year-olds and keep the pace moving for five-year-olds.



This symbol represents ideas that are best used for two- and three-year-olds.



This symbol represents ideas that are best used for four-year-olds through kindergarten.




Hook:




Hidden Pictures: (BLUK06ECGF3 & BLUK06ECGF10) Find the objects listed under the picture of the children helping each other with First-Aid. (The pictures of the hidden objects are shown on the GF10 page. The older children may be able to find some of the objects without the pictures.) Talk about the things in the picture that happened to the children. Let the children tell about times when they have been sick or hurt. Say to the children, "You got well, didn't you? In the Bible Adventure today, you will hear about a sick person who didn't get well. I wonder what happened to him?"




Luke Beanbag Review Center: Review the last several weeks' Bible Adventures by placing the pictures on the floor. Give the children turns tossing a beanbag onto a picture and then letting them tell the class what is happening in the picture.

 **Memory Verse Review Game Center:** The children can sit in a circle on the floor. Choose one child to be “It.” This child sits in the middle of the circle with his eyes closed. Tap a child on the shoulder and have her say the verse while standing or sitting. “It” must try to guess who is saying the verse and if she is standing or sitting. If “It” guesses correctly, he gets to change places with the person who said the verse. The child remains “It” if he guesses wrong. A person can only be “It” two times in a row. Play the game until everyone has a chance to be “It.” Talk about listening carefully to know who is “It.” In the Bible Adventure today, we will hear about some people who listened to Jesus and some who didn’t. We will talk about what we should listen to really well.

 **Obey the Leader:** Choose one child to be the leader and lead the children in an exercise like hopping on one foot, rubbing their tummies, tip-toeing in place, reaching for the sky, etc. Let other children have a turn being leader. Talk about how important it is to obey or follow what the leader does. In the Bible Adventure today, we will find out why people should obey Jesus’ words.

 **Filling Up with God’s Words:** (Repeat this Hook activity from last week. As you do, talk about what the children are to be filled up with. Ask how many listened to Bible stories at home during the week.) Provide cornmeal, sand, macaroni, beans, buttons, pennies or water and containers of different sizes and shapes to be filled. Talk about filling something up to the top!

 **Musical Instruments:** Give instructions to the children for playing with musical instruments and beating out the rhythm of their names. Talk about how important it is to follow instructions. Take the instrument away from any child who is not following your instructions. They can join in quickly again, learning to follow instructions. Play and sing a happy song, pretending to dance and play. Then play a sad song, pretending to cry. In the Bible Adventure, we will hear about some sad music and people who were crying.

② **Family Center:** Bring dolls that have moveable legs and arms. Let the children play with them, as though the dolls were children. Talk about how much mothers and fathers love their sons and daughters. They are sad when their children get hurt. Help the children pretend that the dolls get sick and go to bed. “Sometimes people get very sick. We take their temperatures and rub their faces with a cool wash cloth. People can’t walk around when they’re in bed. Sometimes people can’t walk with their legs. Sometimes people can’t see with their eyes. When Jesus was alive, people brought their sick friends and relatives to Jesus because He could make them walk and see with their eyes.” Lay the dolls down, pretending they are sick and then stand them up, pretending they get well. Jesus said, “Be healed!” and the sick people got up and walked home. Encourage the children to say, “Be healed!” and then walk the doll around.


② **Blocks Center:** Let the children build different shaped boxes with the building blocks. Request the blocks bin from the Children’s Department to make sure they are available.


④ **Pound-a-Box Center:** Let older children make a coffin box by hammering real nails into wood. Of course, this center needs close supervision. Bring several hammers and lots of nails. In our Bible Adventure, some people had to build a box called a coffin.



Book:

Presentation Ideas -

 Use the **BLUK06ECGF1** and **BLUK06ECGF2** with the two- and three-year-old story. Include the **BLUK06ECGF11** picture with the four- and five-year-old story.

 When someone is sick, he doesn’t feel like singing happy songs or playing outside. Play and sing a sad song. When people died in Jesus’ day, people cried and listened to sad songs.

② Use the doll from the Hook time as you tell about Jesus healing people.

Bible Adventure for 2’s & 3’s -

(Show the review **BLUK03ECGF2** picture of John baptizing Jesus in the Jordan River.) What was John doing in the water? (John baptized people in the Jordan River.) John the Baptist had men who stayed with him in the desert, learning from him. These men were called disciples. Did Jesus have

disciples? (Yes. Jesus chose twelve disciples who were called apostles.) Jesus' disciples followed Him wherever He went. They listened to every word He said. Jesus' words were very important because He is the Holy One from God.

Jesus' words had great power. When Jesus spoke, things happened, just like that! (*Snap your finger.*) When Jesus spoke, blind people (*Close your eyes.*) could see. (*Open your eyes.*) When Jesus spoke, lame people could walk. (*Let your fingers "walk."*) When Jesus spoke, sick people got well. (*Look like you are sick and then well.*) One man said to Jesus, "Just say the word and my servant will be healed," and he was healed. Jesus said, "Be healed," and the servant was well. Just say the word, Jesus, and things happen.

(*Show the GF1 picture.*) One day, Jesus and His disciples were walking toward a town called Nain. A large crowd of people were following Jesus. Jesus looked and saw a funeral procession coming down the road. There was a coffin, a box, and in the big box was a person who was dead. Dead people can't move or talk. A dead person's body quits working and his mind quits thinking. Dead people were put in a box and then they were lowered into the ground. Usually people die when they are old, but this dead man was young. His mother was walking and crying beside the coffin because this was her only son, and now he was dead.

(*Show the GF2 picture.*) Jesus felt sad for the young man's mother. He knew He could help her. Jesus said to the mother, "Don't cry. I will help you."

Then Jesus touched the coffin and said to the dead man, "I say to you, get up!"

Immediately, the dead man sat up in the coffin and began to talk. Everyone looked at each other and said, "Only God can make a dead man come to life. This must be the Holy One from God. God has come to help us!" They all praised God for sending the Holy One.

"Just say the word, Jesus, and You can do anything."

Prayer: Dear God, thank You for Jesus and His powerful words. Thank You for keeping them in the Bible so we can listen to them, too. Help me obey and love them. In Jesus' name I pray, amen.

Bible Adventure for 4's, 5's & K -

(*Show a picture of Luke writing his letter.*) Luke is writing this book of Luke in the Bible. He is telling us what he found out about Jesus when Jesus lived on earth. Jesus had called His followers to leave their jobs and follow Him and be fishers of men. These twelve men were called disciples or apostles and they had a lot to learn from Jesus. They went where Jesus went, listening and learning and working with people.

Last week, Jesus was having a teaching session with his twelve disciples. Jesus' words were very important because He was the Holy One from God.

Who remembers what Jesus told his disciples this time? Yes, He said that God is kind and wants us to act that way, too.

What else did Jesus say about how we treat other people? Treat others the way you want them to treat you. Can you give me any examples of how you might have done that this week?

Last week, we learned that Jesus said to grow up in being filled up with God and His words in the Bible, remembering to obey them, too. Did any of you listen to a Bible story at home this week? That is exactly what Jesus said to do! Can you tell us what you read about? Did you obey what the Bible words said to do? That is the way we have good "fruit" from Jesus.

(*Show the review BLUK03ECGF2 picture of John baptizing Jesus in the Jordan River.*) What was John doing in the water? (*John baptized people in the Jordan River and told them about Jesus.*)

John was God's special messenger to prepare people for Jesus. He had followers that stayed with him in the desert, listening to him and learning all they could learn. They had questions, too.

One day, two of them went walking to find Jesus. They had a question they wanted to ask Him. When they found Jesus, they said, "Are you the Holy One from God or will He come later?"

Jesus said to John's messengers, "Tell John about the miracles God is doing through Me. Only God can do these things."

What were the miracles that Jesus was talking about? Let me tell you about a couple of them.

(*Show the GF11 picture.*) A Roman government official, a centurion, had a servant who was very sick. This important centurion knew about Jesus and sent some Jewish elders to see if Jesus could help. When they found Jesus, they told him that their master's servant was very sick and about to die. "Please come and heal him," they said.

Jesus started walking toward the centurion's house when some more men came running up to Him and said, "Our centurion master knows of Your great power. All You have to do is say the word and his servant will be healed."

Jesus knew that the centurion believed in Him and had faith in what He could do. Jesus said, “Be healed.”

The centurion’s servants returned home and what do you think they found? Yes, the servant was well.

Jesus’ words had great power. When Jesus spoke, things happened, just like that! (*Snap your finger.*) When Jesus spoke, blind people (*Close your eyes.*) could see. (*Open your eyes.*) When Jesus spoke, lame people could walk. (*Let your fingers “walk.”*) When Jesus spoke, sick people got well. (*Look like you are sick and then well.*) Jesus had God’s power to speak and heal people like the servant who was sick.

(*Show the GF1 picture.*) Another day, Jesus and His disciples were walking toward a town called Nain. A very large crowd of people was following Jesus. Jesus looked and saw a funeral procession coming down the road. Someone had died and they were moving the dead body in the coffin, or box, to a place where they could lower the box into the ground.

Remember that dead people can’t move or talk. A dead person’s body quits working and his mind quits thinking. Usually people die when they are old, but in our Luke story, the dead man was young.

Walking beside the coffin was the young man’s mother with eyes full of tears. She was crying because this was her only son and now he was dead. What would she do now? She was so sad.

(*Show the GF2 picture.*) Jesus saw the mother’s tears and felt very sad for her. Jesus loved people and cared when they were sad. Jesus wanted to help the sad mother. He said to her, “Don’t cry.”

Jesus then touched the coffin and said to the dead man, “I say to you, get up!” Guess what happened? Are Jesus’ words powerful? Yes, you bet they are! The dead man sat up and began talking. Everyone looked at each other and said, “Dead men can’t talk! Only God can make a dead man come to life. Jesus must be the Holy One from God. God has come to help us!” The people all praised God for sending the Holy One.

Jesus’ words are powerful and they are right here in the Bible for us to read, listen to, remember and obey. I love to learn new Bible words. I love to listen to Bible stories. I want to obey God’s words in the Bible. He will help me if I ask Him to.

People followed Jesus around all the time because they wanted to get well. They wanted to hear Jesus’ important words, too. They knew that God’s way was right.

The Bible tells us that there were a group of men called the Pharisees who listened to John’s preaching and decided they didn’t want to be baptized. They thought they knew the right way. They thought they were always right.

These Pharisees went to Jesus and listened to His words but they didn’t like them, either. They didn’t want to admit that they had selfish sins, so they didn’t like Jesus. They didn’t want to believe that He was the Holy One from God.


The Pharisees found something they didn’t like about Jesus all the time. They even found fault with Him for speaking to the wrong kind of people, to sinners. They thought, “Jesus must not be from God or He wouldn’t get near a bad person.” The Pharisees didn’t want to understand that Jesus came to forgive sins. They didn’t want to hear Jesus’ words. They liked to hear themselves talk.

Do you like to hear Jesus’ words? Do you want to obey them? Jesus’ words are powerful when we obey them.

Prayer: Dear God, thank You for Jesus and His powerful words. Thank You for sending the Holy One so we can live in God’s right ways. Help me want to listen to Jesus’ words in the Bible. Amen.



Look:

 **Make a Box Craft Center:** Let the children make a coffin box with craft sticks. They can glue popsicle craft sticks to a cardboard base that is long and narrow. For younger children, they could make a box from aluminum foil. The craft sticks could be glued inside the foil if you want the children to have the concept of a wooden box. For more interest, make a “Sit-Up Man” to lay down and sit up in the box. (See the next Look center.) Talk about what the coffin was used for in our Bible Adventure today. When the boxes are completed, let the children take their boxes with them as they form a line as in a funeral procession. Walk slowly around the room, with sad faces, singing a sad song, such as “If You’re Sad and You Know It.” Let the children sit their men up in their coffin boxes and sing a happy song because Jesus’ powerful words made the young man come alive again. Let the “Sit Up Man” dance around as the children sing a happy praise song, such as the third verse of “If You’re Happy and You Know It.”

Sit-Up Man Craft Center: (BLUK06ECGF4) Copy the man on card stock and cut him out. Let the children make moveable body parts by fastening the parts together with brads. Let the children lay the man in the coffin box they made. Sing a sad song. Someone can say, "Young man, get up!" and the children can all sit their men up in the box. Sing a happy song. It might be fun for the children to prepare the man by wrapping the man in gauze cloth. Then, to sit him up, they would have to unwrap the top part of his body. Only the powerful God can bring someone back to life.

Snack Time: Give each child a cup of chocolate milk and a plastic spoon. Set out a bowl of marshmallows. Hold up a cup of chocolate milk, and ask, "What will happen if I put a marshmallow in my cup of milk?" Let the children respond. Then put a marshmallow in your cup and say, "See? The marshmallow rises to the top. Even if I take a spoon and push the marshmallow down, it still comes back up. It makes me remember that when Jesus spoke His powerful words, the young man couldn't stay dead in the coffin. He popped right up, like this marshmallow." Give each child a spoon so she can push her marshmallow down and let it pop back to the top. Sing a modified version of "Young Man Died" as the children are doing this. (See Song section.)

Young man died; they were so sad. (*Push marshmallow down*)

Mother cried, she felt so bad. (*Pretend to cry*)

Jesus said, "Young man, arise!" (*Let marshmallow pop to top.*)

He's the Holy One. (*Point to heaven.*)

Songs:

Someone Needs Kindness and Care (*to the tune of "Oh, Dear, What Can the Matter Be?"*)

Oh, dear, what can the matter be?

Oh, dear, what can the matter be?

Oh, dear, what can the matter be?

Someone needs kindness and care.

Show them you love them and care for them deeply,

Say a kind word, oh, I'm sure it will please them.

Give them a hug or a kiss or a handshake,

To cheer up an unhappy face.

Young Man Died (*to the tune of "Jimmy Crack Corn"*)

Young man died; they were so sad.

Young man died; they were so sad.

Young man died; they were so sad.

They cried and cried and cried.

Jesus saw the mother cry.

Jesus saw the mother cry.

Jesus saw the mother cry.

He knew that He could help.

Jesus said, "Young man, get up!"

Jesus said, "Young man, get up!"

Jesus said, "Young man, get up!"

He sat right up and talked.

Jesus is the Holy One.

Jesus is the Holy One.

Jesus is the Holy One.

He raises from the dead.

If You're Sad and You Know It

If you're sad and you know it, hang your head. (*Sniff! Sniff!*)

If you're sad and you know it, hang your head. (*Sniff! Sniff!*)

If you're sad and you know it, then your face will surely show it.

If you're sad and you know it, hang your head. (*Sniff! Sniff!*)

(Second and Third Verses)


If you're happy and you know it, clap your hands. (*Clap! Clap!*)

If you love Jesus' words, dance your feet. (*Hip! Hop!*)




Took:


- Bible Adventure Review: (BLUK06ECGF1)** Sing the first stanza of “Someone Needs Kindness and Care” as you show the GF1 picture. Let the children say who needs Jesus’ kindness and powerful words. Continue with other pictures from former Bible Adventures as you sing the same stanza. Then sing the second stanza. Tell the children that we can’t bring people back to life, but we can help people who are sad.
- Luke Review Story Circles: (BLUK06ECGF9)** Use the story circles for review as you have in past weeks. See the Luke Review Methods for options.
- ② **“Follow Jesus to Nain” Craft Center: (BLUK06ECGF7 & BLUK06ECGF8)** Let the children follow the path with their pencils. Tell them we will follow Jesus to Jerusalem, then Nazareth, then Capernaum, and then Nain. Let the children glue the picture of the young man in the coffin by the town of Nain. Sing a sad song and then a happy song when Jesus’ powerful words made the young man get up.
- ④ **Bible Story Necklace: (BLUK06ECGF5)** Let the children cut or tear out the hearts. Glue a Bible on the front of the heart and the verses on the back. Cut a little slit on each side of the Bible. Give each child an 18” piece of yarn. The children can slide the hearts onto the yarn, placing macaroni in between each. They can wear their necklaces as a reminder to ask their parents to read one of the Bible stories each day that week.
- ④ **Jesus’ Powerful Words Activity Sheet: (BLUK06ECGF6)** “Whose words are the right words we should listen to? (*Jesus’ words*) Where do we find His words? What words did Jesus say in this week’s Bible Adventure that brought a man back to life?” Follow the instructions on the sheet to familiarize the children with the spelling of Jesus’ name. Sing another verse to the J-E-S-U-S song (B-I-N-G-O tune) and point to the letters on the activity sheet as you sing the letters in Jesus’ name. See the Song section of the first Luke lesson.
 - The Holy One has holy words.
 - And Jesus is His name-oh.
 - J-E-S-U-S; J-E-S-U-S; J-E-S-U-S
 - And Jesus is His name-oh.





Jesus and His disciples
went to a town called Nain.



Jesus saw a dead person being carried out--
the only son of his mother, a widow.
When the Lord saw her, His heart went out to her
and He said, "Don't cry."



Jesus felt compassion
for the woman
who was crying.



Jesus touched the coffin
and said, "Young man, get up!"




The dead man sat up
and began to talk.

All the people praised God
and said, "God has come
to help His people."

What has happened to these children?


Talk about illnesses and "owies" the children have had.



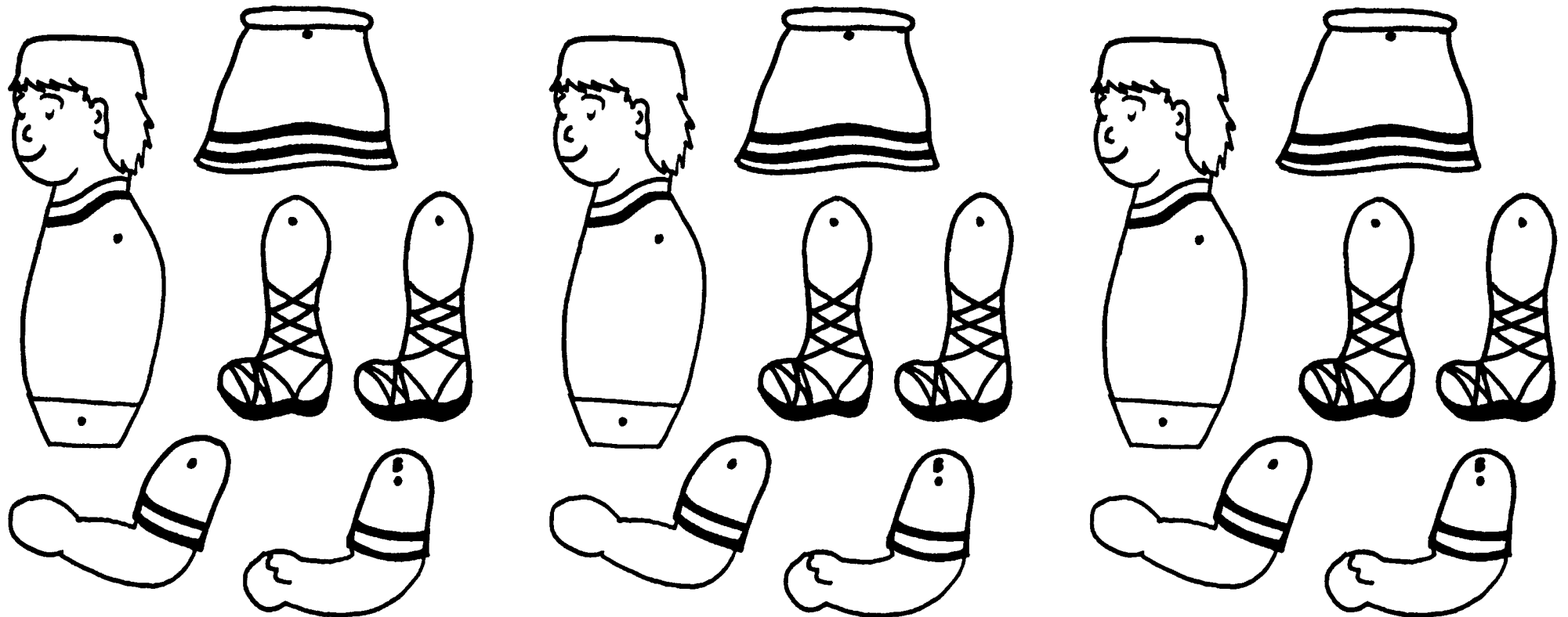
In this big picture find the artist's brush, comb, screwdriver, bat, ice-cream cone, spoon, fish, key, goose, needle, spool, bird, glasses, sailboat, and clothespin.

Sit Up Man
Craft Center

Copy the man's
body parts
onto card stock,
one per child.
Cut out the pieces
and fasten them
together with brads.
The man can lie
down, sit up,
or walk around.





BLUK06ECGF4




Bible Story Necklace



Cut out the hearts and glue the Bible into the heart. Cut a little slit on each side of the Bible so the children can slide an 18" piece of yarn through. Decorate the necklace with macaroni and straw segments, as desired. Talk about Jesus' powerful words in the Bible.





God's Word for this week:
Monday: Luke 1:5-25
Tuesday: Luke 1:26-38
Wednesday: Luke 2:1-20
Thursday: Luke 2:25-38
Friday: Luke 3:21-22
Saturday: Luke 5:1-11
Sunday: Luke 7:1-23




God's Word for this week:
Monday: Luke 1:5-25
Tuesday: Luke 1:26-38
Wednesday: Luke 2:1-20
Thursday: Luke 2:25-38
Friday: Luke 3:21-22
Saturday: Luke 5:1-11
Sunday: Luke 7:1-23




God's Word for this week:
Monday: Luke 1:5-25
Tuesday: Luke 1:26-38
Wednesday: Luke 2:1-20
Thursday: Luke 2:25-38
Friday: Luke 3:21-22
Saturday: Luke 5:1-11
Sunday: Luke 7:1-23




God's Word for this week:
Monday: Luke 1:5-25
Tuesday: Luke 1:26-38
Wednesday: Luke 2:1-20
Thursday: Luke 2:25-38
Friday: Luke 3:21-22
Saturday: Luke 5:1-11
Sunday: Luke 7:1-23






God's Word for this week:

Monday: Luke 1:5-25
Tuesday: Luke 1:26-38
Wednesday: Luke 2:1-20
Thursday: Luke 2:25-38
Friday: Luke 3:21-22
Saturday: Luke 5:1-11
Sunday: Luke 7:1-23




God's Word for this week:

Monday: Luke 1:5-25
Tuesday: Luke 1:26-38
Wednesday: Luke 2:1-20
Thursday: Luke 2:25-38
Friday: Luke 3:21-22
Saturday: Luke 5:1-11
Sunday: Luke 7:1-23




God's Word for this week:

Monday: Luke 1:5-25
Tuesday: Luke 1:26-38
Wednesday: Luke 2:1-20
Thursday: Luke 2:25-38
Friday: Luke 3:21-22
Saturday: Luke 5:1-11
Sunday: Luke 7:1-23




God's Word for this week:

Monday: Luke 1:5-25
Tuesday: Luke 1:26-38
Wednesday: Luke 2:1-20
Thursday: Luke 2:25-38
Friday: Luke 3:21-22
Saturday: Luke 5:1-11
Sunday: Luke 7:1-23









God's Word for this week:



Monday: Luke 1:5-25
Tuesday: Luke 1:26-38
Wednesday: Luke 2:1-20
Thursday: Luke 2:25-38
Friday: Luke 3:21-22
Saturday: Luke 5:1-11
Sunday: Luke 7:1-23







God's Word for this week:

Monday: Luke 1:5-25
Tuesday: Luke 1:26-38
Wednesday: Luke 2:1-20
Thursday: Luke 2:25-38
Friday: Luke 3:21-22
Saturday: Luke 5:1-11
Sunday: Luke 7:1-23



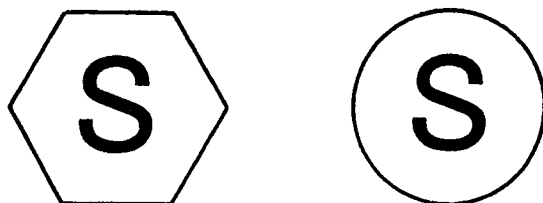

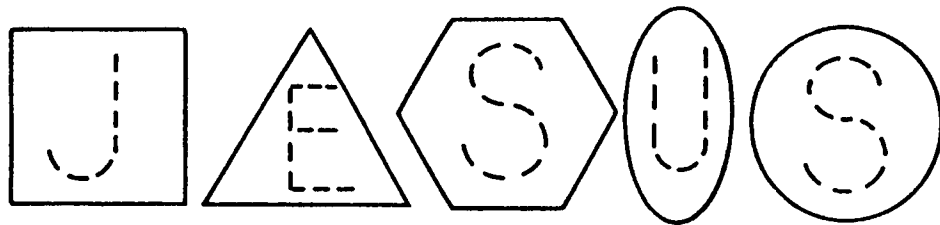





Jesus' Powerful Words Activity Sheet

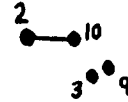
Whose words do we listen to and obey?

Draw a line between the shapes that match.
Trace the letter inside.



Where do we find Jesus' words?

We read God's Word!




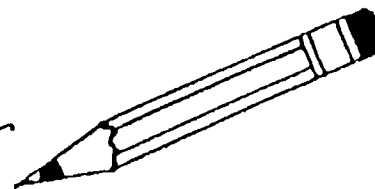
HOLY
BIBLE



Connect the dots. Begin at 1.

Jesus went to cities and villages.

Follow His path with your







As the children follow the path with their pencils, remind them of events that they have learned about in the book of Luke.

Jesus first went to His hometown of Nazareth. They didn't believe that He was the holy Son of God. Jesus then went to Capernaum where He healed many people.

Go to another village where people came to hear Jesus' powerful words. Then go to Nain. Glue the GFB picture of the young man in the coffin on the page. Talk about the Aim Questions.

STORY
CIRCLES
FOR LUKE
LESSON #6.



Can you find these
Hidden Pictures

key bat spoon glasses screwdriver comb
clothespin goose fish spool bird ice-cream cone sailboat
needle

Can you find these
Hidden Pictures

key bat spoon glasses screwdriver comb
clothespin goose fish spool bird ice-cream cone sailboat
needle

Can you find these
Hidden Pictures

key bat spoon glasses screwdriver comb
clothespin goose fish spool bird ice-cream cone sailboat
needle

Jesus' words have great power because
He is the holy Son of God.

The centurion said
to Jesus,
"Say the word and
my servant
will be healed."

