

October 5, 1997

Luke 6:17 - 6:49

Early Childhood

BLUK05EC

Grow Kindness "Fruit" in Your Heart!

Materials I Need:

Memory Verse:

They left everything and followed Jesus. Luke 5:11

Aim Questions for 2's & 3's:

1. What did Jesus call the people who followed Him wherever He went? (*Disciples*)
2. Did Jesus say we should listen to and obey His words? (*Yes*)
3. Who watched Jesus every day and listened to everything Jesus said? (*Disciples*)
4. Is God kind to everyone, even the people who are mean and unthankful? (*Yes*)
5. Does Jesus say to be kind or unkind to someone who hurts you? (*"Do good to those who hate you and pray for those who hurt you."*)
6. Does Jesus want us to have "good fruit" kindness or "bad fruit?" (*"Good fruit" kindness*)

Aim Questions for 4's, 5's & K:

1. What did Jesus call the people who followed Him wherever He went? (*Apostles, disciples*)
2. Did Jesus say we should listen to and obey His words? (*Yes*)
3. Is God kind to everyone, even mean people and unthankful people? (*Yes*)
4. Does Jesus say to be kind or unkind to someone who hurts you? (*Do good to those who hate you and pray for those who hurt you.*)
5. What does Jesus say we should do if we want to have "good fruit" rather than "bad fruit?" (*Listen to His words and obey them*)
6. How will you treat your family and neighbors this week if you want to obey Jesus' words? (*I will be kind to each person, no matter what they do.*)

Key for symbols:



This box symbol represents ideas that can be used for two-year-olds through kindergarten. Please remember to slow down the pace for two-year-olds and keep the pace moving for five-year-olds.



This symbol represents ideas that are best used for two- and three-year-olds.



This symbol represents ideas that are best used for four-year-olds through kindergarten.



Hook:



Kindness Coupons: (BLUK05ECGF7) Explain to the children that throughout the morning, you will be listening with your ears for kind words and watching with your eyes for kind actions from the children and teachers. Give kindness coupons when appropriate. You may want to show the children how the process works by giving a "kindness coupon" to a teacher early in the morning. Say rhymes that relate to kindness throughout the morning.



Filling Up: Provide "kindness" sand, "kindness" macaroni, "kindness" rice, "kindness" beans, "kindness" buttons, "kindness" pennies or water along with containers of different sizes and shapes to be filled. Talk about filling something up to the top! In today's Bible Adventure, we're going to talk

about how God wants us to be full of His words and His kindness, even when someone tries to hurt us. When we are full of God's love, we don't have room in our hearts for mean thoughts and words.



Picture Hunt Center: Hide pictures of children doing kind deeds around the room. After the children in the class each find one, they can sit down and share what is happening in the picture.



Good Fruit Center: Bring plastic fruits and talk about the names of the fruits. Bring real fruits to cut up and let the children taste. Bring some good fruit and some spoiled fruit. Tell the children that we don't eat spoiled fruit. It isn't good for us. It will make our tummies feel sick. Jesus told the disciples that being mean or unkind is like bad fruit. It's not good for us. We want to fill up with good fruit kindness.



Follow the Leader: Have all of the children grab onto a piece of rope so that they are lined up behind the teacher. Take the children on an "adventure walk" around the church grounds, telling all of the children to be sure to hang-on to the rope and to walk exactly the way that you do. Have fun by walking with little, tiny steps, with big, long steps, jumping, running, or walking sideways. When you have finished your walk, tell the children that Jesus asked people to follow Him wherever He went, and that He called these people His "disciples." "We are going to learn about what Jesus told the disciples to do in our Bible Adventure today."



Musical Chairs Center: Place a Bible sticker on one chair. When the music stops, the child sitting on that chair gets to share a time when they have seen someone do something kind for someone else. We will hear more about kindness in our Bible Adventure today.



Team Relay Game Center: Divide the children into two teams, the "EYES" and the "EARS". The children have to place a Bible on their head, walk to the other end of the room, take it off and walk back to hand it to the next child in line. The first team to finish wins. If a child drops the Bible, he has to start over! Today, you will hear more about eyes, ears and the Bible.



Picture Search Center: Ask children to tear pictures out of magazines that show people doing kind, good things for other people and people with happy faces. Talk about what the people might be doing that is kind and would make them happy.



Ears and Eyes Center: Give each child a piece of construction paper to tear out the shape of eyes and ears. After the Bible Adventure, the children could place a sticker of a Bible on each, making a large mural. Talk about God's kingdom in which God's people are kind like He is kind.



Listening and Seeing Walk: Divide the children into two teams, the "EYES" and the "EARS". Have the children go on a walk outside and remember what they see if they are the "EYES" and what they hear if they are the "EARS." Come back in and talk about their finds!



Sharing Time: Place the children's names in a basket. As you pull one out, that child can share about a time he was hurt by someone. We are going to find out in the Adventure today how we should act towards people who hurt us. Review this after the Adventure and add what the children should do to that person who hurt them.



"What's Wrong with This Tree?" Center: (BLUK05ECGF10) Let the children find and color the things that don't belong in the tree. Talk about what grows on trees and what does not. In today's Bible Adventure, Jesus will talk about good trees and bad trees. We know that the fruit that comes from a tree depends on what kind of tree it is and what kind of roots it has. In the same way, what comes out of our mouths depends on what is inside our hearts.



Book:

Presentation Ideas -



Draw three trees and on one tree, place only apples. On another tree, place only pears, and on the third tree, place bananas. Talk about one kind of fruit coming from each tree. Draw two children with a heart on each. On one child, place a kind action and a happy face, and on the other child, a cruel action and a mean face. Jesus said that if we listen to His words and obey them, God will help us treat people with kindness.



Show the BLUK05ECGF1 and BLUK05ECGF2 pictures as you tell the Bible Adventure.



Show pictures on an overhead projector of kind and unkind actions.

Bible Adventure for 2's & 3's -

After Jesus chose twelve disciples to be apostles, He took them with Him wherever He went. When Jesus went up the hillside to pray all night, the disciples went up the hill. When Jesus went down the hill to talk and heal sick people, the disciples went with Him. They watched whatever He did. They wanted to learn everything they could about the Holy One from God.

People came from far away to see Jesus at Capernaum. *(Walk in place or move arms as though walking.)* Sick people walked all the way from Jerusalem to get help from Jesus. *(Walk, walk!)* Sick people came all the way from the Mediterranean sea coast to touch Jesus' cloak. *(Walk, walk!)* People knew that if they could even just touch the hem of Jesus' cloak, His power would make them well. *(Show last week's BLUK04ECGF2 picture.)*

One day, when Jesus wanted to teach His disciples some important things, He sat down with them. *(Show this week's BLUK05ECGF1 picture.)* He had so much to tell them. He began teaching them many things. The disciples listened very carefully because they wanted to learn everything they could from the Holy One.

Things would be different for the disciples now that they had left everything to follow Jesus. Jesus said to His disciples, "God's ways are not like people's ways. I will tell you about God's ways. God is kind. *(Luke 6:35d)* Do you know what "kind" means? *(Make a mean face and pretend to push someone.)* Is it kind to push someone down? No, that is not kind. Is it kind to grab a toy away from someone? *(Pretend to grab.)* No, it is not kind to grab a toy. It is not good to hurt people. *(Show pictures on an overhead projector of kind and unkind actions.)*

Jesus is kind because He is the Holy One from God. Jesus looked around Him and pointed to some trees. *(Show the BLUK05ECGF2 picture.)* Jesus said to His disciples, "Good fruit grows on good trees." *(Show the three trees as described in the Presentation Ideas.)* Here is a good apple tree and only apples grow on an apple tree. Pears don't grow on an apple tree. Bananas don't grow on an apple tree. They grow on their own trees.

Jesus said, "People who listen to my words and obey them are like good trees. Good fruit grows on a good tree. I like good fruit. Kindness is a good fruit. God wants you to have "good fruit" kindness every day. God's way is for you to be kind, as God is kind, even when someone is mean to you. That means that if someone is pushing you, you don't push them back. If someone is grabbing your toy, you don't grab back. You don't try to hurt anyone even if you have been hurt. God is always kind and wants us to have His kindness.

The disciples listened carefully to Jesus' words. They knew that it would not be easy to be kind to people who were mean to them, but they wanted to obey Jesus. They thought, "We want to obey You, Jesus, because You have powerful words. You are the holy Son of God."

We have Jesus' words here in our Bible book of Luke. I want to obey Jesus' words, too, do you? I want to be kind like Jesus.

Prayer: Dear God, Thank You for being a kind God, even to people who are not kind. Help me want to have "good fruit" kindness, too. In Jesus' name, amen.

Bible Adventure for 4's, 5's & K -

Who remembers what Jesus was doing last week? Yes, He chose His disciples. How many were there? *(Twelve. They were followers of Jesus and were called apostles.)* What did they leave to follow Jesus? *(Some of them were fisherman and one was a tax collector.)* They thought being with Jesus and helping Him was the most important thing they could do. It was important to them to learn from Jesus how to be fishers of men.

Wherever you found Jesus in those days, you would find the disciples. Jesus took them with Him wherever He went. When Jesus went up the hillside to pray all night, the disciples went up the hill with Him. When Jesus walked from town to town to talk to people and heal sick people, the disciples were right there with him.

The disciples watched as people came from far away to see Jesus. Sick people walked all the way from Jerusalem to Capernaum to get help from Jesus. Sick people came all the way from the Mediterranean Sea coast to touch Jesus' cloak. They knew that if they could even just touch the hem of Jesus' cloak, His power would make them well.

One day, when Jesus wanted to teach His disciples some important things, He took them down the mountain and sat down with them on a level place in the country. I would have loved to have been there and you would have, too. Jesus had much to tell them.

Things would be different for the disciples now that they had left everything to follow Jesus. The disciples listened very carefully because they wanted to learn everything they could from the Holy One. It was very quiet even though a lot of people gathered together that day because they wanted to hear every word Jesus said.

Jesus said, "God's ways are not like people's ways. I will tell you about God's ways. First of all, God is kind." Do you know what "kind" means? (*Make a mean face and pretend to push someone.*) Is it kind to push someone down? No, that is not kind. Is it kind to grab a toy away from someone? (*Pretend to grab.*) No, it is not kind to grab a toy. We are kind if we do nice things for others.

Secondly, Jesus said, "Treat other people the way you would want them to treat you." That means to use kind words and do kind things for others no matter how they treat you. That is God's right way.

When someone hits you, what do you want to do? When someone is mad and angry with you, what do you do back to him or her? When someone gets in line in front of you at the drinking fountain, how do you feel? Do you feel angry and want to get your place back?

When you get shoved on the playground, how do you treat that person? What do you want to do to the person who stole your bike? Remember, God's ways are the best and God says to treat others with kindness and not to be mean. Don't treat mean people by being mean back. Treat them with kindness and not the way they treat you.

Thirdly, Jesus said, "God wants you to grow by being filled up with Him and His words. God wants you to hear His Word and obey it. Be filled up with God and His Word. Then good words and actions will come out of you!"

"It is like a good tree that fills up with water and nutrients from its roots. A good tree grows big, beautiful, good fruit. An apple tree that drinks up water grows big and produces good, big, red, juicy apples. An orange tree that is filled up with good water and nutrients will produce bright, juicy oranges."

If you have Jesus in your heart, and if you are filled up with Him by reading the Bible with your eyes and hearing the Bible with your ears, you can produce the "good fruit" kindness.

What you put in your heart will come out of your mouth. A person who does not listen to Jesus and obey Him will have "bad fruit" attitudes that are selfish and unkind. Fill yourself up with God's words and obey them. When trouble comes or mean, unkind people are around you, you will remember and do what is right. When someone is mean, you won't be mean back.

If I want to follow Jesus and be His disciple, I will learn how to treat all people with kindness and pray for the people who hurt me. If I listen to Jesus and obey, kindness will grow strong in my heart. I will have "good fruit" kindness to give to my family and neighbors. I want to listen to Jesus' words and obey them.

Prayer: Dear God, help me want to listen and obey Jesus' words. Help kindness grow in my heart. Help me treat my family the way I would want them to treat me. In Jesus' name I pray, amen.



Look:

Good Fruit Craft Center: (BLUK05ECGF4 & BLUK05ECGF5) Make a craft page with two tree trunks. The children will choose which tree to put the leaves with happy faces and on which to put the leaves with mean faces. These can be called the "Good Tree" and the "Bad Tree." Place a Bible sticker on the good tree with the happy faces. From the Bible book of Luke, we know that Jesus wants us to have "good fruit" kindness.

"Jesus Says" Game Center: Have the children play a game like "Simon Says" in which you can emphasize the kind and good things which Jesus tells us to do. Have the children face you and copy your actions when you say, "Jesus says. . . ." For younger children, make every statement a "Jesus says" statement. Some idea sentences: "Jesus says be kind to your neighbor by patting them on the back. Jesus says pray for people who hurt you. (*Put your hands together in prayer.*) Jesus says listen to your parents. (*Cup hands behind ears.*)"

Fill Up the Child Center: Trace around a child on a large piece of butcher paper. Let the children stamp Bibles all over the child to fill him up with God and His words. Stamps could be made from a potato or Dr. Scholl's foot pads. They could also glue pictures of kind actions on the butcher paper child.

“Follow God’s Word” Activity Page: (BLUK05ECGF9) Follow the instructions on the activity page. As the children trace over the dotted paths to God’s Word, remind them that we know what God says is right by listening to the Bible. We will have happy faces if we keep listening and doing what Jesus says.

Apple Tree Rhyme:
Way up high in the apple tree,
Two big apples looked down at me.
So I shook that tree just as hard as I could
And down came the apples and
Mmmmmmm, were they good.
(Substitute other kinds of fruit and end with a lemon--oooh, were they sour!)

Snack Time: Have a choice of several different kinds of fruits. Talk about kindness being a “good fruit” that can fill us up. Bring a choice of hard candies and let each child choose one and then “give it away” to another child. Make sure that you talk about giving with a happy heart.

② **Sharing Game:** Have each child select a toy or item in the room. Then one at a time have the children practice giving it away to another child. You could also bring in one *special* item (stuffed animal, etc.) and the children would have to take turns sharing it throughout the class time. Sharing is one way of being kind. God is kind and we want to be kind like God.

④ **Who is sitting on the Bible?** Provide a small Bible to be used today. Ask one child to go out of the room and when he comes in, he can guess who is sitting on the Bible. When he guesses right, he says the memory verse and then becomes the next one to go out. The children could sing a song and as the guesser gets closer, the singing gets louder. As he goes farther away, the singing gets softer.

④ **Listen and Clap Game:** Tell the children that they will hear some words and to listen carefully. If they hear a word that they heard in the Bible Adventure today, they can clap once. If it was not in the story, they remain quiet. (Use words like kind, grandparent, mean, dog, forgive, fill up, Bible, animal, summer, snowstorm, etc.)

Songs:

If You Want to Be Kind (*Tune: “If You’re Happy and You Know It”*)
If you want to be kind, clap your hands! (Clap! Clap!)
If you want to be kind, clap your hands! (Clap! Clap!)
If you want to be kind, like your Father God is kind,
If you want to be kind, clap your hands! (Clap! Clap!)

Disciple Song (*Review last week’s Disciple Song as you point to the disciples on the BLUK05ECGF1 page.*)




Took:

“I Can Be Kind” Coloring Page: (BLUK05ECGF8) Have the children color the craft page which shows children doing kind things for one another. As they color, talk about what the children are doing in each picture. Ask the children which of the pictures shows an action which they could try to do this week at home. Review the things which Jesus taught his disciples to do in the lesson today.

Bible Bookmark: (BLUK05ECGF6) Using firm paper, cut one 2” x 7” strip for each child. About 1” from the top of the bookmark, draw a heart, cutting along the bottom half of it. Decorate and color the bookmark. Glue on the memory verse and review it together. Punch a hole in the top of the bookmark and tie a ribbon or yarn through the hole. Encourage the children to take their bookmarks home and put them in their Bibles or their parents’ Bibles. Ask them to ask their parents to find the book of Luke for them. Place the bookmark in the book of Luke.

“I Love the Bible” Bracelet: (BLUK05ECGF6) Cut three hearts for each child from colored construction paper. Fold the hearts. Place a Bible sticker on the blank heart. Give each child a 14”


piece of yarn or ribbon and four 1" pieces of plastic drinking straw. Lay the yarn out flat on the table and string hearts and straws alternately. Glue the hearts over the yarn. Tie loosely around the children's wrists. Be kind and make one to share with a friend.

 **Review Circle: (BLUK05ECGF3)** There is only one story circle today. Continue using the story circles as part of the review method you have chosen for the book of Luke. (See Luke Review Methods.)

Jesus taught His disciples about God's kingdom.
Jesus said, "Be kind to those who mistreat you."





Jesus said to His disciples,
"Each tree is known by its own fruit."
Grow kindness in your heart.



STORY
CIRCLES
FOR LUKE
LESSON #5.




Listening to Jesus' words and obeying them will give us "good fruit" kindness.




BLUK05ECGF4

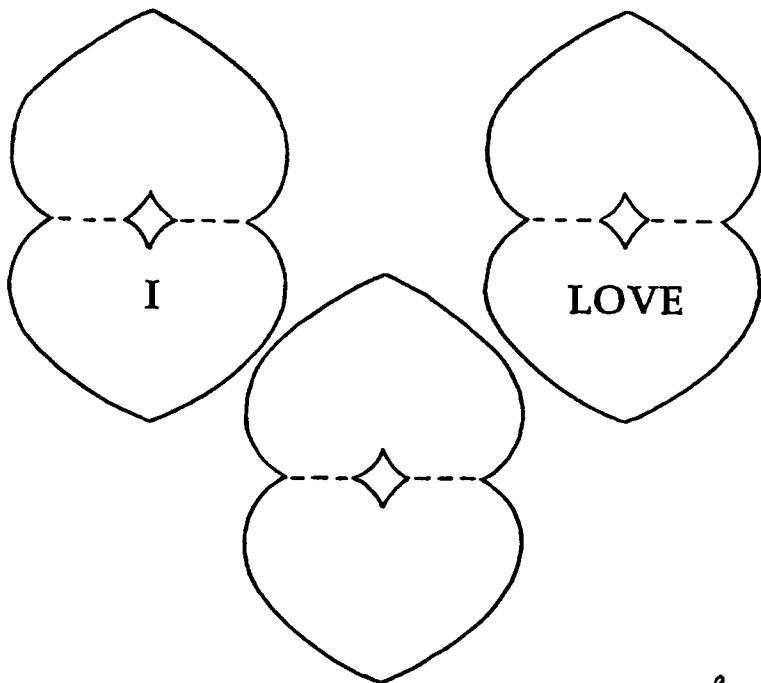
Put a Bible sticker on one tree, along with happy face leaves. On the other tree, stick mad face leaves. Talk about "good fruit" and "bad fruit" attitudes.



Bookmark




Using firm paper, cut one 2" x 7" strip for each child. About 1" from the top of the bookmark, draw a heart, cutting along the bottom half of it. Decorate and color the bookmark. Glue on the memory verse and review it together. Punch a hole in the top of the bookmark and tie a ribbon or yarn through the hole. Encourage the children to take their bookmarks home and put them in their Bibles or their parents' Bibles. Have them ask their parents to find the book of Luke for them. Place the bookmark in the book of Luke.



Love Bracelet

Cut three hearts for each child from colored construction paper. Fold the hearts. Place a Bible sticker on the blank heart. Give each child a 14" piece of yarn or ribbon and four 1" pieces of plastic drinking straw. Lay the yarn out flat on the table and string hearts and straws alternately. Glue the hearts over the yarn. Tie loosely around the children's wrists. Be kind and make one to share with a friend.



Finished Bracelet

Kindness Rhymes


SHOWING GOD'S LOVE

God shows His love to me.



I show God's love to you,

By (sharing blocks and toys),



And speaking kindly, too.



Substitute other phrases for words in parentheses, such as "taking turns with you" and "letting you choose first."

BE KIND

Look at my friend!



And then look at me!



We share and take turns

To be kind, you see!



Reproduce the "Kindness Award" from the Award/ Message Patterns. Keep awards on hand and give them to children from time to time as you see them acting in kind ways.

SHARING

When (Reuben) wants to play with (blocks)

I want to say, "They're mine!"



MAKE GRABBING MOTION.

But I know how to share, and so

I'll say to (him), "That's fine!"



MAKE GIVING MOTION.

Invite children to suggest other names and toys for this activity.

I ROLL THE BALL

I roll the ball to you.



You roll the ball to me.



When I share the ball with you,

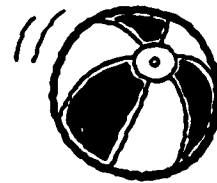



That makes us friends, you see!




Encourage children to think of other ways to share the ball (toss/bounce, etc.). To expand the activity, use "jump the rope with you," "ride the bike with you," etc.

INSTANT SONG: Sing to the tune of "Farmer in the Dell."




I want to be kind like Jesus.



Color the pictures and talk about what the people are doing to learn how to be kind like Jesus.


BLUK05ECGF8

Help the children follow the right path to God's words.
Stick a Bible sticker in the cloud.




Draw eyes and ears on the faces that are happy to hear God's words.

Make these faces



BLUK05ECGF9

What's wrong with this tree?



Color the things that don't belong on this tree.
Talk about how good fruit grows on good trees. BLUK05ECGF10



KINDNESS
COUPONS

(SEE BLUK05ECGF7)

