

October 5, 1997

1st - 6th Grades

Sermon on the Plain

Luke 6:17 – 6:49

BLUK05

Luke



Materials I Need:

Legend:

 = Option 1, Appropriate for 1st – 2nd Grade

 = Option 2, Appropriate for 3rd – 6th Grade

Bolded words in the narrative = key story highlights for correlation with lesson plan activities.

Memory Work:

“But love your enemies, do good to them, and lend to them without expecting to get anything back. Then your reward will be great, and you will be sons of the Most High, because He is kind to the ungrateful and wicked.” Luke 6:35

Aim Questions:

1. List at least three ways in which God’s Kingdom is different than other kingdoms or governments.
2. How are false leaders like blind men, people with logs in their eyes and fruit trees?
3. What is the point to the story about the two builders?
4. What are you doing every day to build your life on the firm foundation?
5. How do you know if you are part of God’s Kingdom or not?



Hook:




Word Scramble (Worksheet). Copy and separate the word cards from **BLUK05.GF1**. Place a set of cards on each table. When students arrive, seat them at the tables and explain to them their mission is to sort through the words and decide what they think the *Main Phrase of The Day* is. The phrase consists of three words and is something Jesus taught about. When they are finished, and all the members at the table agree, they are to tape their phrases up on the wall. If they have time left over, each student may illustrate with markers or crayons what their phrase means. *Answer: Kingdom of God.*




Blind Leaders (Game). Divide into two or three teams for a relay race. First two in line hold hands and run down to end of room and back. Next two hold hands and one is blindfolded with other who can see leading. Next have person with blindfold on lead person who is not blindfolded. Finally, have both run blindfolded to end and back together. First team to get all four teams down and back wins. **DEBRIEF:** Which was easiest? Why? What spiritual lessons can we learn from this?



Pin the Nose on Your Enemy (Game). This game is a version of Pin the Tail on the Donkey. It is important before you begin to explain that the face they are to pin the nose on is the face of an enemy who hates you and does unkind things to you at school. Blindfold a player and spin them 10 times around. Give them the nose with a pin or tape on it to pin the nose on their enemy, **BLUK05.GF2**. During the Bible Adventure, you may refer back to this activity to remind the students of certain attitudes and words that may have been demonstrated or said while pinning the nose on their enemy. Allow them to discuss during the Bible Adventure time why it is so hard to love our enemies.


 **Two Scoops (Activity).** Divide into two teams. Give each team an empty bowl and in the middle of the room, place a bowl full of jellybeans, popcorn or peanuts and 10 different sized scoops (*measuring spoons would work great*). Each team takes turns going to the bowl, filling one of the scoops with jellybeans and walking back and emptying it into their bowl. They keep the scoop with them and don't reuse it. When done, teams trade bowls with each other and can eat the contents. **DEBRIEF:** Do unto others as you would have done unto you. Were you trying to get the most for yourself or leave the best-sized scoops for the other team? What should you do?

 **And the Rain Came Down (Activity).** Bring in two big bowls or go outside for this activity. Place a brick at the bottom of each bowl. Place a house built of blocks or paper on the brick. Give both teams water - either in pitchers or in water guns. Time both teams and see who can knock the house down first - they can only shoot water at the foundation, not at the house itself. Note the time. Next fill bowls with sand or dirt and place the house on top. See if they can beat their time. **DEBRIEF:** Which house is more stable? Does this remind you of a Bible story? What are we to learn from this?





Book:

Presentation Ideas -

 **Kingdom Compared (Overhead/Worksheet).** Compare how people in God's Kingdom behave versus how people tend to respond in the government and kingdoms of today, **BLUK05.GF3**

 **Blind Leading the Blind (Overhead/Illustration).** Luke 6:39 "...Can a blind man lead a blind man? Will they not both fall into a pit?" **BLUK05.GF4**

 **Plank in the Eye (Overhead/Illustration).** Luke 6:41 "Why do you look at the speck of sawdust in your brother's eye and pay no attention to the plank in your own eye?" **BLUK05.GF5**

 **A Tree and Its Fruit (Overhead/Illustration).** Luke 6:46 "No good tree bears bad fruit, nor does a bad tree bear good fruit. Each tree is recognized by its own fruit..." **BLUK05.GF6**

Bible Adventure -

I wonder what the Kingdom of God looks like. Is it only after we die and go to Heaven? Is it hidden on a secret island? Twelve men were chosen by Jesus to be trained personally by Him to work in God's Kingdom. Jesus came down from the mountain with His men and was met by a large crowd of people. Folks had come from many different places to hear Jesus' teaching and even to be cured of their physical and spiritual problems. Look at Luke 6:19. God's healing power was coming to the people only through Jesus. After Jesus healed them, He began to teach about God's Kingdom.

In the Gospel of Matthew, chapters five through seven, we can read some of the same words from this lesson that Jesus taught, however that message was given by Jesus on a mountain. This message was taught on a level place (*Luke 6:17*). We like to call the lesson in Matthew 5-7 *The Sermon On The Mount*. We call the teaching recorded in Luke 6 *The Sermon On The Plain*. No one knows exactly where Jesus was when He spoke these words, but the message that Jesus had for the people must have been taught by Him many times and at many different locations during His three year ministry.

The Jewish people who were listening had been expecting a man to come some day to establish God's Kingdom. Jesus was that Man. That is why He is called the Messiah. It means "chosen one of God." The Jews expected their Messiah to become a strong political and military leader and rule the world from Jerusalem as King David had done. This would mean that Jesus would destroy the Roman Army and take over the world. That is not how Jesus intended to establish the Kingdom of God at that time. God's Kingdom will not be a place where the Jews are in charge of the world just because they are Jewish. The Kingdom that Jesus taught about would be different because the people of God's Kingdom are different. They have been changed by God.

How is God's Kingdom different? Jesus began his lesson highlighting the differences between God's Kingdom and the governments of our world. Jesus started with a very strange statement. He said that

the Kingdom of God belongs to those who are poor. That sounded strange to the people who were listening, and to us today. In the kingdoms and governments of our world, people who are rich, famous or talented are the ones in charge. In the Kingdom of God, those things are not important. God's Kingdom is extended to those who do not **rely** on their money or their good looks. As a matter of fact, prideful people who think they ought to be in charge will not be allowed in God's Kingdom, only those who depend on God and who trust Him above all else. God's Kingdom is very different from other governments and kingdoms. We may belong to God's Kingdom now, but a day is coming when we will live in His Kingdom and then everything will be different. God's people will not go hungry for physical or even spiritual food. There will always be plenty. Jesus said that mourning will stop. The things that make God's people sad will not be allowed in His Kingdom. Jesus is in charge of this new Kingdom, but there are people today who do not want to believe that. Some people even criticize and insult those who do accept Jesus as their King. It is good to be persecuted, Jesus said, because God's people will be blessed for withstanding the insults.

This wasn't the kind of Kingdom for which people had waited. As Jesus taught, those who were listening began to see that God's Kingdom was going to be very different from what they expected. In Luke 6:27-38 we can read what Jesus taught about how people who belong in the Kingdom of God behave. Their attitudes and actions are totally different from what you might expect. Instead of hating their enemies, they love them. Today we see people who are not part of God's Kingdom. When someone is unkind, they can expect that others will be unkind back to them. People who belong to the Kingdom of God act like God in that they are kind toward people who are mean and ungrateful (*Luke 6:35*). Jesus taught that in God's Kingdom, people will not hate their enemies but will love them instead. There are several ways that people in God's Kingdom react differently. Read with me Luke 6:27-38, and let's see if you can identify those ways.

*Teachers, use the "Kingdoms Compared" sheet, **BLUK05.GF3**, as a transparency for the entire class or as a work sheet for individuals. In the right, have students write what each verse says about how people in God's Kingdom behave. In the left column, have students write how people tend to respond in the governments and kingdoms of today's world.*

Discussion Questions For Debriefing:

1. What specific things that Jesus taught do you think are hardest to do?
2. Why is it be hard to turn the other cheek or love your enemies?
3. Jesus says be merciful, just as your Father is merciful. How is God merciful to people who do not love Him or obey Him?

The Kingdom of God is very different when compared to the governments and kingdoms of this world. This was not what the people had expected. Their leaders and teachers had been teaching them that God's kingdom would be an opportunity for the Jewish nation to rule the world by defeating the Romans. They believed that it would be a kingdom where only Jews would be in charge, but that was not what Jesus taught. In Luke 6:39-45, Jesus began to teach about false leaders. The teachers and leaders that Jesus described were not part of God's Kingdom.

Jesus used three examples to illustrate what bad leaders and teachers are like. (**Show *BLUK05.GF4*.**) First, Jesus compared them to blind men. People who cannot see are not the best leaders for other people who are blind. If a blind person follows a blind leader, they will both end up falling into a pit. By this Jesus was teaching the people that leaders who were not a part of God's Kingdom will never be able to lead people to God.

The next illustration that Jesus used is humorous but true. (**Show *BLUK05.GF5*.**) He said that someone who sees a speck in his brothers eye cannot help him remove that speck if he has a log stuck in his own eye. Can you figure out what Jesus meant by this example? If I see a small problem in your life, but my life is a total mess, I will not even know how to help you. It is evident by the fact that I cannot even help myself. In God's Kingdom, people will not teach or lead if they have sins in their lives that are worse than the problems of the people they are leading.

Finally Jesus gave an example of how to figure out which teachers are from God's Kingdom and which are not. (**Show *BLUK05.GF6*.**) Every one knows that bad fruit does not come from good trees and that good fruit does not come from rotten trees. In the same way, people who are filled with sin are not going to produce things that are pleasing to God. If someone says, "I know all about God's Kingdom," but hates their brother, steals from their neighbor and never reads God's Word, they really know nothing

about God or His Kingdom.

The words that Jesus taught about the Kingdom of God were not what the people expected to hear. Some of them believed Jesus, but some of them did not trust what He was saying. Jesus closed His lesson with a parable that challenged people to believe and act on His words. You have heard this parable before. It was a story about two men who were building houses. One man dug down deep in the soil until he hit solid rock. On this rock, he began to build his house. The other man did not bother to dig down to the solid rock. He just built his house on top of the ground and did not bother to find a strong foundation. When the river overflowed its banks and flooded the two houses, which man's house stood firm?

Whether you know it or not, you are in the process of building your life right now. What you take into your mind regularly will become a part of your character. You will be like the people that you listen to everyday. If you want to build your life to last, it has to be lived in the Kingdom of God. To do that, you have to understand and obey God's words and develop habits in your life that honor Him. If you do not build your life on God's Word, a day will come when you experience big trouble, and your life will fall apart just like the ground level house did in Jesus story. People who belong to the Kingdom of God listen to Jesus and live each day striving to live like Him. How you live and what you say 24 hours a day really shows whose Kingdom you belong to. Take courage. Be like God. Hear Jesus' words, and build your life on them.



Look:



A Day in the Life of a Kingdom Guy (*Worksheet*).



Explain to the class that you are writing a story about a day in the life of a person who is looking forward to living in the Kingdom of God. Ask the students to help you fill in the blanks on your story. Do not read the story to them as you go, but simply ask for the missing items. After reading it aloud, have them help you go back and correct the words so they fit with what a member of God's Kingdom really does. Read the story again to the class with the "Kingdom Corrections" made, **BLUK05.GF7**.



Fill in the blanks together as a class, and then hand out individual worksheets for them to make their own Kingdom Corrections. Have a few students share their stories out loud, **BLUK05.GF7**.



Give Away (Game.) The goal of this game is to allow students to experience giving as a goal and purpose. Bring several articles of clothing that are easily slipped on or off (*ties, shirts, sports coats, sunglasses, etc.*). Divide the clothing among students, although it is not necessary that each student begin with an article of clothing. The rules are simple. You do not have to give up any clothes, but you must receive any that are offered to you. You may beg for clothes if you wish. The goal this time is to get as many articles of clothing as possible. Now the rules change. Redistribute the clothing. Set the clock for 30 seconds. Begin and do not stop "getting" until the 30 seconds are finished. When anyone asks you for clothing, you must give it immediately. When anyone offers you an article of clothing you must receive it. The goal is to give away as much as possible. Start the clock with 60 seconds. Begin, and do not stop giving until the 60 seconds are up. If students are having fun you may wish to repeat the game at least one more time.

Discussion:

1. What did you see and hear during the giving time?
2. What did you see and hear during the receiving time?
3. What did you feel during either time?
4. Which was more enjoyable the giving or the receiving?
5. The Bible says that it is more blessed to give than to receive. How is giving viewed in the Kingdom of God? What does it mean when you give willingly to the needs of others? *Acts 20:35*
6. How do you give to others in real life? What would Jesus ask you to be giving this week?

Three False Leaders Comic Strips (Worksheet). Jesus used three different examples of false leaders who would not be leading in God's Kingdom in Luke 6:39-45. Each student will need **BLUK05.GF8** to draw a comic strip for one or all of these examples. Help students to remember or find the examples in the Bible. Then, have them illustrate one or all of them. As they are finishing, encourage some students to show their illustrations to the class. Have them explain their pictures and explain what Jesus meant when He told this story. *If you have some artist in your class, let them draw their illustrations on a transparency. Then they can review this part of the Bible Adventure with the class as they show their work.*

Concentration, Ready, Begin (Hand Game). Read aloud Luke 6:20-26. Inform the students that they will be learning a hand game of concentration that will help them remember the corresponding "Blessings & Woes". Have an even number of students form a circle. If an odd number of students are present they can rotate into the circle when someone goes out. Hand out a card to each student (*make sure everyone has a match*), **BLUK05.GF9**. The phrase in bold is their designated blessing or woe to call out. Start the class off creating a rhythm by slapping legs twice and then clapping twice. Repeat over and over until everyone has the "beat." Teacher begins by calling out his or her bolded phrase while slapping their legs, and then calls out the corresponding blessing or woe while clapping. The person with the bolded phrase immediately answers by saying their phrase while slapping their legs and then calling a new phrase during the clapping. Example: Teacher is "Blessed are Poor." So, teacher calls out, "Blessed are Poor" while slapping legs twice and then calls out "Kingdom of God" while clapping twice. Student who is "Kingdom of God" responds by calling out "Kingdom of God" while slapping their legs and then calling out a new phrase such as "Well Fed Now" while clapping. That person immediately answers and the game continues. Object is to not lose the beat. If you do, you are out. Also, if you don't answer on time or don't call out a correct answer or call on someone who is already out, you're out. Last one left in the circle wins. This is a great game for students to memorize this portion of Scripture. They will all know it by the time you are done.

Two Houses (Puzzle). Cut out the pieces on **BLUK05.GF10 pg. 2** and "build" these houses in the correct place on the rock or sand in the picture **BLUK05.GF10 pg.1**. What will happen when the "floods" of life come to the people who built these houses?

Pack It In (Object Lesson). Bring in a small bowl of brown sugar. Loosely measure out one cup of brown sugar. Place the sugar in a clear glass bowl. Next measure out another cup of brown sugar, but this time pack it down and get in as much as you can. Place that sugar in another glass bowl. Show the difference in the two amounts. This is what Jesus is referring to in Luke 6:38, "A good measure, pressed down, shaken together and running over." When we deal with people, we need to overflow with forgiveness, packing in as much as we can and letting it overflow, not being stingy, forgiving only the bare minimum. How would you rather have God measure you? Generously or just giving you a little break here and there?

Journey With Jesus (Journal). Make an entry in your "My Journey With Jesus" journal. Any disciple might write something like this:
Crowds of people always come to Jesus for healing. He teaches them about the Kingdom of God. Many people are disappointed in what they hear. They wanted the Messiah to come and lead a fight against our enemies - the Romans. But Jesus talks about loving our enemies and praying for them. He says to give things to them and forgive the bad things they do. These teachings give me a lot to think about. I've never heard anything like this from our other religious leaders.
(Graphics note: It might be good to include a map in this journal for easy reference along the way.)

Blessings and Woes (Worksheet). Circle the blessings and put a box around the woes. Then draw a line from each blessing to its opposite woe, **BLUK05.GF11**. These were a part of Jesus' teachings about the kingdom of God. Luke 6: 20-26.



Took:

Applications Out of A Hat (Activity/Discussion). There are many applications from Jesus' words in Luke 6. Everyone who follows Christ needs work on one or more of these areas. Cut up the applications that are listed on **BLUK05.GF12**. Place them in a hat. You may wish to add a few of your own. Pass the hat and have each student take out one piece of paper and read it to the group. As a group, discuss real ways how this could apply in our lives this week. Ask for any volunteers who would like to work on that specific application this week. Give them the paper, and be sure to check with them next Sunday or with a phone call during the week.

Building Our Lives on Jesus' Words (Discussion). Teachers: Be sure to think through practical ways that your students can develop habits that are "Kingdom Habits." Please avoid obvious ideas such as read the Bible and pray.

1. List several characteristics of people who are part of God's Kingdom.
2. How can teachers help us to develop these characteristics into daily habits?
3. How can parents help us to develop these characteristics into daily habits?
4. How can you dig deep to the rock of Jesus' Word every day?
5. When should people start building their habits and thoughts upon the words of Jesus?
6. How have you started to build on Jesus' words?
7. If you have started, think of some "good fruit" that God has grown in your life and share it with us.

Ways to Treat an Enemy (Worksheet). Jesus had a lot to say about how we should treat our enemies. Circle the things He taught us to do, **BLUK05.GF13**. Refer to Luke 6:27 to 37.

Overflowing Phrases (Word Game). Luke 6: 45 says that a person speaks out of the overflow of his heart and that "a good man brings good things out of the good stored up in his heart." Divide into groups with a teacher. Have each group choose one person to write (*or teacher can write*). Then, in a given amount of time (*maybe 3 minutes*), have them come up with as many **3-word phrases** of good things as they can. Think back to the lesson for ideas. As members of the **Kingdom of God**, these are the things that should be "overflowing" from our hearts. Examples would be: I love you; I forgive you; can I help? I'm really sorry; it's for you.

King

Christ

Of

God

Prince

Peace

Men

Kings

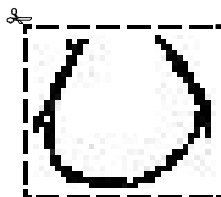
Kingdom

From

PIN THE NOSE ON YOUR ENEMY



Cut and separate page on arrow. Paste onto cardboard and pin up on wall. Cut out nose to pin on the enemy.



KINGDOMS COMPARED

Other Kingdoms

Kingdom Of God

Luke 6:27&28

Luke 6:29&30

Luke 6:35

Luke 6:36



Blind Leading the Blind



Plank in the Eye



A Tree and Its Fruit



A Day In The Life Of Kingdom Guy

One day Kingdom Guy went to the store to buy some oranges. He wanted to make some sweet orange juice for him and his mother. On the way to the store he met Mean Man who had sworn to be Kingdom Guy's worst enemy. Mean Man walked right up and slapped Kingdom Guy on the cheek. Without hesitation, Kingdom Guy hauled off and _____ toward Mean Man.

Action in past tense

When Kingdom Guy finally got to the store, there was a poor old woman by the door outside shivering in the cold. She asked Kingdom Guy if she could have his coat to keep warm. Kingdom Guy didn't hesitate to give her his _____ and

Nice piece of clothing.

his _____ also. Kingdom Guy bought his

Nice piece of clothing.

oranges and headed for home. On his way, he spotted Mean Man stranded beside the road. Kingdom Guy noticed that Mean Man's car had a flat tire so he _____ Mean

Action in past tense

Man and sent him on his way.

Kingdom Guy had had a big day. After he drank his orange juice, he decided to _____ for his enemies.

Action in present tense

Maybe tomorrow he could _____ more people

Action in past tense

to believe in his King _____.

Proper name

Three False Leaders

Luke 6:39

--	--	--

Luke 6:41-42

--	--	--

Luke 6:43-45

--	--	--

Concentration

Blessed Are Poor	-	Kingdom of God
You Hunger Now	-	You'll Be Satisfied
You Weep Now	-	You Will Laugh
You Are Rich	-	Comfort is Done
Well Fed Now	-	Will Go Hungry
You Laugh Now	-	Mourn and Weep
Men Speak Well	-	Are False Prophet

Blessed Are Poor	-	Kingdom of God
You Hunger Now	-	You'll Be Satisfied
You Weep Now	-	You Will Laugh
You Are Rich	-	Comfort is Done
Well Fed Now	-	Will Go Hungry
You Laugh Now	-	Mourn and Weep
Men Speak Well	-	Are False Prophet

Blessed Are Poor	-	Kingdom of God
You Hunger Now	-	You'll Be Satisfied
You Weep Now	-	You Will Laugh
You Are Rich	-	Comfort is Done
Well Fed Now	-	Will Go Hungry
You Laugh Now	-	Mourn and Weep
Men Speak Well	-	Are False Prophet

Blessed Are Poor	-	Kingdom of God
You Hunger Now	-	You'll Be Satisfied
You Weep Now	-	You Will Laugh
You Are Rich	-	Comfort is Done
Well Fed Now	-	Will Go Hungry
You Laugh Now	-	Mourn and Weep
Men Speak Well	-	Are False Prophet

Blessed Are Poor	-	Kingdom of God
You Hunger Now	-	You'll Be Satisfied
You Weep Now	-	You Will Laugh
You Are Rich	-	Comfort is Done
Well Fed Now	-	Will Go Hungry
You Laugh Now	-	Mourn and Weep
Men Speak Well	-	Are False Prophet

Blessed Are Poor	-	Kingdom of God
You Hunger Now	-	You'll Be Satisfied
You Weep Now	-	You Will Laugh
You Are Rich	-	Comfort is Done
Well Fed Now	-	Will Go Hungry
You Laugh Now	-	Mourn and Weep
Men Speak Well	-	Are False Prophet

Blessed Are Poor	-	Kingdom of God
You Hunger Now	-	You'll Be Satisfied
You Weep Now	-	You Will Laugh
You Are Rich	-	Comfort is Done
Well Fed Now	-	Will Go Hungry
You Laugh Now	-	Mourn and Weep
Men Speak Well	-	Are False Prophet

Blessed Are Poor	-	Kingdom of God
You Hunger Now	-	You'll Be Satisfied
You Weep Now	-	You Will Laugh
You Are Rich	-	Comfort is Done
Well Fed Now	-	Will Go Hungry
You Laugh Now	-	Mourn and Weep
Men Speak Well	-	Are False Prophet

Blessed Are Poor	-	Kingdom of God
You Hunger Now	-	You'll Be Satisfied
You Weep Now	-	You Will Laugh
You Are Rich	-	Comfort is Done
Well Fed Now	-	Will Go Hungry
You Laugh Now	-	Mourn and Weep
Men Speak Well	-	Are False Prophet

Blessed Are Poor	-	Kingdom of God
You Hunger Now	-	You'll Be Satisfied
You Weep Now	-	You Will Laugh
You Are Rich	-	Comfort is Done
Well Fed Now	-	Will Go Hungry
You Laugh Now	-	Mourn and Weep
Men Speak Well	-	Are False Prophet

Concentration

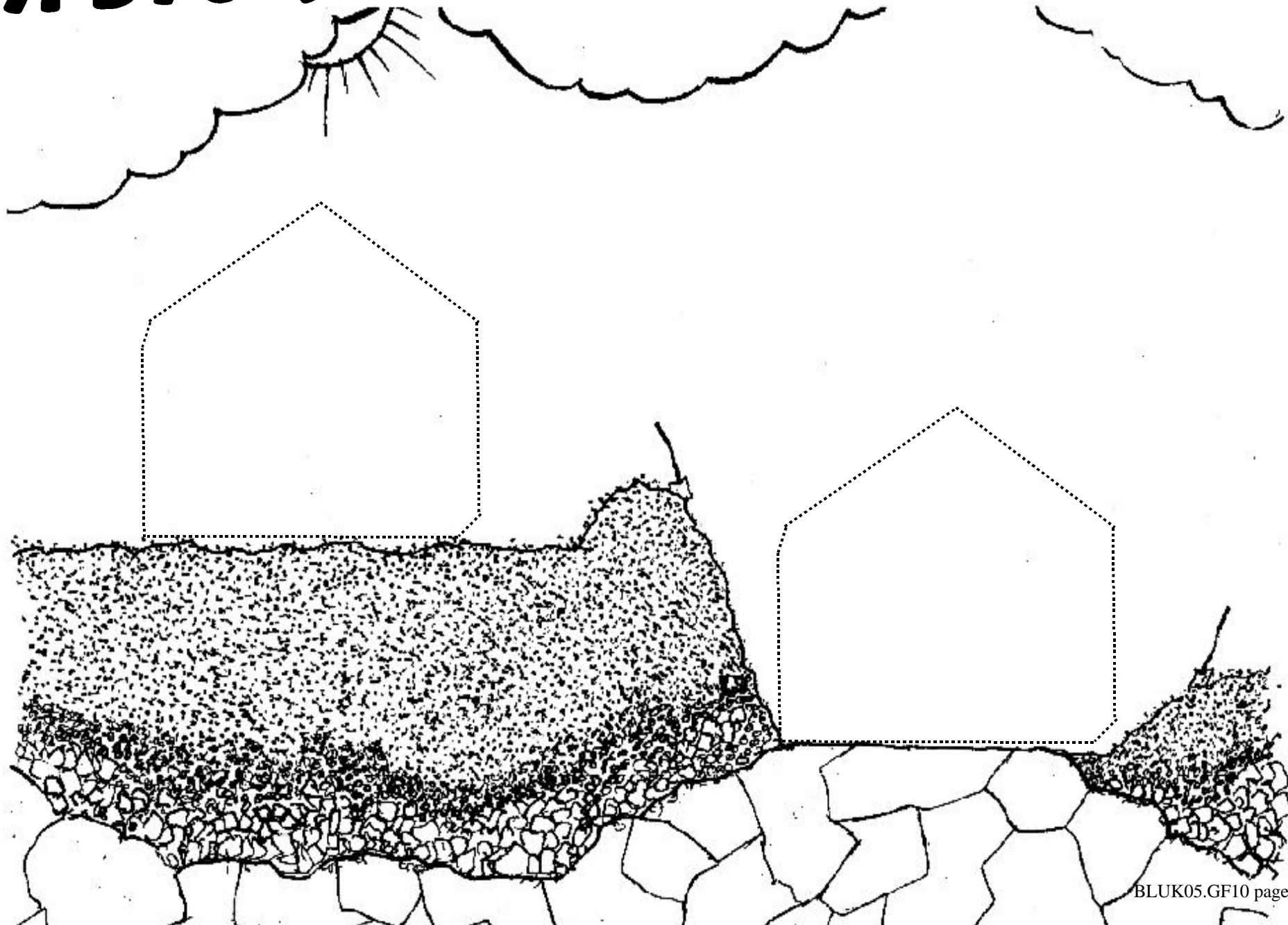
Blessed Are Poor	-	Kingdom of God
You Hunger Now	-	You'll Be Satisfied
You Weep Now	-	You Will Laugh
You Are Rich	-	Comfort is Done
Well Fed Now	-	Will Go Hungry
You Laugh Now	-	Mourn and Weep
Men Speak Well	-	Are False Prophet

Blessed Are Poor	-	Kingdom of God
You Hunger Now	-	You'll Be Satisfied
You Weep Now	-	You Will Laugh
You Are Rich	-	Comfort is Done
Well Fed Now	-	Will Go Hungry
You Laugh Now	-	Mourn and Weep
Men Speak Well	-	Are False Prophet

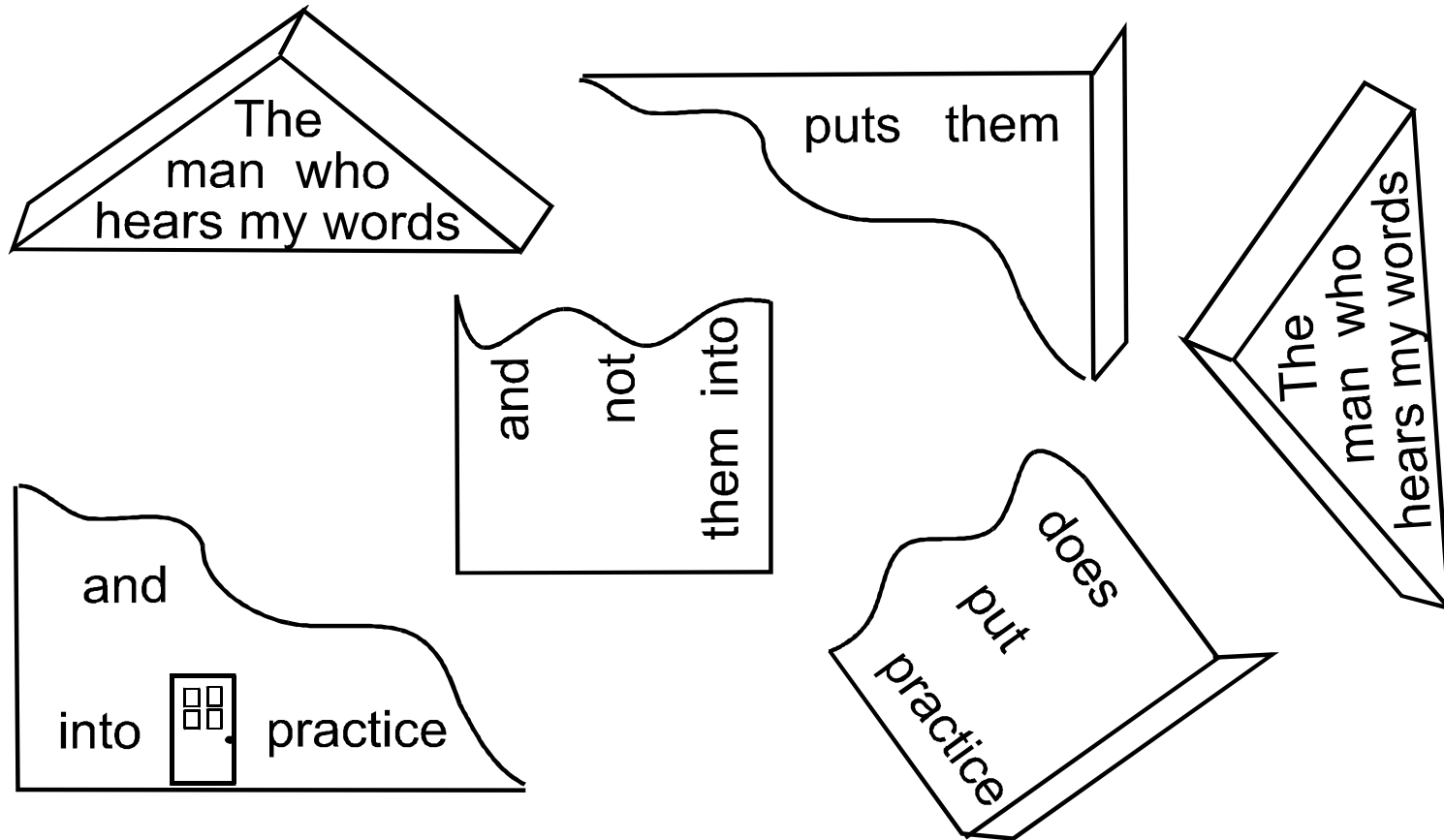
Blessed Are Poor	-	Kingdom of God
You Hunger Now	-	You'll Be Satisfied
You Weep Now	-	You Will Laugh
You Are Rich	-	Comfort is Done
Well Fed Now	-	Will Go Hungry
You Laugh Now	-	Mourn and Weep
Men Speak Well	-	Are False Prophet

Blessed Are Poor	-	Kingdom of God
You Hunger Now	-	You'll Be Satisfied
You Weep Now	-	You Will Laugh
You Are Rich	-	Comfort is Done
Well Fed Now	-	Will Go Hungry
You Laugh Now	-	Mourn and Weep
Men Speak Well	-	Are False Prophet

A STORM IS COMING



Cut out the pieces and “build“ the houses in their correct place on the rock or sand.
What will happen when the “floods” of life come? Luke 6:47- 49





Blessings and Woes

Circle the blessings and put a box around the woes. Then draw a line from each blessing to its opposite woe. These were a part of Jesus' teachings about the kingdom of God. Luke 6: 20-26.

Blessed are you
who hunger now,
for you will be
satisfied.

Blessed are you
who are poor,
for yours is the
kingdom of God.

Woe to you when
all men speak well
of you,
for that is how
their fathers
treated the false
prophets.

Woe to you who
laugh now,
for you will mourn
and weep.

Blessed are you
who weep now,
for you will laugh.

Woe to you who
are rich,
for you have
already received
your comfort.

Woe to you who
are well fed now,
for you will go
hungry.

Blessed are you
when men hate
you, when they ex-
clude you and in-
sult you....
because of the Son
of Man.



Enduring ridicule because you share your faith in Jesus openly	Doing a kingdom deed for someone you do not like	Giving selflessly to someone who asks or is in need
Praying for an enemy	Lending something without expecting it back	Forgiving someone who has done wrong to you
Listening to someone who usually bores you to death	Not retaliating when someone says or does something mean to you	Treat someone you do not like with respect
Helping someone who has not been helpful to you	Saying hello to someone who you usually ignore	Sharing with someone who probably will not share with you

Ways to Treat an Enemy

Jesus had a lot to say about how we should treat our enemies. Circle the things He taught us to do. Refer to Luke 6:27 to 37.

Do good to them



Do what they did to you



See that they are punished



Give them things



Get even with them



Love them



Bless them



Tell what they have done



Pray for them



Do what you want them to do to you



Take them to court



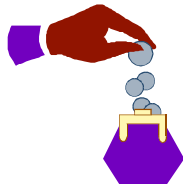
Defend yourself



Protect yourself



Lend money to them



Hate them



Forgive them
Be merciful

